

Guideline for Landfill Workers during COVID-19



A little awareness
will increase the safety of your family and
everyone around you

Content

- Introduction
- General Instruction During COVID-19
- Instructions before starting work
- Safety Instructions during work
- Instruction & Precaution after work

Introduction

During the COVID-19 pandemic, all Landfill workers should follow the general hygiene as well as instructions mentioned in this pocket manual.


In the following stages anti-infective measures should be adopted:

1. General Instruction during COVID-19
2. Before Starting works
3. During Works
4. After Works

General Instruction during COVID-19


1. Maintain Physical distance.
2. Thoroughly wash your hands with soap and water or use hand sanitizer frequently.
3. Before eating anything both hands should be washed thoroughly with soap and water.
4. Properly clean your gum boots before entering the room,
5. Avoid touching nose, mouth and eyes with hands.
6. Cover your nose and mouth with a tissue or cloth or fold your arms during sneezing or coughing.
7. Keep door & window open as much as possible for proper ventilaiton.
8. Call the hot line numbers immediately in case of any symptoms of COVID-19.

General Instruction during COVID-19



- # Physical distance should be maintained during travel by local transport.
- # For air flow keep window open as much as possible.

General Instruction during COVID-19



Thoroughly wash your hands with soap and water or use hand sanitizer frequently.

General Instruction during COVID-19



Properly clean your gum boots before entering the room.



Before eating anything wash both hands thoroughly with soap and water.

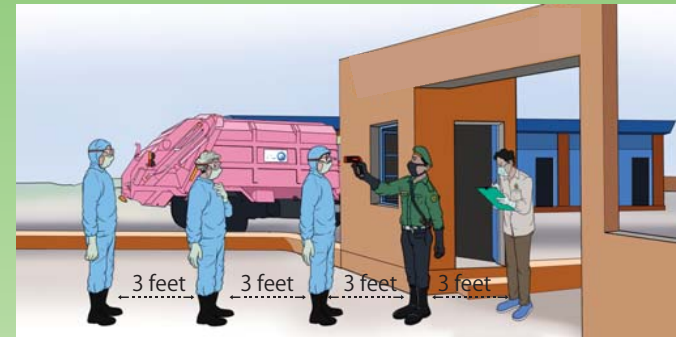
Instructions before work



Wear personal protective equipment, like Mask, Goggles, Hand-gloves, Gum boots, coverall suit, etc.

07

Instructions before work



At the entrance of Landfill site assist
-to measure your body temperature
-to check personal protective gears
-to record data.


If the body temperature of any worker found higher than normal immediately inform the concerned landfill officer and restrained him from working.

08

Safety Instructions during work

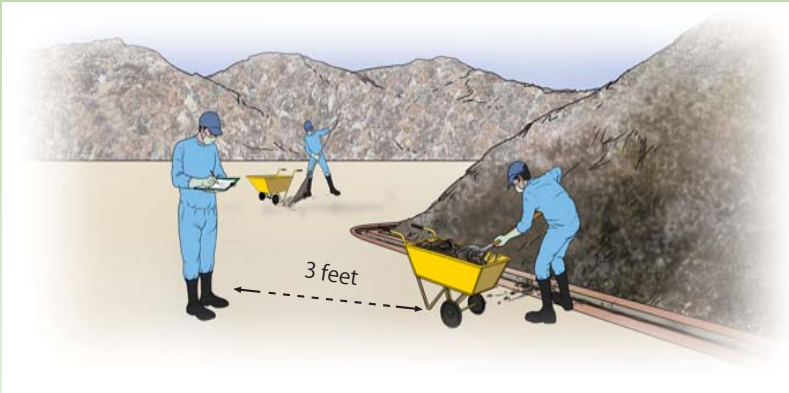


Safety Instructions during work



- During works always wear personal protective equipment Like masks, goggles, hand-gloves, gumboots, protective gowns.
- Maintain at least 3 feet distance during work.

- # Keep Office room clean and tidy.
- # Keep Door & window open as much as possible For proper ventilation.



Clean internal roads and drains regularly keeping safe distance

Safety Instructions during work



Do not touch infectious wastes with bare hands either wrapped in paper or stored in plastic bags or lying on the ground. **or**
**Do not touch infectious wastes with empty-
/bare hands**

if any medical waste or hazardous waste or chemical waste is found in landfill site inform concerned officer immediately.

Dispose infectious waste at designated disposal site.

Safety Instructions during work



Regularly Clean the dumping platform by pay-loader.



use excavator for unloading waste from open trucks.

Safety Instructions during work



Remind waste pickers not to touch infectious waste wrapped in paper or stored in plastic bags or lying on the ground.

Safety Instructions during work



- Dispose infectious waste at a temporary designated place in the landfill site.
- Record the data of disposed infectious waste.



Provide soil cover regularly at the temporary disposal site.

Precautions After work

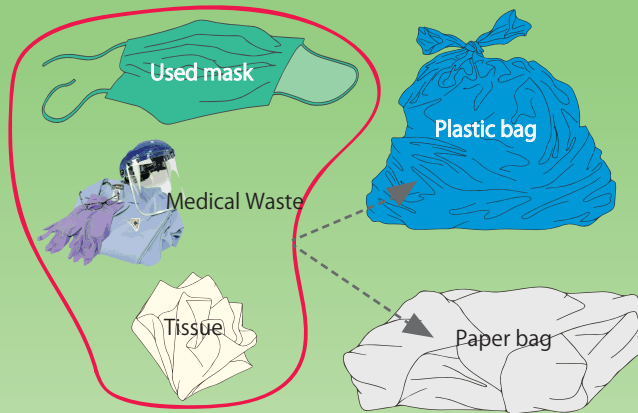
1. Put off used clothes and protective equipment following hygiene rules.
2. Thoroughly clean reusable protective equipments with soap and water.
3. Clean hands, feet and face thoroughly with soap and water.
4. Wrap up the Disposable protective equipments in paper or keep them in a plastic bag.

Precautions After work



Thoroughly clean reusable protective equipments with soap and water.

Precautions After work



- Wrap up the Disposable protective equipments in paper or keep them in a plastic bag.
- Dispose them in a designated place or in separate bin.

Information of Bearer

Name:

Address:

Contact No:

Blood Group:

Precautions After work

Name:

Address:

Contact No:

Relation: