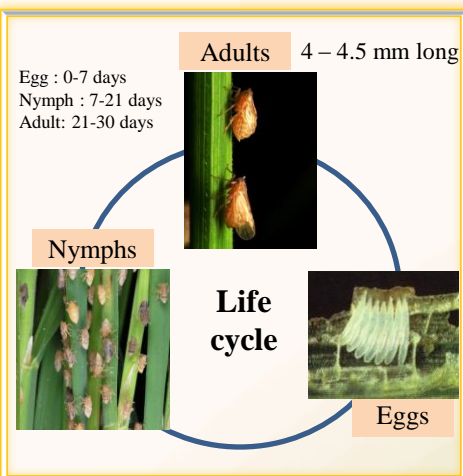




# Brown Planthopper



Brown Planthopper damages the rice by sucking the sap and making the plant dry out.



## Where does the brown planthopper attack?

At the base of the rice stems near the water surface.



Brown planthopper causes the rice ragged stunt virus and rice grassy stunt virus. The infected plant can not produce the yield.

## Rice Ragged Stunt Virus






## Rice Grassy Stunt Virus



## Prevention and Control of Brown Planthopper

- Plant rice resistant varieties, plant rice at same time as other farmers do and stop to plant rice temporarily during the outbreak of BPH.
- Use fertilizer properly, avoid using Nitrogen excessively and delay fertilization during the outbreak of BPH.
- Observe the field regularly by checking the presence of BPH and take care of beneficial insects.
- Consult with specialist when you are observing the outbreak of BPH in the field.

## Using the pesticide is the last resort

Common Name	Trade Name	Recommended Rate	Other remarks
ឌីណូតេប៊ូយ៉ាវីន Dinotefuran	 អូស៊ីន 20 WP/ Oshin 20 WP	Use 1 package with 16 L of water. Spay 1.½ to 2 spaying tanks for 1 000 m <sup>2</sup> .  Spraying tank of 16 L	Pre-harvest interval: 7 days
ប៊ូយប្រូហ្វេស៊ីន Buprofezin	 ប៊ូយមីស 10WP / Butyl 10 WP	Use 40g with 16 L of water for spraying in 400m <sup>2</sup> .	Spray at the base of the stem Pre-harvest interval: 7 days It makes the adult produce less eggs and kills the nymph.
ហ្វេណូប៊ូយ៉ាកាប Fenobucarb	 បាស៊ីដ 50EC / Bacide 50EC	Use 40 ml – 60 ml with 16 L of water for spraying in 400m <sup>2</sup> .	Spray at the base of the stem Pre-harvest interval: 10 days It is used against the nymphs and adults

Pesticides are harmful to human and animal health and environment.  
It is advisable to read the instruction label before use.

For more information, please contact the Kandal Provincial Department of Agriculture by phone number : 012 776 044