

<Some Interesting Facts about Bananas>

○バナナについて新しく知った事実を表している文に下線を引きましょう。

Bananas are one of the most popular fruits not only in Japan but also all over the world. Their yellow color, their sweet taste, and their unique shape are familiar to everyone. What else do you know about them?

Here are some facts about bananas. Almost all the bananas that are eaten in Japan come from foreign countries. The name comes from the Arabic word *banan* for finger. Bananas do not grow on trees, but on huge herbs.



『Power On!』 東京書籍

注) unique 独特な shape 形 be familiar to ~
~に良く知られている fact 事実 Arabic アラビアの
huge herbs 巨大な草



<A Surprising Fact about Bananas>

○バナナのどの部分から紙が作られるのでしょうか。



You can make paper from bananas. However, it is not made from the part of bananas that you eat, but from banana stems.

Bananas grow on stems just once. After the bananas are harvested, stems are usually thrown away as waste. But now the stems are turned into fibers and sent to Japan. Then they are made into beautiful paper with techniques for making *washi*. Japanese traditional techniques have changed banana stems from waste into a sustainable resource.

Now some Japanese companies have begun selling banana paper products such as business cards and notebooks.

注) grow 育つ harvest 収穫する throw away ~を捨てる waste 廃棄物 fibers 繊維状のもの、細い糸
technique テクニック、技術 traditional 伝統的な sustainable 持続可能な resource 資源
company, companies 会社 product 製品 business cards 名刺

『Power On!』 東京書籍



授業プリント③

内容理解 (Banana Paper)

3- NAME

(1) 英文を読み、その内容に合うように、次の各問いに答えましょう。グループで協力して答えをみちびき出しましょう。

1. Which part of bananas is used to make paper?

2. How are the stems made into paper? 次の()内に適切な語を書き入れましょう。

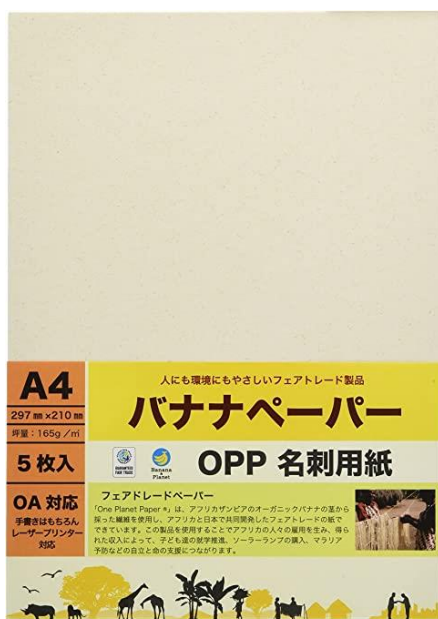
People turn the stems into (), dry them and () them to Japan.

In Japan, people make the fibers into paper with () for making *washi*.

3. 日本の伝統的な技術が()を()に変えたということ。

↓

What do you think about this?



<Banana stems fibers come from an African country, Zambia> No.4

○ザンビア、エンフエ村の数年前までの様子はどうだったのでしょうか。

The fibers for Japanese banana paper come from Mfuwe Village in a national park in Zambia. Elephants, giraffes and other wild animals live in the park. Until a few years ago, the villagers had few jobs, and they faced various problems: poverty, a lack of education and illegal hunting of wild animals.

注) Mfuwe Village エンフエ村 until ~まで face 直面する、向き合う various 様々な poverty 貧困 lack 不足

『Power On!』 東京書籍

1. エンフエ村はどんな場所にあるのですか。

2. エンフエ村は数年前まで、どのような状況でしたか。

①

②

3. “various problems”の内容を説明しましょう。

The diagram consists of a central empty rounded rectangle with four arrows pointing outwards to four empty rectangular boxes. Surrounding these boxes are illustrations of different issues: a classroom with a large 'X' over it (education), a hunter with a rifle (illegal hunting), a starving man (poverty), and a sick man in bed (health issues).

授業プリント⑤

<What are the good points of the project for Mfuwe Village?> No.5

○バナナペーパー事業は、エンフエ村にどのような変化をもたらしたでしょうか。

NAME

In 2011, a Japanese company started a banana paper project in Mfuwe Village. The project has helped the villagers with their problems. ①They have got jobs from the project, and now ②their children can go to school. Also, ③they do not have to hunt wild animals for money. In this way, the project has improved the villagers' lives. Wild animals are protected from illegal hunting, and they can live safely.

Thanks to the banana paper created through Japanese techniques, life in the village has become better and better.

注) project 事業、プロジェクト improve 向上させる、より良くさせる thanks to~ ~のおかげで
create 創り出す 『Power On!』 東京書籍

1. The project has helped the villagers with their problems. とあります。問題解決のためにどのような手助けとなったのでしょうか。

①

②

③



Life in the village has become better and better.
Wild animals are protected from illegal hunting.

2. このプロジェクトの良さは何でしょうか。グループで考えを出し合った後で、自分が考えたことや思ったことを書きましょう。

.....

.....

.....