



Online and Face-to-Face (in Japan)

Knowledge Co-Creation Program (Group and Region Focus)

# Community-Based Disaster Risk Reduction



Course Number: 202208479J001

Course Period: October 5<sup>th</sup> to October 24<sup>th</sup>, 2023 (in home country)

October 25<sup>th</sup> to November 28<sup>th</sup>, 2023 (in Japan)




NOTE: Adobe Acrobat Reader DC and Google Chrome are recommended as PDF viewer. JAWS and NVDA are recommended as screen reader.

NOTE: If there are any difficulties in reading this document, please contact JICA Office in your country or JICA Center in Japan.


NOTE: Depending on the circumstances, some or all of the program periods may be changed or cancelled after the application has been accepted.

課題別研修「コミュニティ防災」研修



# How do we improve Community- Based Disaster Risk Reduction?

Understand the significance of Disaster Risk Reduction (DRR) and the respective roles of self-help, mutual-help, and public-help  
more practical, more interactive,  
more inspirational  
from the experiences of Japan.



# Outline

This program targets to promote and disseminate a community-based Disaster Risk Reduction, which is suitable for each country.

The sessions will first be held online and include self-study with on-demand study materials, then sessions in Japan will be held, which include observations and site-visits.

All sessions are carried out in English.

The total period of the program is from October 5<sup>th</sup> to November 28<sup>th</sup>, 2023 including Online and In-Japan programs.

Course Capacity:  
10 participants





## **JICA Knowledge Co-Creation Program (KCCP)**

The Japanese Cabinet released the Development Cooperation Charter in February 2015 which stated, “In its development cooperation, Japan has maintained the spirit of jointly creating things that suit partner countries while respecting ownership, intentions and intrinsic characteristics of the country concerned based on a field oriented approach through dialogue and collaboration. It has also maintained the approach of building reciprocal relationships with developing countries in which both sides learn from each other and grow and develop together.” JICA believes that this ‘Knowledge Co- Creation Program’ will serve as a foundation of mutual learning process.

# Table of Contents

## For What?

(Background, Objectives) .....	6
--------------------------------	---

## To Whom?

(Job Areas and Organizations, Targeted Countries) .....	7
---	---

## When?

(Online Program Period, Face-to-Face Program Period) .....	7
--	---

## Where?

(Place Where the Program Take Place) .....	8
--	---

## How?

(How to Learn, Language, Commitment to the SDGs) .....	8-9
(Program Structure) .....	9-12

## Eligibility and Procedures

(Expectations to the Applying Organizations, Nominee Qualifications) .....	13-15
(Required Documents for Application) .....	15-16
(Procedures for Application and Selection) .....	16-17
(Additional Document(s) to Be Submitted by Accepted Participants) .....	17
(Conditions for Participation) .....	17-18

## Administrative Arrangements

(Organizer (JICA Center in Japan), Implementing Partner) .....	19-21
--	-------

## Annex1

(Job Report) .....	22-25
--------------------	-------

<b>Annex2</b> .....	26-29
---------------------	-------

<b>Annex3</b> .....	30-31
---------------------	-------

## For Your Reference

(JICA and Capacity Development, Japanese Development Experience) .....	32
--	----

## Correspondence

(For Enquiries and Further Information) .....	34
---	----

# For What?

---

## Background

In the Great Hanshin-Awaji Earthquake of 1995 and the Great East Japan Earthquake of 2011, the governmental institutions that rescue and support the people of the community were also seriously damaged. As a result, public-help did not function well in the very early emergency phase and many lives had to be saved by the people of the community themselves.

Taking these catastrophes as an opportunity, community-based disaster risk reduction activities attracted attention, and awareness of the importance of mutual-help was raised. Since then, disaster management in Japan has been reviewed and, in the case of catastrophic events where public-help can not temporarily sufficiently function, the promotion of disaster risk reduction activities through self-help and mutual-help by the communities themselves and the improvement of local disaster management capability has been implemented to supplement public-help, and various community-based

disaster risk reduction efforts have been developed.

However, while disasters are becoming more intense, complex, and evolving because of climate change, Japan has to handle new challenges, one after another, due to a declining birthrate, an aging population and the weakening of communities. In order to prepare for such occasion, lessons learnt from previous major disasters should be re-examined. And new approaches to community-based disaster risk reduction are required to overcome the weaknesses and blind spots in conventional community-based disaster risk reduction.

In this program, we will review the factors to be considered regarding community-based disaster risk reduction in the Sendai Framework for Disaster Risk Reduction, adopted at the 3rd UN World Conference on Disaster Risk Reduction in 2015, and share the changes, lessons learned, and issues of Japan's community-based disaster risk reduction efforts with participating countries.

---

## Objectives

Participants will understand the significance of disaster risk reduction against natural disasters and the needs of self-help, mutual-help and public-help. And to be able to explain how to promote community-based disaster risk reduction in each country through disaster management activities at community level in Japan.

# To Whom?

---

## Job Areas and Organizations

This program is designed for organizations, which can play a leading role in promotion of community-based disaster risk reduction and dissemination of self-help organization of residents for disaster risk reduction.

(ex. Disaster risk reduction planning organization/division, community development organization in central/local government, etc.)

\*The applying organization with the best intention to utilize the opportunity of this program will be highly valued in the selection.

---

## Targeted Countries

Armenia, Belize, Brazil, Botswana, Maldives, Micronesia, Niue, Tajikistan, Tonga and Trinidad and Tobago.

# When?

---

## Online Program



From October 5 to October 24, 2023

\*Participants are expected to attend online and In-Japan programs except for urgent and uncontrollable matters.

## Program in Japan



From October 25 to November 28, 2023

\*In the context of the COVID-19 pandemic, please note that there is still a possibility the course period will be changed, shortened, or the course itself will be changed to online program only.

---

## Key dates

Application deadline  
August 21, 2023

Program Orientation (Online)  
October 5, 2023



# Where?

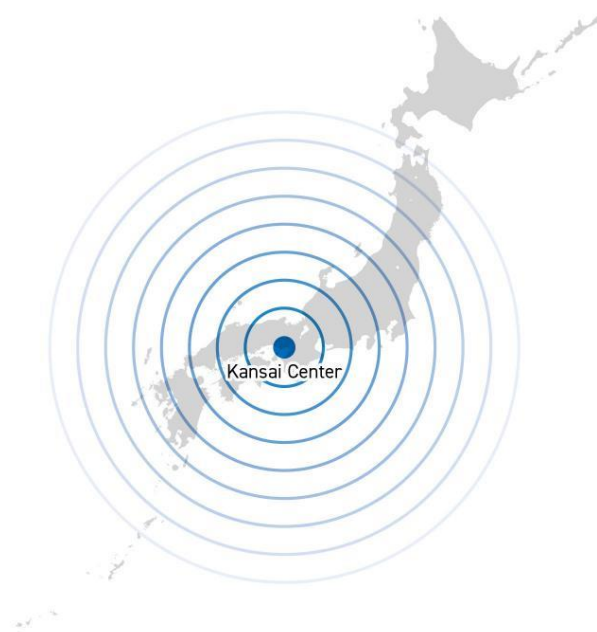
---

This course is carried out online and in-Japan, organized by JICA Kansai Center.

During the online program, you will watch/read essential on-demand materials for your self-study.

In Japan, you will visit institutions, Japanese governmental organizations and more in Kansai and other regions.

\*You are required to have a certain IT environment. For details, please see page14.



# How?



---

## How to Learn

- 1) Online program
  - Online Self-Study
- 2) In-Japan
  - Lectures
  - Observations/ Field visits
  - Presentations
  - Workshops
  - Discussions
  - Presentations





---

## Language

English

---

## Commitment to the SDGs

JICA is committed to achieving the SDGs. This program is organized to contribute to the achievement of following goals.



---

## Overall Goal

Activities of community-based disaster risk reduction are strengthened, preparedness in community is improved, and disaster risk reduction / mitigation is promoted.

---

## Program Structure

This program consists of the following components. (Subject to minor change)

Details on each component are given below:

(1) Preliminary Phase (June 2023 to September 2023) <i>Participating organizations make required preparation for the Program.</i>		
Modules	Activities	
Preparation of Job Report	For all nominees <b>Deadline:</b> <b>August 21 (Mon), 2023</b>	To formulate and submit "Job Report"  *This report will be used as one of the nominees' screening materials. (*See p.22)
	For accepted participants <b>Deadline:</b> <b>October 16 (Mon), 2023</b>	To formulate and submit "Job Report Presentation" (*See p.25)

<b>(2)Online program</b> <b>(October 5 to October 24, 2023)</b> <i>Participants attend online program from respective countries</i>		
Modules	Subjects/Agendas	Methodology
Online program orientation	<ul style="list-style-type: none"> <li>- To understand the structure of the course and prepare for In-Japan program</li> <li>- To make the online acquaintance of the lecturers and participants with each other</li> </ul>	<ul style="list-style-type: none"> <li>- To participate in the online program orientation and the Q&amp;A session</li> <li>- Self-introduction</li> </ul>
Reference video materials	To understand fundamental items and points about community-based disaster risk reduction in advance.	<ul style="list-style-type: none"> <li>- To watch online reference materials and study them by yourself</li> <li>- To prepare questions and discussions for the In-Japan Program</li> </ul>

<b>(3) In-Japan program</b> <b>(October 25 to November 28 , 2023)</b>		
Modules	Subjects/Agendas	Methodology
Program orientation	<ul style="list-style-type: none"> <li>- To understand key points to get fruitful training results in Japan</li> <li>- To mutually understand each participant's responsibilities and subjects to solve in each participant's country with each other</li> </ul>	<ul style="list-style-type: none"> <li>- Job Report Presentation by each participant</li> <li>- Q &amp; A</li> </ul>

1) To be able to explain the significance of disaster risk reduction	<ul style="list-style-type: none"> <li>- International Trend on Disaster Risk Reduction and Role of Community-based disaster risk reduction (CBDRR)</li> <li>- Disaster management in Japan</li> <li>- Sendai framework for disaster risk reduction and CBDRR</li> <li>- CBDRR and gender</li> <li>- Inclusiveness in CBDRR</li> </ul>	<ul style="list-style-type: none"> <li>-Lecture</li> <li>-Discussion</li> </ul>
2) To be able to explain the concepts of CBDRR and the needs of self-help, mutual-help and public-help	<ul style="list-style-type: none"> <li>- CBDRR in Japan</li> <li>- Concept of CBDRR</li> </ul>	<ul style="list-style-type: none"> <li>-Lecture</li> <li>-Discussion</li> </ul>
3) To be able to explain role of local government in promoting CBDRR	<ul style="list-style-type: none"> <li>- CBDRR in Japan</li> <li>- Concept of CBDRR : BOKOMI in Kobe</li> <li>- How to establish &amp; manage CBDRR organization(BOKOMI)</li> <li>- Crisis Management System and awareness-raising activities for the citizens of Kobe City</li> </ul>	<ul style="list-style-type: none"> <li>-Lecture</li> <li>-Discussion</li> </ul>

4) To be able to explain the activities of community organizations and issues	<ul style="list-style-type: none"> <li>- Community disaster management plan</li> <li>- Cases of implementation of community disaster management plan</li> <li>- How to establish &amp; manage CBDRR organization</li> <li>- Activities of CBDRR organization</li> </ul>	<ul style="list-style-type: none"> <li>-Lecture</li> <li>-Discussion</li> <li>-Field Trip</li> </ul>
5) To be able to explain how to promote disaster education and awareness raising	<ul style="list-style-type: none"> <li>- Town watching</li> <li>- Disaster education</li> <li>- Disaster education programs (event "Iza! Kaeru Caravan!", etc.)</li> <li>- Cross road (Disaster education game)</li> </ul>	<ul style="list-style-type: none"> <li>-Lecture</li> <li>-Discussion</li> <li>-Field Trip</li> </ul>
6) To consider the role of CBDRR in overall DRR measures in the participants' countries and make an Action Plan for promoting DRR	<ul style="list-style-type: none"> <li>- Report from ex-program participants (Implementation of action plan activities of CBDRR.)</li> <li>- Formulation and presentation of Action Plan (workshop, consultation, individual work)</li> </ul>	<ul style="list-style-type: none"> <li>-Lecture</li> <li>-Presentation of "Action Plan" by each participant</li> <li>-Q &amp; A, and discussions</li> </ul>

# Eligibility and Procedures

---

## 1. Expectations to the Applying Organizations

- (1) This course is designed primarily for organizations that intend to address specific issues or problems identified in their operation. Applying organizations are expected to use the program for those specific purposes.
- (2) This course is enriched with contents and facilitation schemes specially developed in collaboration with relevant prominent organizations in Japan. These special features enable the course to meet specific requirements of applying organizations and effectively facilitate them toward solutions for the issues and problems.

## 2. Nominee Qualifications

Applying organizations are expected to select nominees who meet the following qualifications.

### (1) Essential Qualifications

- 1) Current Duties: be officials currently responsible for the natural disaster risk reduction and engaged in promotion and dissemination of community-based disaster risk reduction (CBDRR): Especially those who can play a leading role in promotion and dissemination of CBDRR (e.g. Disaster risk reduction planning organization/division, community development organization in central /local government).
- 2) Experience in the Relevant Field: have more than 3 years' experience in the field mentioned above.
- 3) Educational Background: be a graduate of university
- 4) Language Proficiency: have a competent command of spoken and written English proficiency equivalent to TOEFL iBT 100 or above



(This workshop includes active participation in discussions, which requires high competence in English. Please attach an official certificate for English ability such as TOEFL, TOEIC etc, if possible)

## 5) Technical Requirements :

### Technology Proficiency

- Basic computer skills such as, sending/receiving email with attachments, and using a web browser.
- Online course is delivered using the following services, Web Conferences (Zoom), Cloud Storage (JICA-VAN), and YouTube. Online tutorial and support by JICA will be limited. The ability to be self-directed in learning new technology skills are required.

### Internet Connection

- High Speed Broadband Connection (at least 2Mbps).  
\*Internet access charge incurred for this course shall be borne by your organization.

### Hardware (Minimum Requirement)

- Regular access to a computer, either from your home or from your office.
- Operating System: Windows or Mac OS (Updated version is preferred).
- Processor: Intel Core 2 Duo or higher; 2GHz or higher
- Memory: 4GB of RAM or higher
- Hard Drive Space: 5GB free disk space
- Browser: Google Chrome is preferred browser. (Edge, Firefox, Safari can be used)
- Others: Webcam Microphone, and Audio output Device (Speaker or Headset)

### Software (which will be required for online Program Orientation)

- Zoom Client for Meeting (<https://zoom.us/download>)



- 6) **Health:** must be in good health to participate in the program. To reduce the risk of worsening symptoms associated with respiratory tract infection, please be honest to declare in the Medical History (QUESTIONNAIRE ON MEDICAL STATUS RESTRICTION of the application form) if you have been a patient of following illnesses; Hypertension / Diabetes / Cardiovascular illness / Heart failure / Chronic respiratory illness.
- 7) **Attendance Requirement:**  
Participation of both Online and In-Japan program and submission of various assignments is an essential requirement for the completion of the course.

## **(2) Recommended Qualifications**

- 1) **Age:** between the ages of twenty-five (25) and fifty (50) years
  - 2) **Gender Equality and Women's Empowerment:** Women are encouraged to apply for the program. JICA is committed to promoting gender equality and women's empowerment, and provides equal opportunities for all applicants regardless of their sexual orientation or gender identity.
- 

## **3. Required Documents for Application**

- (1) Application Form:** The Application Form is available at the JICA overseas office (or the Embassy of Japan)  
\* If you have any difficulties/disabilities which require assistance, please specify necessary assistances in the QUESTIONNAIRE ON MEDICAL STATUS RESTRICTION (1-(c)) of the application form. Information will be reviewed and used for reasonable accommodation.
- (2) Photocopy of Passport:** to be submitted with the application form if you possess your passport which you will carry when entering Japan for this program. If not, you are requested to submit its photocopy as soon as you obtain it.  
\*The following information should be included in the photocopy: Name, Date of Birth, Nationality, Sex, Passport Number and Expiry Date



**(3) English Score Sheet(Photocopy):** to be submitted with the application form, if the nominees have any official English examination scores. (e.g., TOEFL, TOEIC, IELTS)

**(4) JOB REPORT: to be submitted with the application form.**

Job Report will be used for screening of applicants, and applications without completed Job Report will not be considered as duly qualified.

\*The job report should be typewritten in English and not be more than five (5) pages. Please submit both PDF and Word format.

\*Each participant is required to submit a Job Report together with Application Form.

---

## 4. Procedures for Application and Selection

### (1) Submission of the Application Documents

Closing date for applications: **Please confirm the local deadline with the JICA overseas office (or the Embassy of Japan).**

\*All required material must arrive at JICA Center in Japan  
**by August 21, 2023**

### (2) Selection

Primary screening is conducted at the JICA overseas office (or the embassy of Japan) after receiving official documents from your government. JICA Center will consult with concerned organizations in Japan in the process of final selection. Applying organizations with the best intentions to utilize the opportunity will be highly valued.

The Government of Japan will examine applicants who belong to the military or other military-related organizations and/or who are enlisted in the military, taking into consideration of their duties, positions in the organization and other relevant information in a comprehensive manner to be consistent with the Development Cooperation Charter of Japan.

### (3) Notice of Acceptance

The JICA overseas office (or the Embassy of Japan) will notify the results **not later than September 4, 2023**

---

## 5. Additional Document(s) to Be Submitted by Accepted Participants

### Job Report Presentation:

To be submitted **by October 16, 2023**

Accepted participants are required to prepare a Country Report (Please read Annex " Job Report" for detailed information.)

The Job Report Presentation should be sent to JICA by October 16, 2023, by e-mail to [Arie.Yuki2@jica.go.jp](mailto:Arie.Yuki2@jica.go.jp)

---

## 6. Conditions for Participation

The participants of KCCP are required

- (1) to strictly observe the course schedule,
- (2) not to change the air ticket (and flight class and flight schedule arranged by JICA) and lodging by the participants themselves,
- (3) to understand that leaving Japan during the course period (to return to home country, etc.) is not allowed (except for programs longer than one year),
- (4) not to bring or invite any family members (except for programs longer than one year),
- (5) to carry out such instructions and abide by such conditions as may be stipulated by both the nominating Government and the Japanese Government in respect of the course,
- (6) to observe the rules and regulations of the program implementing partners to provide the program or establishments,
- (7) not to engage in political activities, or any form of employment for profit,
- (8) to discontinue the program, should the participants violate the Japanese laws or JICA's regulations, or the participants commit illegal or immoral conduct, or get critical illness or serious injury and be considered unable to continue the course. The participants shall be responsible for paying any cost for treatment of the said health



- conditions except for the medical care stipulated in (3) of  
“3.Expenses”, “Administrative Arrangements”,
- (9) to return the total amount or a part of the expenditure for the KCCP depending on the severity of such violation, should the participants violate the laws and ordinances,
  - (10) not to drive a car or motorbike, regardless of an international driving license possessed,
  - (11) to observe the rules and regulations at the place of the participants’ accommodation, and
  - (12) to refund allowances or other benefits paid by JICA in the case of a change in schedule.



# Administrative Arrangements

---

## 1. Organizer (JICA Center in Japan)

- (1) Center: JICA Kansai Center (JICA Kansai)
  - (2) Program Officer: Ms. ARIE Yuki ([Arie.Yuki2@jica.go.jp](mailto:Arie.Yuki2@jica.go.jp))  
Ms. MAEDA Yoko ([Maeda.Yoko@jica.go.jp](mailto:Maeda.Yoko@jica.go.jp))
- 

## 2. Implementing Partner

- (1) Name: Japan International Cooperation Center (JICE)
  - (2) URL: [Japan International Cooperation Center, JICE](https://www.jica.go.jp/jice/)
- 

## 3. Travel to Japan

- (1) Air Ticket: In principle, JICA will arrange an economy-class round-trip ticket between an international airport designated by JICA and Japan.
  - (2) Travel Insurance: Coverage is from time of arrival up to departure in Japan. Thus traveling time outside Japan (include damaged baggage during the arrival flight to Japan) will not be covered.
  - (3) JICA will arrange accommodation(s) for the participants in Japan.
- 

## 4. Expenses

The following expenses in Japan will be provided by JICA

- (1) Allowances for meals, living expenses, outfits, and shipping and stopover.
- (2) Expenses for study tours (basically in the form of train tickets).
- (3) Medical care for participants who become ill after arriving in Japan (the costs related to pre-existing illness, pregnancy, or dental treatment are not included).
- (4) Expenses for program implementation, including materials.



- (5) For more details, please see “III. ALLOWANCES” of the brochure for participants titled “KENSU-IN GUIDE BOOK,” which will be given before departure for Japan.

\*Link to JICA HP (English/French/Spanish/Russian):

[https://www.jica.go.jp/english/our\\_work/types\\_of\\_assistance/tech/accept](https://www.jica.go.jp/english/our_work/types_of_assistance/tech/accept)

---

## 5. Other Information

- (1) Participants who have successfully completed the course will be awarded a certificate by JICA.
- (2) For the promotion of mutual friendship, JICA Kansai encourages international exchange between JICA participants and local communities, including school and university students as a part of development education course. JICA participants are expected to contribute by attending such activities and will possibly be asked to make presentations on the society, economy and culture of their home country.
- (3) Participants are required to bring laptop computers for your convenience. During the course, participants are required to work on the computers, including preparation of Action Plan, etc. Most of the accommodations have internet access.
- (4) Allowances, such as for living, outfit, and shipping, will be deposited to your temporary bank account (opened by JICA) 2 days after your arrival in Japan. It is highly advised to bring some cash in order to cover necessary expense for this period.
- (5) It is very important that some of your currency must be exchanged to Japanese Yen at any transit airport or Kansai International Airport (KIX) in Osaka, Japan soon after your arrival. It is quite difficult to exchange money after that, due to limited availability of facility or time during the program.

---

## 6. Pre-departure Orientation

A pre-departure orientation will be held at respective country's JICA office (or the Japanese Embassy), to provide Participants with details on travel to Japan, conditions of the course, and other matters.

Part I: Knowledge Co-Creation Program and Life in Japan	
English ver.	<a href="https://www.youtube.com/watch?v=SLurfKugrEw">https://www.youtube.com/watch?v=SLurfKugrEw</a>
Part II: Introduction of JICA Centers in Japan	
JICA Kansai	<a href="https://www.jica.go.jp/kansai/english/office/index.html">https://www.jica.go.jp/kansai/english/office/index.html</a>

If the link of these URLs has expired, please access the URL below and search the necessary information from the key word.

<https://www.youtube.com/user/JICAChannel02>



---

## 7. Reference

### PDF: KENSHU-IN GUIDE BOOK

For more detailed terms and conditions

[https://www.jica.go.jp/english/our\\_work/types\\_of\\_assistance/tech/acceptance/training/c8h0vm0000011i07-att/guide\\_en.pdf](https://www.jica.go.jp/english/our_work/types_of_assistance/tech/acceptance/training/c8h0vm0000011i07-att/guide_en.pdf)



### Video: JICA Predeparture Briefing

For more information on life in Japan and KCCP

<https://www.youtube.com/watch?v=SLurfKugrEw>



### Website: JICA

English/French/Spanish/Russian

[https://www.jica.go.jp/english/our\\_work/types\\_of\\_assistance/tech/acceptance/training/index.htm](https://www.jica.go.jp/english/our_work/types_of_assistance/tech/acceptance/training/index.htm)



# VI. Annex 1

## **COMMUNITY-BASED DISASTER RISK REDUCTION** **Job Report**

A. Preparation of Job Report	
Submission: <b><u>1) To be submitted together with your Application Form.</u></b> <u>Note: Application without Job Report shall not be duly considered for selection.</u>	
<b>8) <u>Please submit Job Report in 2 formats of PDF and Word.</u></b> <b>9) <u>Hand writing reports are not acceptable.</u></b>	

\*Please answer clearly and concisely. You may expand the space of each row and column of the format, if necessary.

### **1 Basic Information regarding you and your organization**

1	Name of participant (Country)	( )
2	Your organization	Number of staff members:
3	Your department, division, section or unit.	Number of staff members:
4	Your job title and duty/assignment regarding - Promotion of community-based disaster risk reduction - Development / Establishment of community-based organizations.	

5	Please attach Organization Chart which you belong to (English preferably)
6	Please describe what is the community like in your country.
7	<p>The functions and authorities of your organization/department, regarding;</p> <ul style="list-style-type: none"> <li>- Promotion of community-based disaster risk reduction</li> <li>- Development / Establishment of community-based organizations.</li> </ul>
8	Please attach explanatory photos, showing how community-based disaster risk reduction works are carried out by yourself and at your organization.
	<p>&lt;example&gt;</p> <div style="display: flex; justify-content: space-around;"> <div style="text-align: center;">  <p>Staff of Fire Department conducting emergency training to school children</p> </div> <div style="text-align: center;">  <p>Community organization implementing a fire extinguish drill</p> </div> </div>



## 2.Problems (challenges or issues) which your organization faces

**【Important】 Please write about your problems and situations you would like to achieve at least one to two page to share your situation in detail.**

Principal natural disaster in your area
Problems which your organization would like to solve regarding Community-Based Disaster Risk Reduction by obtaining knowledge and ideas through the program. Please write one to three important problems, which your organization wants to solve .
Problem1:  Problem2:  Problem3:
Situation you would like to achieve by solving the problem.
Problem1:  Problem2:  Problem3:

### **【Note: Action Plan】**

In this program, you will formulate an Action Plan describing how to improve the situation which your organization faces related to community-based disaster risk reduction in each country by utilizing knowledge and ideas obtained through the program. The workshop about how to make an Action Plan will be implemented followed by individual consultations. To prepare for the workshop, please fill out No.2 of job report to consider what kinds of problems your organization faces, etc. prior to the program.

【Reference: Topics of Action Plan made by ex-program participants.】

**Case1:** Establishment of Bokomi (community-based voluntary organization) based on the existing residential group by referencing to the example of Bokomi in Kobe.

**Case2:** Revision of disaster risk reduction plan at the community level.

**Case3:** Region wide awareness campaign for community by referring to the examples learn in the program.

## << ONLY for Accepted Participants >>

### B. Presentation of Job Report

After selection, participants are requested to prepare for Job Report presentation. Presentation session will be held at the beginning of In-Japan program.

#### Format:

- Please modify your Job Report (made in the section A of ANNEX 1 to a presentation file using Microsoft PowerPoint®).
- Please include pictures and maps for better understanding.
- One presentation per participant.
- Number of slides: about 5 slides.

#### Contents:

Participants are requested to make a presentation to explain about job title, duty and present situation and problems/issues in your or your organization regarding promotion of community-based disaster risk reduction and development/management of community-based organizations for disaster risk reduction.

#### Language: English

Presentation time: Presentation: 10 minutes + Q&A : 5 minutes **(Tentative)**

Submission: to be submitted no later than **October 16, 2023**

via email to [Arie.Yuki2@jica.go.jp](mailto:Arie.Yuki2@jica.go.jp)

# ANNEX 2:

- **What is “Disaster-Safe Welfare Community” (BOKOMI)?**

Kobe city has undertaken promotion of community-based disaster risk reduction coordinated with welfare services, by establishing community-based voluntary organization called “disaster-safe welfare community” (BOKOMI). Promotion of BOKOMI is based on the lessons learnt from the Great Hanshin-Awaji Earthquake in 1995.

BOKOMI has two functions of DRR and welfare services, aiming to develop safer (disaster-safe) and comfortable (welfare) society through these activities.

If mutual-help activities take root in community in ordinary times, emergency response by residents will be carried out smoothly and effectively at the time of emergency.

At the time of the Great Hanshin-Awaji Earthquake, firefighting, rescue and emergency relief were required simultaneously, which was beyond the capability of public support. It is said that nearly 80% of those who were rescued, were rescued by their neighbors. It is also said that communities which had strong tie in daily basis showed remarkable mutual-help activities among residents than other communities.

With this background, BOKOMI is expected to make activities not only in emergency time, but also in ordinary times. Especially welfare activities play an important role in collecting community information - such as existence of person requiring special help, which could be well utilized at the time of emergency. At the same time, daily community activities, such as disaster drills, festivals and other events, could encourage relationship among neighborhood residents.

- **How to establish “Disaster-Safe Welfare Community” (BOKOMI)?**

- 1. Organizing people**

- In Kobe city, each “Disaster-Safe Welfare Community (BOKOMI)” is established based on school area of primary school. This size of organization will be easier to activate mutual-help.
- Secretariat of BOKOMI consists of community organizations such as volunteer fire corps, residents’ association, Women’s association, Senior Citizens’ Association, social workers, PTA (Parent-Teacher Association), Council for the Prevention of

Juvenile Delinquency, regional shopping center, enterprises, and so on.

<b>Expected roles of “Disaster-Safe Welfare Community (BOKOMI)”</b>	
<b>Activities in ordinary times</b> <ul style="list-style-type: none"> <li>• Exchanging information among related organizations</li> <li>• Planning/implementing disaster drills</li> <li>• Planning/implementing welfare activities</li> <li>• Preparing disaster management plan in community (with support of Kobe city)</li> <li>• Promoting cooperation between private enterprises and residents</li> </ul>	<b>Activities in emergency</b> <ul style="list-style-type: none"> <li>• Formulating response team to act directly within community: Information collection, firefighting, evacuation guidance, rescue and aid, etc.</li> <li>• Sending response team to support neighboring community</li> <li>• Operating evacuation shelter</li> </ul>

## 2. Tips for formulation of “Disaster-Safe Welfare Community (BOKOMI)”

- To understand the community
- To promote activities with fun
- To support / involve vulnerable people
- To involve community members as much as possible
- To involve private enterprises

## 3. Support Measures by Kobe city government

Kobe city government supports BOKOMI in the following four major areas.

- 1) Supporting disaster preparedness activities in communities
  - Providing financial support for activities
  - Dispatch firefighter(s) to disaster drills to give technical instruction
  - Encourage collaboration with volunteer fire corps
- 2) Developing civil disaster risk reduction leaders
  - Implement training for civil disaster risk reduction leaders who promote disaster reduction activities among community residents. One leader

among 30-50 families is expected.

3) Providing disaster risk reduction machinery and materials

- Providing tools for emergency response such as bar, shovel, jack, saw, ax, canvas bucket, etc.

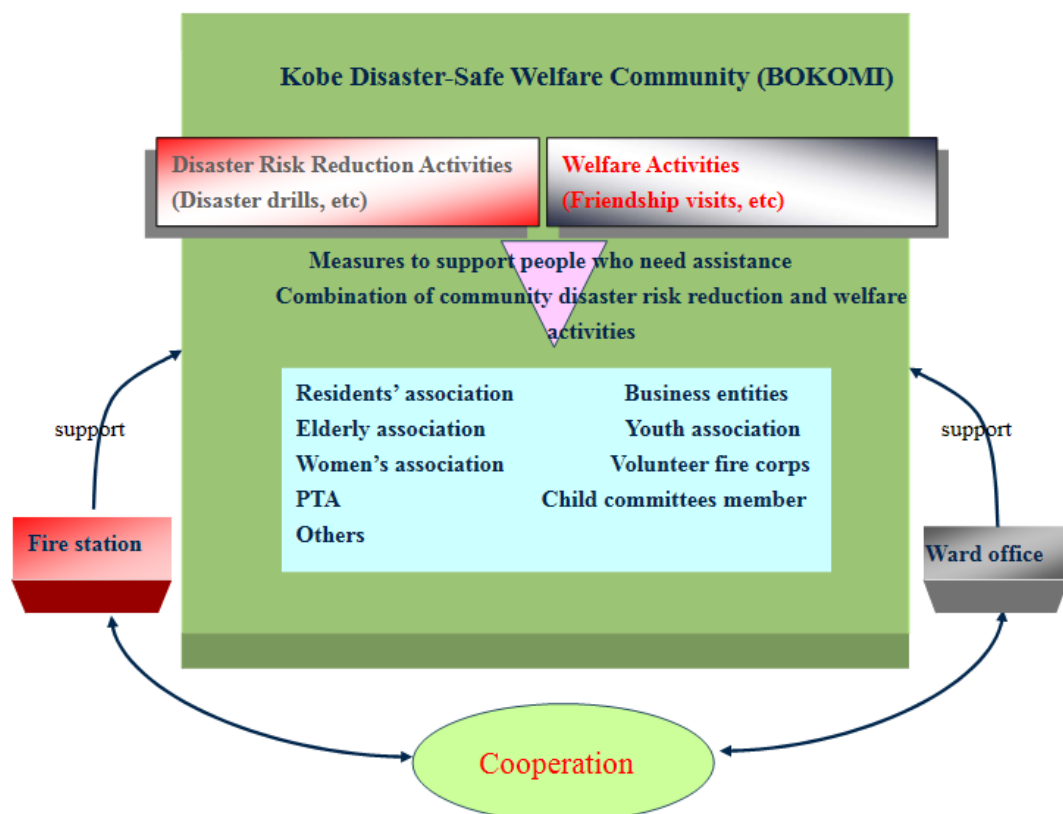
4) Supporting welfare activities in community

- Develop welfare center for community for activity support
- Providing home visit activities, to encourage social interaction between vulnerable and non-vulnerable people within communities

- **The Role of the fire station**

- Coordinating related organizations in communities
- Implementing / conducting variety of drills with BOKOMI (drills for first aid, fire drill, flood drill, evacuation drill, drill for the use of equipment and materials for disaster risk reduction, drills for preparing outdoor hot meals (*TAKIDASHI*), etc.
- Supervising in preparing community disaster risk reduction map

- **Simplified schematic diagram for Disaster-Safe Welfare Community (BOKOMI)**





## 【Reference】

- BOKOMI GUIDEBOOK (Official textbook of the program) URL :  
(ENGLISH)

[https://www.jica.go.jp/kansai/drlc/publication/dnb8gn00000029zb-att/bokomiguide\\_en.pdf](https://www.jica.go.jp/kansai/drlc/publication/dnb8gn00000029zb-att/bokomiguide_en.pdf)

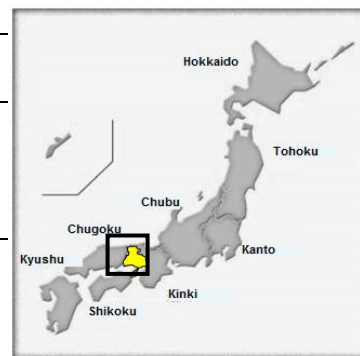
# ANNEX 3:

Information of the three earthquakes to be dealt with in the program

Exchange Rate: US\$1 ≈ 139 yen

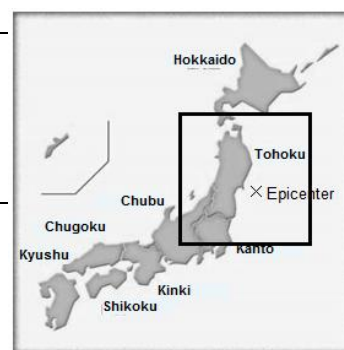
## 1. The Great Hanshin-Awaji Earthquake

Date and time of occurrence	January 17, 1995, 5:46
Epicenter and scale	Northern Awaji Island, 7.3 on the Richter scale
Human suffering	
Dead	6,434 people
Injured	43,792 people
Missing	3 people
Building damage (housing)	
Complete collapse	104,906 houses
Half collapse	144,274 houses
Partial damage	249,180 houses
Financial damage	About 9.9 trillion yen (109 billion in US\$) (nearly 50% of Hyogo Prefecture's GDP)
Main characteristics	<ul style="list-style-type: none"> <li>- An urban epicentral earthquake</li> <li>- Zonal damage along faults</li> <li>- Populated areas where urban functions were concentrated were affected by the earthquake.</li> <li>- Earthquake occurred in an area with aging society.</li> </ul>



## 2. The Great East Japan Earthquake

Date and time of occurrence	March 11, 2011, 14:46
Epicenter and scale	Roughly 24 km deep off the Sanriku coast, 9.0 on the Richter scale
Human suffering	
Dead	19,630 people
Injured	6,230 people
Missing	2,569 people (As of March 10, 2018)
Building damage (housing)	
Complete collapse	121,781 houses
Half collapse	280,962 houses
Partial damage	744,530 houses (As of March 10, 2018)
Financial damage	About 16.9 trillion yen (186 billion in US\$)
Main characteristics	<ul style="list-style-type: none"> <li>- Plate-type earthquake and large-scale landslides</li> <li>- A complex disaster that included an earthquake, a large tsunami, and a nuclear disaster</li> <li>- There was widespread damage.</li> <li>- The disaster affected areas had a declining population, the majority of them being fishing and agricultural communities.</li> <li>- The affected areas had an aging rate in the 20% range.</li> </ul>



<http://www.meti.go.jp/english/earthquake/nuclear/japan-challenges/index.html>

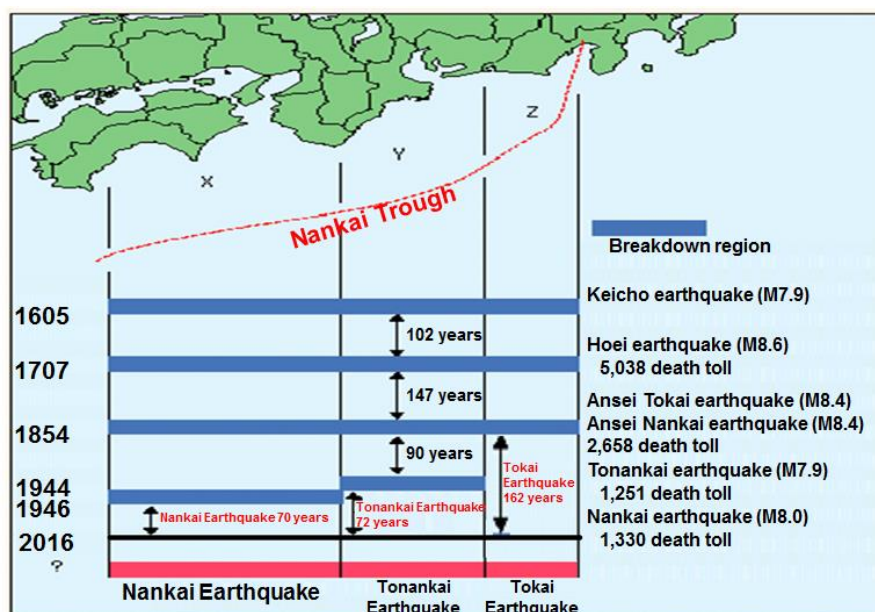
### 3. The Nankai Trough Earthquake

This is the future earthquake which is estimated to occur within 30 years in a probability of 70%~80%.

Damage estimation of National Government	
Death toll	Maximum: 320,000 If countermeasures taken: Number of people killed by Tsunami will be decreased by 90% through quick evacuation.
Number of building collapse	Maximum: 2.38 million If countermeasures taken: Number of collapsed building will be decreased by 40% through providing seismic retrofitting to 10% buildings.
Impact on economic activity (nationwide)	Maximum: 50.8 trillion yen (560 billion in US\$) If countermeasures taken: To be decreased by 37.9 trillion yen (417 billion in US\$)
Fundamental Principles of Emergency Management and Mitigation Measures	<ol style="list-style-type: none"> <li>1) To place “saving lives from tsunami” as a first priority, comprehensive measures are required (e.g. evacuating local residents, providing emergency management facilities, etc.).</li> <li>2) To continuously implement intangible measures; e.g. evacuation drill, disaster education, passing on lessons learned from past disasters, etc.</li> <li>3) To promote measures to minimize the damage expansion of the earthquake for economic damage (e.g. facilities).</li> <li>4) To steadily promote seismic retrofitting measures to deal with seismic motion</li> <li>5) To prepare and promote countermeasures which are designed for the largest earthquakes and tsunamis</li> </ol>



Source: First report (August 2012) and second report (March 2013) released by Cabinet Office of Japan.



# For Your Reference

## JICA and Capacity Development

Technical cooperation is people-to-people cooperation that supports partner countries in enhancing their comprehensive capacities to address development challenges by their own efforts. Instead of applying Japanese technology per se to partner countries, JICA's technical cooperation provides solutions that best fit their needs by working with people living there. In the process, consideration is given to factors such as their regional characteristics, historical background, and languages. JICA does not limit its technical cooperation to human resources development; it offers multi-tiered assistance that also involves organizational strengthening, policy formulation, and institution building.

Implementation methods of JICA's technical cooperation can be divided into two approaches. One is overseas cooperation by dispatching experts and volunteers in various development sectors to partner countries; the other is domestic cooperation by inviting participants from developing countries to Japan. The latter method is the Knowledge Co-Creation Program, formerly called Training Program, and it is one of the core programs carried out in Japan. By inviting officials from partner countries and with cooperation from domestic partners, the Knowledge Co-Creation Program provides technical knowledge and practical solutions for development issues in participating countries.

The Knowledge Co-Creation Program (Group & Region Focus) has long occupied an important place in JICA operations. About 400 pre-organized courses cover a wide range of professional fields, ranging from education, health, infrastructure, energy, trade and finance, to agriculture, rural development, gender mainstreaming, and environmental protection. A variety of programs is being customized by the different target organizations to address the specific needs, such as policy-making organizations, service provision organizations, as well as research and academic institutions. Some programs are organized to target a certain group of countries with similar developmental challenges.

## Japanese Development Experience

Japan, as the first non-Western nation to become a developed country, built itself into a country that is free, peaceful, prosperous and democratic while preserving its tradition. Japan will serve as one of the best examples for our partner countries to follow in their own development.

From engineering technology to production management methods, most of the know-how that has enabled Japan to become what it is today has emanated from a process of adoption and adaptation, of course, has been accompanied by countless failures and errors behind the success stories.

Through Japan's progressive adaptation and application of systems, methods and technologies from the West in a way that is suited to its own circumstances, Japan has developed a storehouse of knowledge not found elsewhere from unique systems of organization, administration and personnel management to such social systems as the livelihood improvement approach and governmental organization. It is not easy to apply such experiences to other countries where the circumstances differ, but the experiences can provide ideas and clues useful when devising measures to solve problems.

JICA, therefore, would like to invite as many leaders of partner countries as possible to come and visit us, to mingle with the Japanese people, and witness the advantages as well as the disadvantages of Japanese systems, so that integration of their findings might help them reach their developmental objectives.



This information pertains to one of the JICA Knowledge Co-Creation Programs (Group & Region Focus) of the Japan International Cooperation Agency (JICA) implemented as part of the Official Development Assistance of the Government of Japan based on bilateral agreement between both Governments.



## **Correspondence**

For enquiries and further information, please contact the JICA office or Embassy of Japan.

**Further, address correspondence to:**

### **JICA Kansai Center (JICA Kansai)**

Address: 1-5-2, Wakinohama-kaigandori, Chuo-ku, Kobe, Hyogo 651-0073, Japan

TEL: +81-78-261-0383/0341 FAX: +81-78-261-0465

("81" is the country code for Japan, and "78" is the local area code)