



Knowledge Co-Creation Program (Group and Region Focus)

Comprehensive Disaster Risk Reduction



Course Number: 202107985-J001


Course Period: January 12th -February 23rd, 2023



NOTE: If there are any difficulties in reading this document, please contact JICA Office in your country or JICA Center in Japan.


NOTE: Depending on the circumstances, some or all of the program periods may be changed or cancelled after the application has been accepted.

課題別研修 総合防災



How can we prepare for future disasters?

Gain insights into the essence of disaster risk reduction (DRR) in more practical, more interactive, more inspirational way from the experiences of Japan.



Outline

This program is designed for DRR core personnel to learn about Japanese lessons learnt from the past disasters.

A participatory approach is employed by sharing knowledge and experiences necessary for holistic and comprehensive DRR strategies to tackle various challenges in participants' countries.

All sessions are carried out in English.

The period of the program is from January 12th to February 23rd, 2023.

Course Capacity:
10 participants



JICA Knowledge Co-Creation Program (KCCP)

The Japanese Cabinet released the Development Cooperation Charter in February 2015, which stated that “In its development cooperation, Japan has maintained the spirit of jointly creating things that suit partner countries while respecting ownership, intentions and intrinsic characteristics of the country concerned based on a field oriented approach through dialogue and collaboration. It has also maintained the approach of building reciprocal relationships with developing countries in which both sides learn from each other and grow and develop together.” JICA believes that this ‘Knowledge Co- Creation Program’ will serve as a foundation of mutual learning process.

Table of Contents

For What?

(Background, Objectives, Goal) 6

To Whom?

(Job Areas and Organizations, Targeted Countries) 6

When?

..... 7

Where?

..... 7

How?

(How to Learn, Language, Commitment to the SDGs) 8

(Program Structure) 9-10

Eligibility and Procedures

(Expectations to the Applying Organizations, Nominee Qualifications) 11

(Required Documents for Application) 12

(Procedures for Application and Selection) 12

(Additional Document(s) to Be Submitted by Accepted Participants) 13

(Conditions for Participation) 13

Administrative Arrangements

(Organizer (JICA Center in Japan), Implementing Partner) 14

Other Information

..... 16

Annex

(Basic Information, Country Report) 17

For Your Reference

(JICA and Capacity Development, Japanese Development Experience) 22

Correspondence

(For Enquiries and Further Information) 24

For What?

Background

In order to mitigate human and economic damage caused by disasters, this program aims to strengthen the capacities of governmental institutions in charge of DRR.

In the Sendai Framework for Disaster Risk Reduction (SFDRR), the formulation and promotion of national and local DRR strategies are expected to be accomplished by 2020, and this represents a milestone to achieve other targets of the framework.

Even though the target year is over, the formulation of national and local DRR strategies remain an essential step for promoting other targets. For this reason, this program will focus on the required steps and methodologies for formulating local DRR plans.

Objectives

To formulate a local DRR plan as the Zero-draft* to improve/enforce the DRR system of each participant's organization in order to achieve the global targets of the SFDRR.

*The Zero-draft is one of the suggested potential resources to advance DRR activities in each country.

Goal

The improvement of DRR in respective country/region based on national /local DRR plans and the reduction of the damage caused by disasters.

To Whom?

Job Areas and Organizations

This program is mainly designed for government organizations/departments currently responsible for natural hazard risk reduction: Especially those who are responsible for DRR and involved in; disaster prevention, mitigation, and preparedness, either in central or local level government. Officials from planning and treasury related ministries are also eligible for this program.

The applying organization with the best intention to utilize the opportunity of this program will be highly valued in the selection.

Targeted Countries

Bangladesh, Brazil, Indonesia, Iran, Nepal, Sri Lanka and Thailand

Participants who have successfully completed the program will be awarded a certificate by JICA.

When?

Pre-departure orientation

It will be held at respective country's JICA office (or the Japanese Embassy), to provide Participants with details on travel to Japan, conditions of the course, and other matters.

Program in Japan

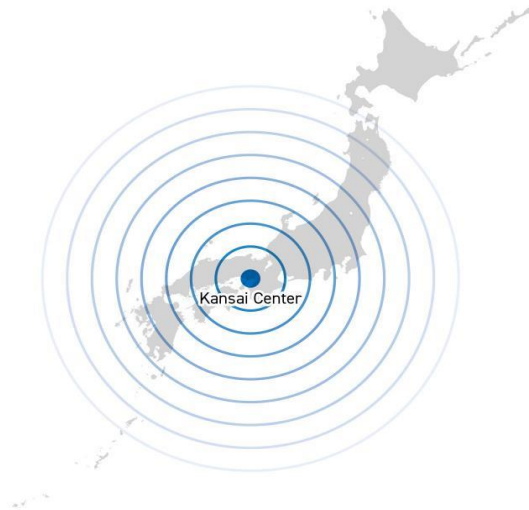
From January 12th to February 23rd, 2023.

Where?

Face-to-Face(in Japan)



This course is carried out face to face, organized by JICA Kansai Center.



How?

How to Learn

- Self-Study
- Field Visits
- Lectures
- Workshops
- Discussions
- Presentations




Language

English

Commitment to the SDGs

The United Nations Sustainable Development Goals (SDGs) of the [2030 Agenda for Sustainable Development](#) were adopted by world leaders in September 2015 and the Agenda call for action by all countries. As a development cooperation agency, JICA is committed to achieving the SDGs. This course is to contribute to following goals. Specifically, the course aims to strengthen the capacities of governmental institutions in charge of DRR in line with the SFDRR 2015-2030, which contributes to realize the goals 11 and 13.



Program Structure

Expected Module Outputs and Contents

This program consists of the following components. Details on each component are given below:

1. Preliminary phase - in participants' home countries (December 2022) Participating organizations are required to prepare for the Program.	
Modules	Activities
Preparation for the online course	Prepare Country Report Presentation which is required in the core phase
	<p>To read the following 4 documents stored in web sites in advance</p> <ul style="list-style-type: none"> ● Sendai Framework for Disaster Risk Reduction (SFDRR) https://www.preventionweb.net/files/43291_sendaiframeworkfordrrn.pdf ● 8 steps Practical Method for developing local DRR strategies/plans https://www.jica.go.jp/activities/issues/disaster/ku57pq00001p03o3-att/8steps.pdf ● Disaster Management in Japan (issued by Cabinet Office, Government of Japan) http://www.bousai.go.jp/1info/pdf/saigaipamphlet_je.pdf ● Lessons from the Great Hanshin-Awaji Earthquake https://www.jica.go.jp/kansai/drlc/publication/dnb8qn0000029zb-att/lesson_hanshinawaji_en.pdf

2. Core phase (from January 12 to February 23)		
Modules	Subjects/Agendas	Methodology
(0)	Program orientation	
(1)	<p>To understand roles of national and local governments in DRR in Japan.</p> <ul style="list-style-type: none"> ▪ Japanese law/regulation, system and policy/plan for disaster risk reduction and management ▪ Roles of line ministries for disaster risk reduction and management ▪ Local government's(Hyogo prefecture, Kobe city) roles, responsibilities and policy/plan for disaster risk reduction and management ▪ Lessons and history of securing budgetary measures, management and implementation in Hyogo/ Kobe. ▪ DRR and Land use regulation/management. ▪ Good practices, lessons and challenges of mainstreaming DRR in Japan and participants' countries 	Lecture Sight-visit
(2)	<p>To understand following topics :</p> <ol style="list-style-type: none"> 1) Importance of information sharing between administration and local community regarding disaster risk analysis of the community and preparedness for disaster. 2) Roles and responsibilities of administration and local community in DRR. <ul style="list-style-type: none"> ▪ With a mind to response to residual risk, consider applying Japanese experiences to each country 	Lecture Sight-visit
(3)	To understand importance of "Build Back Better" and mitigation/ preparedness through analysis of past natural	Lecture Sight-visit

	<p>disaster cases.</p> <ul style="list-style-type: none"> ▪ Importance of lessons learned from past disasters and how to retain them ▪ Disaster Statistics ▪ History of reconstruction of the Great Hanshin-Awaji Earthquake and the Great East Japan Earthquake ▪ Mainstreaming DRR ▪ Based on philosophy of “Build Back Better” and “Pre-disaster investment”, consider application of Japanese experience to each country 	
(4)	<p>To formulate a local DRR plan to improve/enforce disaster risk reduction and DRR system in each country, utilizing contents of the program.</p> <ul style="list-style-type: none"> ▪ - Q&A, General Discussion ▪ Country Report presentation ▪ Learning of ‘8 steps’ for formulation of local DRR plan ▪ Review meeting ▪ Formulation exercise of local DRR plan ▪ Presentation of local DRR plans 	<p>Lecture and Exercise Sight-visit</p>

3. Final phase

Activities

After the course, it is strongly recommended to hold opportunities to share what you have learned in this course with your affiliation and related parties.
Approximately 5 months after the completion of this course, an online briefing session on ex-post activities will be implemented. Details will be shared during the course.

Eligibility and Procedures

1. Expectations to the Applying Organizations

- (1) This course is designed primarily for organizations that intend to address specific issues or problems identified in their operation. Applying organizations are expected to use the program for those specific purposes.
 - (2) This course is enriched with contents and facilitation schemes specially developed in collaboration with relevant prominent organizations in Japan. These special features enable the course to meet specific requirements of applying organizations and effectively facilitate them toward solutions for the issues and the problems.
 - (3) As this program is designed to facilitate organizations to come up with concrete solutions for their issues, participating organizations are expected to carry out the activities of the Preliminary Phase described in P.9 before the course
 - (4) Participating organizations are also expected to make the best use of the results achieved by their participants.
-

2. Nominee Qualifications

Applying organizations are expected to select nominees who meet the following qualifications.

(1) Essential Qualifications

- 1) Current Duties: be administrative officials currently responsible for DRR who are involved in disaster prevention, mitigation and preparedness either in central or local level government. Or, officials from planning and treasury related ministries.
- 2) Educational background: To be university graduates or equivalent.
- 3) Work experiences: those who have practical experience of more than five (5) years as an administrator in the field of DRR.
- 4) Language: have a good command of spoken and written English. This program includes active participation in discussions and formulation of local DRR plan, thus requires high level of proficiency in English. Please attach an official certificate for English ability such as TOEFL, TOEIC, etc., if possible.
- 5) Technical Requirements for the self-study (Computer)

Technology Proficiency:

-Basic computer skills such as, sending/receiving emails with attachments, and

using a web browser.

6) Health: must be in good health to participate in the program

(2) Recommended Qualifications

1) Age: between the ages of twenty-five (25) and fifty (50) years

2) Gender Equality and Women's Empowerment: Women are encouraged to apply for the program. JICA makes a commitment to promote gender equality and women's empowerment, providing equal opportunity for all applicants regardless of sexual orientation and gender identity.

3. Required Documents for Application

(1) **Application Form**: The Application Form is available at **the JICA overseas office (or the Embassy of Japan)**

* If you have any difficulties/disabilities which require assistance, please specify necessary assistances to JICA office. It may allow us (people concerned in this course) to prepare better logistics or alternatives.

(2) **Photocopy of Passport or ID**:

Photocopy should include the followings:

Name, Date of birth, Nationality, Sex, Passport / ID number and Expiry date.

(3) **Basic Information for screening**: to be submitted with the Application Form.

Please prepare it according to ANNEX of this General Information. Each participant is required to submit a Basic Information for screening together with Application Form. Please fill in the attached form. Basic Information will be used for screening of applicants, and applications without completed Basic Information will not be considered as duly qualified.

(4) **English Score Sheet (photocopy)**: to be submitted with the application form, if the Nominees have any official English examination scores. (e.g., TOEFL, TOEIC, IELTS)

4. Procedures for Application and Selection

(1) **Submission of the Application Documents**

Closing date for applications: **Please confirm the deadline with JICA overseas office (or the Embassy of Japan).**

(All required material must arrive at **JICA Kansai Center in JAPAN by November 18th, 2022**)

(2) **Selection**

Primary screening is conducted at JICA office (or the embassy of Japan) after receiving official documents from your government. JICA Center will consult with

concerned organizations in Japan in the process of final selection. Applying organizations with the best intentions to utilize the opportunity will be highly valued.

The Government of Japan will examine applicants who belong to the military or other military-related organizations and/or who are enlisted in the military, taking into consideration of their duties, positions in the organization, and other relevant information in a comprehensive manner to be consistent with the Development Cooperation Charter of Japan.

(3) Notice of Acceptance

The JICA overseas office (or the Embassy of Japan) will notify the results **not later than November 29th, 2022.**

5. Additional Document(s) to Be Submitted by Accepted Participants

Before the beginning of this course, only accepted participants are required to prepare Country Report, its presentation and preparation for local DRR plan formulation. Detailed information is provided in the ANNEX-2 of this General Information.

The Country Report should be sent to JICA Office **by January 5th, 2023 and by e-mail to** following address: Hashi.Hiroki@jica.go.jp

6. Conditions for Participation

Participants of KCCP are required

- (1) to strictly observe the course schedule,
- (2) not to change the air ticket (and flight class and flight schedule arranged by JICA) and lodging by the participants themselves,
- (3) to understand that leaving Japan during the course period (to return to home country, etc.) is not allowed (except for programs longer than one year),
- (4) not to bring or invite any family members (except for programs longer than one year),
- (5) to carry out such instructions and abide by such conditions as may be stipulated by both the nominating Government and the Japanese Government in respect of the course,
- (6) to observe the rules and regulations of the program implementing partners to provide the program or establishments,
- (7) not to engage in political activities, or any form of employment for profit,
- (8) to discontinue the program, should the participants violate the Japanese laws or

JICA's regulations, or the participants commit illegal or immoral conduct, or get critical illness or serious injury and be considered unable to continue the course. The participants shall be responsible for paying any cost for treatment of the said health conditions except for the medical care stipulated in (3) of "5. Expenses", "IV. Administrative Arrangements",

- (9) to return the total amount or a part of the expenditure for the KCCP depending on the severity of such violation, should the participants violate the laws and ordinances,
- (10) not to drive a car or motorbike, regardless of an international driving license possessed,
- (11) to observe the rules and regulations at the place of the participants' accommodation, and
- (12) to refund allowances or other benefits paid by JICA in the case of a change in schedule.

Administrative Arrangements

1. Organizer

- (1) Disaster Risk Reduction Team 2, Global Environment Department, JICA
Contact Person: Ms. YAMAGUCHI Nana (jicage-drr@jica.go.jp)
- (2) Training Program Division/Disaster Reduction Learning Center (DRLC), Kansai Center (JICA Kansai)
Contact Person: Mr. HASHI Hiroki (Hashi.Hiroki@jica.go.jp)

2. Travel to Japan

- (1) Air Ticket: In principle, JICA will arrange an economy-class round-trip ticket between an international airport designated by JICA and Japan.
- (2) Travel Insurance: Coverage is from time of arrival up to departure in Japan. Thus traveling time outside Japan (include damaged baggage during the arrival flight to Japan) will not be covered.

3. Accommodation in Japan

Basically, JICA will arrange the following accommodation(s) for the participants in Japan:

JICA Kansai Center (JICA Kansai)
Address: 1-5-2 Wakinojima Kaigandori, Chuo-ku, Kobe City, Hyogo Prefecture
651-0073

TEL: +81-78-261-0341/0386 FAX: +81-78-261-0465
 (where “81” is the country code for Japan, and “78” is the local area code)
 Please refer to facility guide of JICA Kansai at its URL,
<https://www.jica.go.jp/kansai/english/office/index.html>

If there is no vacancy at JICA Kansai, JICA will arrange alternative accommodation(s) for the participants.

4. Expenses

The following expenses in Japan will be provided by JICA

- (1) Allowances for meals, living expenses, outfits, and shipping and stopover.
- (2) Expenses for study tours (basically in the form of train tickets).
- (3) Medical care for participants who become ill after arriving in Japan (the costs related to pre-existing illness, pregnancy, or dental treatment are not included).
- (4) Expenses for program implementation, including materials.
- (5) For more details, please see “III. ALLOWANCES” of the brochure for participants titled “KENSU-IN GUIDE BOOK,” which will be given before departure for Japan.

*Link to JICA HP (English/French/Spanish/Russian):

https://www.jica.go.jp/english/our_work/types_of_assistance/tech/acceptance/training/index.html

5. Pre-departure Orientation

A pre-departure orientation will be held at respective country’s JICA office (or the Japanese Embassy), to provide Participants with details on travel to Japan, conditions of the course, and other matters.

*YouTube of “Knowledge Co-Creation Program and Life in Japan” and “Introduction of JICA Center” are viewable from the link below.

Image videos of 'Introduction of JICA Center (YouTube)' show the following information of JICA Centers: Location, Building, Entrance, Reception(Front desk), Lobby, Office, Accommodation(Room), Amenities(Hand dryer), Bathroom(Shower and Toilet), Toiletries, Restaurant, Laundry Room(Washing machine, Iron), ICT Room(Computer for participants), Clinic, Cash dispenser, Gym, Neighborhood

Part I: Knowledge Co-Creation Program and Life in Japan	
English ver.	https://www.youtube.com/watch?v=SLurfKugrEw
French ver.	https://www.youtube.com/watch?v=v2yU9lSYcTY

Spanish ver.	https://www.youtube.com/watch?v=m7I-WIQSDjI
Russian ver.	https://www.youtube.com/watch?v=P7_ujz37AQc
Arabic ver.	https://www.youtube.com/watch?v=1iBQqdpXQb4
Part II: Introduction of JICA Centers in Japan	
JICA Kansai	https://www.jica.go.jp/kansai/english/office/index.html

Other Information

1. Participants who have successfully completed the program will be awarded a certificate by JICA.
2. For the promotion of mutual friendship, JICA Kansai encourages international exchange between JICA participants and local communities, including school and university students as a part of development education program. JICA participants are expected to contribute by attending such activities and will possibly be asked to make presentations on the society, economy and culture of their home country.
3. Participants are required to bring laptop computers. During the program, participants are required to work on the computers, including preparation of Action Plan(AP), etc. Most of the accommodations have internet access. Also, there is a computer room in JICA Kansai where 6 desk-top computers are available with internet access.
4. Allowances, such as for living, outfit, and shipping, will be deposited to your temporary bank account (opened by JICA) 2 to 5 days after your arrival in Japan. It is highly advised to bring some cash in order to cover necessary expense for this period.
5. It is very important that some of your currency must be exchanged to Japanese Yen at any transit airport or Kansai International Airport (KIX) in Osaka, Japan soon after your arrival. It is quite difficult to exchange money after that, due to limited availability of facility or time during the program.

Annex

ANNEX-1

FORMAT OF “BASIC INFORMATION” (for screening)

Comprehensive Disaster Risk Reduction (JFY 2022)

BASIC INFORMATION

*Please use attached form[ANNEX-1] and submit in three to four A4 sheets.

*Hand writing reports are not acceptable.

Preparation of Basic Information	
Each applicant is required to submit this Basic Information together with the Application Form. This will be used for screening of applicants. Applications without completed Basic Information will not be considered as duly qualified.	

(1)	Your name (Country)
(2)	Your organization, department, division, section and/or unit.
(3)	Your current functional title and duties (Please describe your occupation and professional responsibilities in 2021)
(4)	Please attach/show an organogram of your organization and the whole DRR system that shows roles of respective departments/organizations in your country
Information regarding DRR situation in your country / organization	
(5)	List the three regions/cities in your country with the greatest economic damage and the human suffering from disasters. Please also indicate the source of these information.
(6)	Please list the types of disasters in the order of the greater economic damage to the regions/cities related to your organization.

(7)	<p>(Only if there is an established local DRR plan mentioned in (6)) Disaster types covered by the plan and the structure of the plan. Please give further information of the DRR plan mentioned in (6). * Please briefly describe the situation of the local DRR plan.</p> <p>Please circle all the disaster types covered by the current local DRR plan. Disaster type: windstorm, landslide, earthquake, volcano, tsunami, snow damage</p> <p>Please circle all the compositions included in the local DRR plan. Composition: geographical conditions, weather conditions, history of the disaster, roles of relevant agencies, mitigation project plan (ordinances, structural measures, etc.), preparedness measures (training, education, stockpiling, etc.), emergency response plan (disaster information gathering and communication, personnel deployment, evacuation, shelter operations, etc.), disaster recovery plan</p>
(8)	<p>Which of the area/city you answered in (7) would you particularly like to cover in the workshop for local DRR plan formulation? * Particular priority is given to planning of urban areas where population and economic assets are concentrated, with the aim of reducing economic damage. * Participants will work in groups at the workshop. Your suggested area/city may not be necessarily selected since it will be selected by the lecturer.</p>
(9)	<p>The reason of (8)</p>

ANNEX-2

Country Report

Accepted participants will carry out the presentation of Country Report (preferably in Microsoft Power Point) for about ten (10) minutes per one person (country) at the first phase of the program period. The audience will be other participants and Japanese officers including the lecturers from concerned institutions. If there are multiple participants from your country, please collaborate with each other after the notice of acceptance to create one presentation material.

Please summarize your Country Report to ten (10) Power Point slides (at most) for the presentation before the program starts.

Contents of the Country Report

1. Information of participant

- 1) Name
- 2) Country
- 3) Organization / Department
- 4) Position

2. Your responsibilities and duties

- 1) Roles of your organization and organization chart
- 2) Functions of the department/section that you belong to
- 3) Your responsibilities and duties at current position
- 4) Your experiences related to DRR in your current or previous positions

3. National and local plan/strategy for DRR in your country

- 1) Outline of National plan/strategy for DRR (including year of issue)
- 2) Budget allocation for DRR
- 3) Outline of local plan/strategy/regulation for DRR (including year of issue)
- 4) Annual Plan of DRR

4. Current situation of implementing the Sendai Framework for Disaster Risk Reduction (SFDRR) 2015-2030 in your country

Please briefly explain about recent activities and/or discussions in your countries on each priority of "Sendai Framework for Disaster Risk Reduction" as below.

Sendai Framework for Disaster Risk Reduction 2015-2030

<https://www.unisdr.org/we/coordinate/sendai-framework>

The Four Priorities for Action

- Priority 1: Understanding disaster risk
- Priority 2: Strengthening disaster risk governance to manage disaster risk
- Priority 3: Investing in disaster risk reduction for resilience
- Priority 4: Enhancing disaster preparedness for effective response, and to “Build Back Better” in recovery, rehabilitation and reconstruction

The Seven Global Targets

- (a) Substantially reduce global disaster mortality by 2030, aiming to lower average per 100,000 global mortality rate in the decade 2020-2030 compared to the period 2005-2015.
- (b) Substantially reduce the number of affected people globally by 2030, aiming to lower average global figure per 100,000 in the decade 2020 -2030 compared to the period 2005-2015.
- (c) Reduce direct disaster economic loss in relation to global gross domestic product (GDP) by 2030.
- (d) Substantially reduce disaster damage to critical infrastructure and disruption of basic services, among them health and educational facilities, including through developing their resilience by 2030.
- (e) Substantially increase the number of countries with national and local disaster risk reduction strategies by 2020.**
- (f) Substantially enhance international cooperation to developing countries through adequate and sustainable support to complement their national actions for implementation of this Framework by 2030.
- (g) Substantially increase the availability of and access to multi-hazard early warning systems and disaster risk information and assessments to the people by 2030.

5. Recognized Issues or problems on DRR in your country

- 1) Types of disaster in descending order of “Frequency”
- 2) Types of disaster in descending order of “Damage”
- 3) The worst-affected disaster in (recent) history and its brief summary
- 4) Your concerned priority action for improvement of DRR
e.g., Plan, Structure, Human resource development, Central level, Local level, Community based approaches, etc.

6. Step 0 (zero) of Local DRR Plan (Accepted Participants only. Please include this item into your Country Report Presentation)

(1) As step 0 (zero) of Local DRR Plan workshop, please include the profile of the target municipality, and the type of disaster (flooding of river or sediment related disaster)

Profile:

- Name of the city/municipality,
- Location map in your country
- Population composition
- Major industry
- Critical infrastructure (government institution, school, hospital, etc.)
- Major risk of disaster(flooding of river or sediment related disaster)

Note: This course focuses only on flooding of river and sediment related disaster as types of disaster.

If your country has multiple participants, participants will select 1 city as the group for the local DRR plan formulation exercise.

(2)Please describe the roles of government institutions in addressing the type of disaster that you have selected in the above(1).

(3)What kind of typical countermeasures (structural and non-structural) have been taken and are planned for DRR? Please include its financial resources as well.

For Your Reference

JICA and Capacity Development

Technical cooperation is people-to-people cooperation that supports partner countries in enhancing their comprehensive capacities to address development challenges by their own efforts. Instead of applying Japanese technology per se to partner countries, JICA's technical cooperation provides solutions that best fit their needs by working with people living there. In the process, consideration is given to factors such as their regional characteristics, historical background, and languages. JICA does not limit its technical cooperation to human resources development; it offers multi-tiered assistance that also involves organizational strengthening, policy formulation, and institution building.

Implementation methods of JICA's technical cooperation can be divided into two approaches. One is overseas cooperation by dispatching experts and volunteers in various development sectors to partner countries; the other is domestic cooperation by inviting participants from developing countries to Japan. The latter method is the Knowledge Co-Creation Program, formerly called Training Program, and it is one of the core programs carried out in Japan. By inviting officials from partner countries and with cooperation from domestic partners, the Knowledge Co-Creation Program provides technical knowledge and practical solutions for development issues in participating countries.

The Knowledge Co-Creation Program (Group & Region Focus) has long occupied an important place in JICA operations. About 400 pre-organized courses cover a wide range of professional fields, ranging from education, health, infrastructure, energy, trade and finance, to agriculture, rural development, gender mainstreaming, and environmental protection. A variety of programs is being customized by the different target organizations to address the specific needs, such as policy-making organizations, service provision organizations, as well as research and academic institutions. Some programs are organized to target a certain group of countries with similar developmental challenges.

Japanese Development Experience

Japan, as the first non-Western nation to become a developed country, built itself into a country that is free, peaceful, prosperous and democratic while preserving its tradition. Japan will serve as one of the best examples for our partner countries to follow in their own development.

From engineering technology to production management methods, most of the know-how that has enabled Japan to become what it is today has emanated from a process of adoption and adaptation, of course, has been accompanied by countless failures and errors behind the success stories.

Through Japan's progressive adaptation and application of systems, methods and technologies from the West in a way that is suited to its own circumstances, Japan has developed a storehouse of knowledge not found elsewhere from unique systems of organization, administration and personnel management to such social systems as the livelihood improvement approach and governmental organization. It is not easy to apply such experiences to other countries where the circumstances differ, but the experiences can provide ideas and clues useful when devising measures to solve problems.

JICA, therefore, would like to invite as many leaders of partner countries as possible to come and visit us, to mingle with the Japanese people, and witness the advantages as well as the disadvantages of Japanese systems, so that integration of their findings might help them reach their developmental objectives.

This information pertains to one of the JICA Knowledge Co-Creation Programs (Group & Region Focus) of the Japan International Cooperation Agency (JICA) implemented as part of the Official Development Assistance of the Government of Japan based on bilateral agreement between both Governments.



Correspondence

For enquiries and further information, please contact the JICA office or Embassy of Japan.

Further, address correspondence to:

JICA Kansai Center (JICA Kansai)

Address: 1-5-2, Wakinohama-kaigandori, Chuo-ku, Kobe, Hyogo 651-0073, Japan

TEL: +81-78-261-0383/0341 FAX: +81-78-261-0465

("81" is the country code for Japan, and "78" is the local area code)