

Ratio and its Application

▶▶ Mek, Lala and Vele are mixing various ingredients during their cooking lesson.

Mek is responsible for making vegetable salad. He is thinking about which international sauce will go well with the salad.

French Salad Sauce


- Vinegar..... 3 teaspoons
- Cooking oil...6 teaspoons
- Salt..... $\frac{3}{5}$ teaspoons

Japanese Salad Sauce

- Vinegar... $4\frac{1}{5}$ teaspoons
- Cooking oil...6 teaspoons
- Soy sauce... 3 teaspoons

Household Sauce

- Mayonnaise...42 g
- Ketchup..... 36 g



▶▶ Let's explain the quantity of each cooking ingredient, using the representation of ratio which you have already learned.




To make French salad sauce, you need twice as much cooking oil than vinegar.



Think about a new way to represent ratio.

Lala is responsible for making seasoning salt for roasted pork.

- **Seasoning Salt**
- Iodised salt...450 g
- Chilli..... 50 g



Vele will boil rice.

- **Boiled Rice**
- Rice... 300 mL
- Water... 360 mL



To make seasoning salt,
 $50 \div 450 = \frac{1}{9}$
therefore, chilli powder is
 $\frac{1}{9}$ of the seasoning salt.





Adding salt and chilli powder makes 500 g seasoning salt.
 $450 \div 500 = 0.9$, which means
90 % of iodised salt is in the
seasoning salt.



1 Ratio

1 Mek is trying to make a French salad sauce.

1 He prepares 3 teaspoons of vinegar and 6 teaspoons of cooking oil like the chart on the right.

Teaspoons	
Vinegar	
Cooking oil	

How are the quantities of vinegar and cooking oil represented by ratio?



The quantity of cooking oil is 6 spoons and the quantity of vinegar is 3 spoons. This is represented by “ : ” and written as 3 : 6.

3 : 6 is read as “**three is to six**”. This way of representation is called **ratio**.

3 : 6 is also read “**ratio of 3 is to 6**”.

2 Represent the ratio of cooking oil and soy sauce in Japanese salad sauce.



:

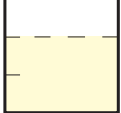

3 Represent the ratio of mayonnaise and ketchup in the household sauce.

:

Exercise

Let's represent the ratio.

1  80 mL of water  40 mL of soup

2  10 mL  15 mL

2 Equivalent Ratio

- 1** The volume of rice and water needed to boil rice for 3 people is shown on the right.

Rice...	300 mL
Water...	360 mL

- 1** Let's represent the ratio of rice to water in ratio form.

:

- 2** How many times is the volume of rice compared to the volume of water? Let's represent it as a fraction.



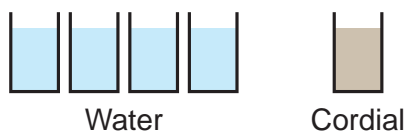
When a ratio is represented as $A : B$, based on B , the number that shows A is how many times of B and is called value of ratio $A : B$.

Value of ratio $A : B$ is the quotient of $A \div B$.

- 2** You make cordial by mixing with water.

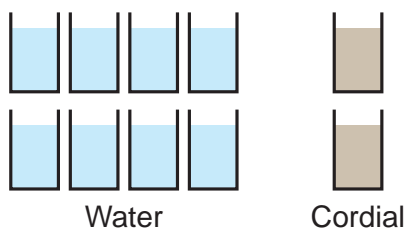
How to mix with water
Water ... 4
Cordial ... 1

- 1** Ani uses small cups.



Value of ratio $4 : 1$ is

- 2** Buru uses the same cup as Ani and makes the drink for 2 children.



Value of ratio $8 : 2$ is

- 3** Was the concentration level of the cordial that Ani and Buru made the same?



When the values of 2 ratios are equal, we say the two ratios are equal and it is written as

$$4 : 1 = 8 : 2$$

3

There are 3 different combinations of rice and water.

Based on the quantity of water, let's think about the value of ratios of rice to water in the three different combinations.

<p>Ⓐ</p> <p>Rice... 60 mL</p> <p>Water... 72 mL</p>	<p>Ⓑ</p> <p>Rice... 100 mL</p> <p>Water... 120 mL</p>	<p>Ⓒ</p> <p>Rice... 300 mL</p> <p>Water... 360 mL</p>
-----------------------------------------------------	-------------------------------------------------------	-------------------------------------------------------

1 Values of ratios in Ⓐ and Ⓒ are both ,

Therefore, $60 : 72 = 300 : 360$.

$$60 : 72 = (60 \times \text{input}) : (72 \times \text{input})$$

$$= 300 : 360$$

$$60 : 72 = 300 : 360$$

×
 ×

2 Values of ratios in Ⓒ and Ⓑ are both

Therefore, $300 : 360 = 100 : 120$.

$$300 : 360 = (300 \div \text{input}) : (360 \div \text{input})$$

$$= 100 : 120$$

$$300 : 360 = 100 : 120$$

÷
 ÷



The ratio A : B is equal to the ratio which is made by multiplying or dividing A and B by the same number.

Exercise


1 Which ratio is equal to 3 : 1?

- ① 6 : 3 ② 6 : 2 ③ 1 : 3 ④ 13 : 10 ⑤ 9 : 3

2 Write 3 ratios that are equal to 6 : 9.

- 4** A drink for 1 person is made by mixing 120 mL of water and 30 mL of cordial.

How much water and cordial do you have to mix to prepare the drink for 3 people?



$$120 : 30 = \square : \square$$

Diagram showing the ratio 120 : 30 = □ : □ with arrows indicating multiplication by a factor to find the equivalent ratio for 3 people.

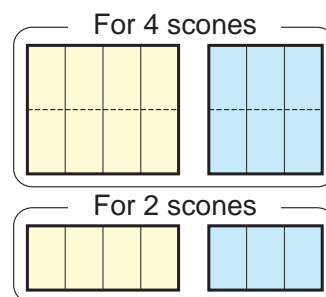
The ratio should be equal to make equal concentration.



- 5** 200 g of flour and 150 g of water is needed to make 4 scones. To make 2 scones how much flour and water is needed?

$$200 : 150 = \square : \square$$

Diagram showing the ratio 200 : 150 = □ : □ with arrows indicating division by a factor to find the equivalent ratio for 2 scones.



The ratio should be equal to make it taste the same.



Exercise

- 1** Find the number for x .

① $2 : 3 = x : 9$

② $4 : 5 = 100 : x$

③ $12 : x = 3 : 5$

④ $x : 20 = 5 : 4$

- 2** You draw a rectangle in which the ratio of the width and length is 1 : 2. If the width is 12 cm, how long is the length?

Simplifying the Ratio

- 6 Find a ratio that is equal to 12 : 18 and write it in the smallest whole numbers.



Gawi's Idea

$$\begin{aligned} 12 : 18 &= (12 \div 2) : (18 \div 2) \\ &= 6 : 9 \\ &= (6 \div 3) : (9 \div 3) \\ &= 2 : 3 \end{aligned}$$



Yamo's Idea

$$\begin{aligned} 12 : 18 &= (12 \div 6) : (18 \div 6) \\ &= 2 : 3 \end{aligned}$$

Both ideas use the rule of equal ratio.



Not changing the value of the ratio and changing the ratio into smaller whole numbers is called **simplifying a ratio**.

- 7 Simplify the following ratios.

1 $1.2 : 3.2 = (1.2 \times 10) : (3.2 \times 10)$

$$= \square : \square$$

$$= \square : \square$$

2 $\frac{2}{5} : \frac{3}{8} = \frac{16}{40} : \frac{15}{40}$

$$= \left(\frac{16}{40} \times \square \right) : \left(\frac{15}{40} \times \square \right)$$

$$= \square : \square$$

Changing both numbers into smaller whole numbers.



Exercise

- 1 Simplify the following ratios.

① 25 : 35

② 7 : 28

③ 180 : 120

④ 0.6 : 2.9

⑤ $\frac{3}{4} : \frac{2}{3}$

- 2 Simplify the ratio of vinegar and cooking oil in the Japanese salad sauce shown on page 92.

3 Application of Ratio

1 From the length of the shadow, find the height of the tree.

1 There is a right triangle (a).

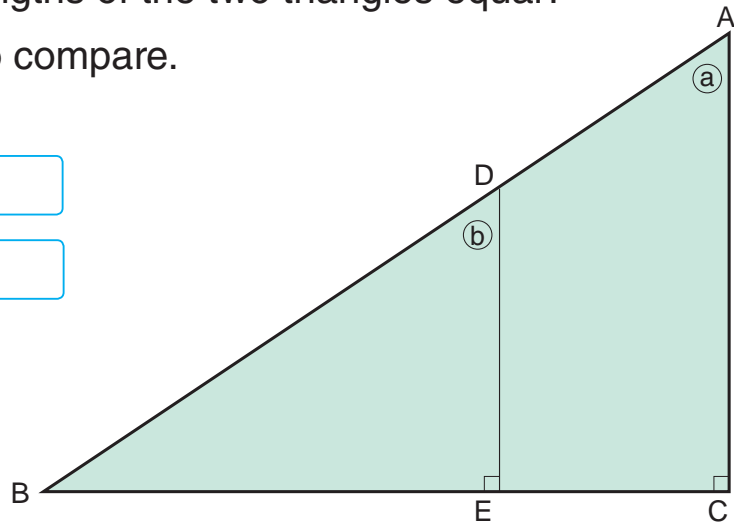
Put point E on side BC and make a right triangle (b).

Are the ratios of the lengths of the two triangles equal?

Measure the lengths to compare.

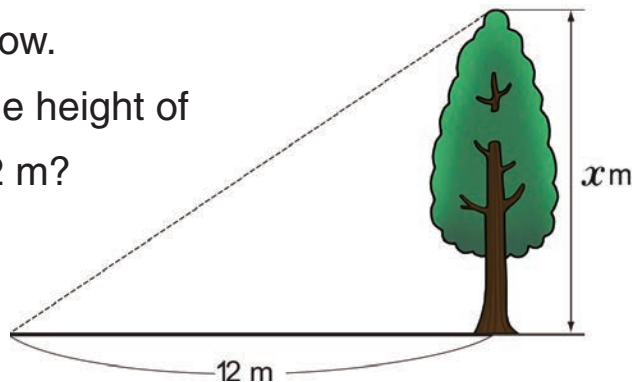
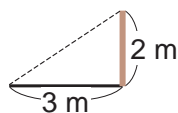
$$DE : EB = \square : \square$$

$$AC : CB = \square : \square$$



2 A 2 m pole makes a 3 m shadow.

In this situation, how long is the height of the tree when its shadow is 12 m?



Represent the height of the tree as x and make a mathematical sentence by using the equality of two ratios and fill the blank.

$$2 : 3 = x : 12$$

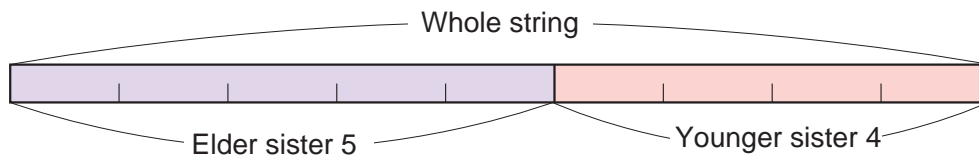
×
× 4

Exercise

How long is the height of the tree if its shadow is 15 m in the same situation as problem 2?

Dividing by Ratio

- 2 We divide 72 cm of string between the elder sister and the younger sister in the ratio of 5 : 4.
How long is each string going to be?



Ambai's Idea

We use the ratio of the elder sister's string to the whole string to find the length of the elder sister's string.

If the length of the elder sister's string is x cm,

$$5 : 9 = x : 72$$

We use the same method to find the length of the younger sister's string.

Total number is 9 by adding 5 + 4.



Sare's Idea

We assume that the whole string is 1 and consider how long is the elder sister's string out of 1.

Elder sister's string.....

$$\frac{5}{9} \text{ out of the whole string } 72 \times \frac{5}{9} = \boxed{}$$

We use the same method to find the length of the younger sister's string.

Exercise

We divide 500 mL of milk for Jaydan and his father in the ratio of 2 : 3.

How much milk does Jaydan get?

$$100 = \square - \square$$

EXERCISE

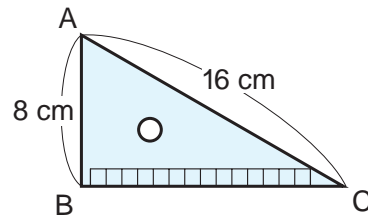
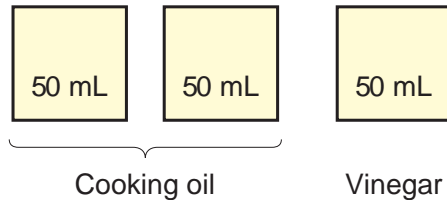
1 Let's represent the ratios for the following:

Page 94



① The quantity of cooking oil and vinegar.

② The length of side AB and AC in a set-square.



2 Find the number for x .

Pages 96 and 97



① $3 : 5 = x : 10$

② $7 : 4 = 35 : x$

③ $80 : x = 5 : 8$

④ $x : 125 = 3 : 5$

3 Simplify the following ratios.

Page 98



① $36 : 48$

② $800 : 1400$

③ $1.2 : 0.8$

4 You draw a rectangle, where the ratio of length to width is $2 : 3$.
If the width is 18 cm, how long is the length?

Page 99



Grade 5

Do you remember?

Let's calculate.

① 3.6×1.2	② $1.5 \div 2.5$	③ 6.4×0.8
④ $4.32 \div 3.6$	⑤ 9.43×4.1	⑥ $4.08 \div 5.1$
⑦ $\frac{1}{6} + \frac{1}{2}$	⑧ $\frac{8}{15} - \frac{1}{3}$	⑨ $\frac{7}{12} + \frac{7}{8}$
⑩ $1\frac{1}{2} - \frac{2}{3}$	⑪ $2\frac{1}{6} + \frac{5}{12}$	⑫ $2\frac{3}{4} - 1\frac{3}{8}$

P R O B L E M S

1 You need, 400 g of steamed rice and 40 g of curry to make curry rice for 4 people.

● Utilising equal ratio.

① How many g of steamed rice and curry do you need, to make curry rice for 2 people?

② How many g of steamed rice and curry do you need, to make curry rice for 8 people?

③ There is 600 g of steamed rice.

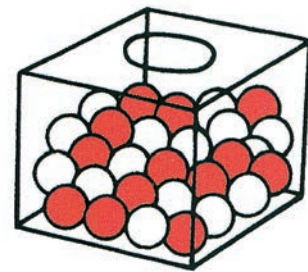
If you try to make curry rice in the same ratio as the one you made for 4 people, how many g of curry do you need?

2 Ben is drawing a box which has red balls and white balls in the ratio of 3 : 4.

There are 28 white balls.

How many red balls should he draw?

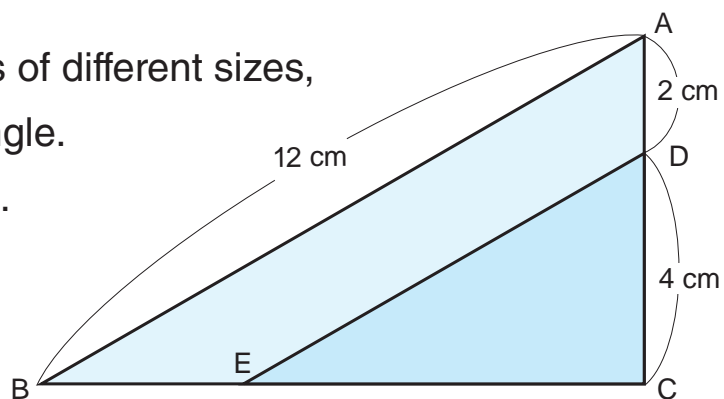
● Representing ratio of two quantities.



3 There are two set-squares of different sizes, overlapping at the right angle.

Find the length of side DE.

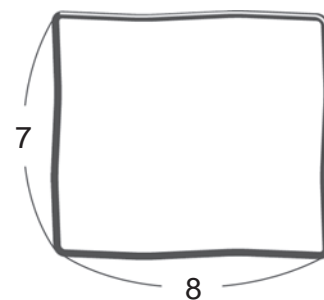
● You can use equal ratio in the diagram.



4 Nason tried to make a rectangle with its length and width in the ratio of 7 : 8 using a 60 cm string.

How long should the width and length of this rectangle be?

● You can use dividing by ratio.





Mathematics Practices in Papua New Guinea

Traditional Patterns and Symmetry

Papua New Guinea consists of diverse cultures, customs and languages and is also home to many distinctive traditional patterns, shapes and symbols that indicate the practices of mathematics in culture and tradition.

Many of these can be seen mostly as symmetrical structures or figures, demonstrated in tattoos, artefacts, bilum and basket weaving, initiations, traditional buildings, costume designs and many more.

Tattoos play significant roles in respective tribes. They can be found on different parts of the body depending on their significance.

Whole-body tattooing is common in some parts of Papua New Guinea. Some are done as an indication of maturity while others represent tribal identity. Different patterns of lines and figures are used in symmetry with bush

materials to draw lines and congruent shapes.

Bilums come in different patterns with each pattern resembling certain tribes or clans.

More complex and specific patterns are made for carrying during public appearances or special ceremonial events including yam festivals, tumbuan dances, bride price payment, compensation and barter system.

These patterns are inherited from elders and carefully woven using cane or bamboos to create uniform and symmetrical patterns and shapes.

Here are more examples of symmetrical patterns and figures in PNG.



Central Tattoos



Highlands Bilum



Momase Bilum



Sepik Carving



Oro Tapa



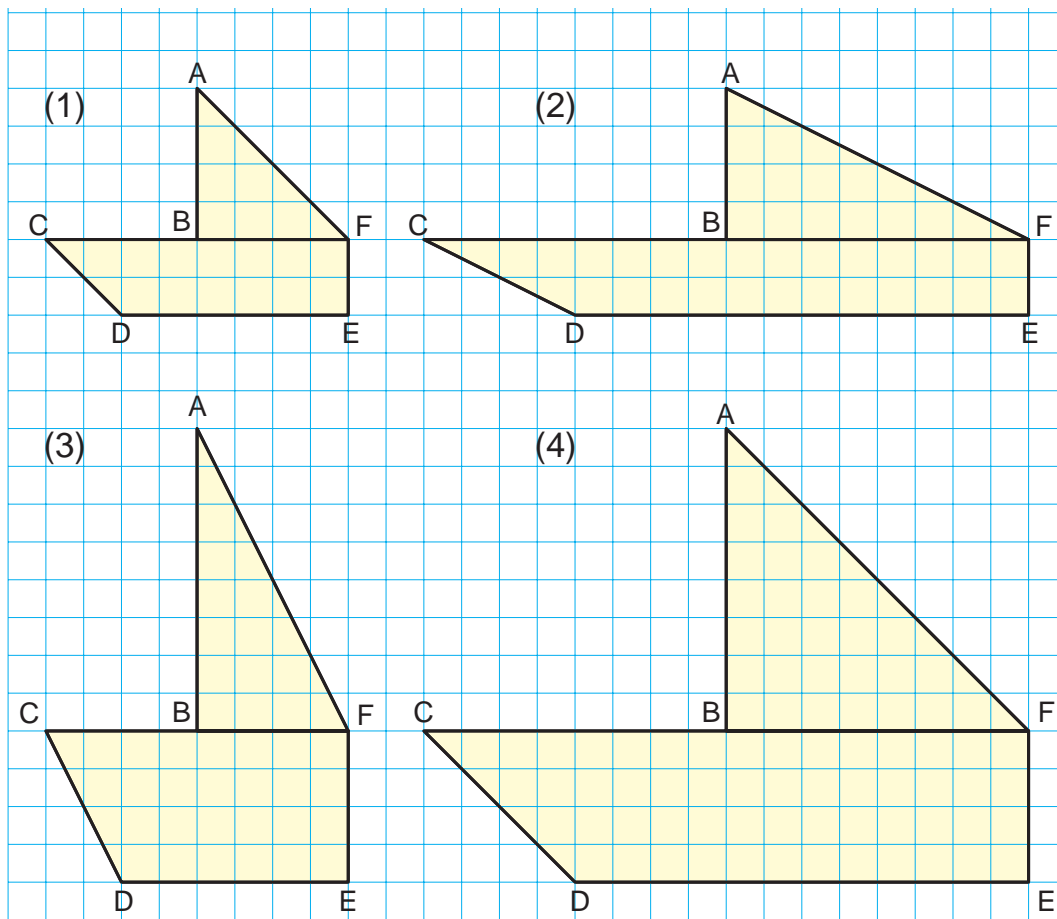
Buka Tray and Basket



Milne Bay Yam House

Enlargement and Reduction of Figures

▶▶ From the shapes drawn, which one has the same shape as (1) in figure (2), (3) and (4) below?



How can we tell if the shapes are similar?



1 Enlarging and Reducing Figures

Are they the same boat?
Let's look at the sizes.



- 1** Let's compare shapes (1) to (4) on page 104.
- 1** Measure the lengths and angles of the 4 shapes and organise them on the table below.



	Length of side (cm)			Angle (Degree)			
	Side AB	Side CD	Side AF	Angle A	Angle C	Angle D	Angle E
(1)	2	1.4	2.8	45	45	135	90
(2)							
(3)							
(4)							

- 2** Compare the lengths of the 3 sides. Which shape has the length 2 times the length as in (1)?
- 3** Compare the size of the 4 angles. Which shape has the same size angles as in (1)?

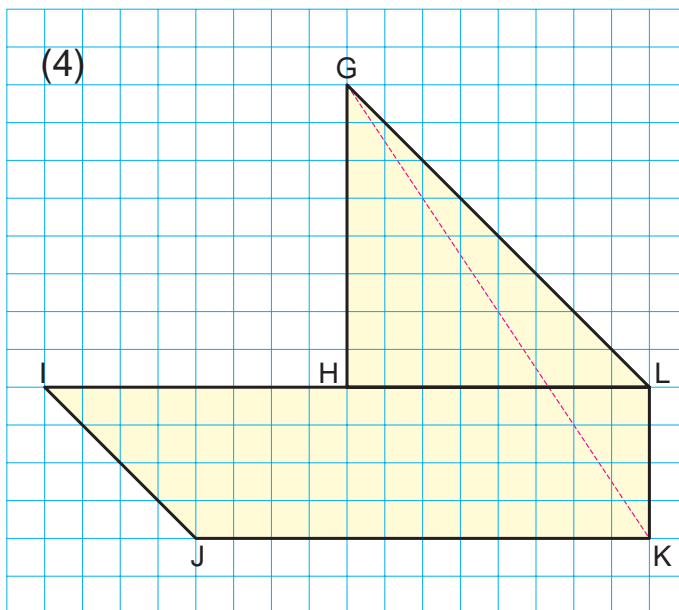
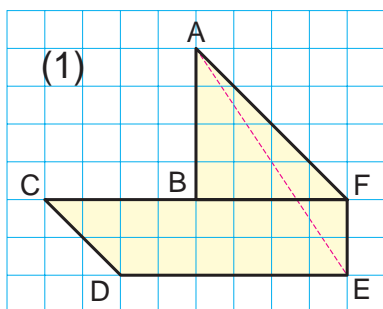


Let's investigate the properties of figures with the same shape but different sizes and how to draw them.

2 The figures below are figures

(1) and (4) on page 104.

We rename the points of each figure A to F and G to L.



1 Find the simplified ratio of the length of side DE to the length of side JK.

How many times longer are the lengths of the corresponding sides of figure (4) than figure (1)?

Side DE : Side JK = :

Side DE ÷ Side JK = $\frac{\text{input}}{\text{input}}$ = (times more)

Let's investigate the other corresponding sides lengths.

2 Line AE corresponds to line GK. Measure these 2 lines and represent them in a simplified ratio.

How many times is the length of line AE longer than line GK?

3 Let's compare the corresponding angles.



If each corresponding angle is equal and all lengths of corresponding sides are extended in the same ratio, this is called **enlarged figure**.

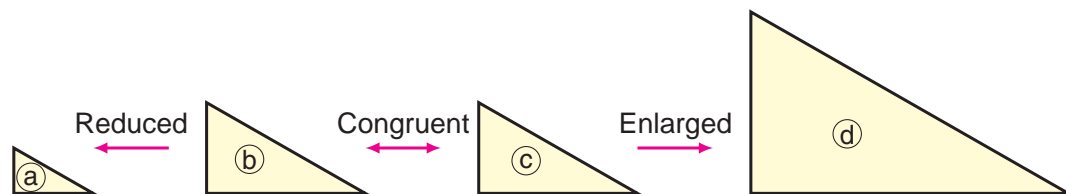
If decreased in the same ratio, this is called **reduced figure**.



In an enlarged figure and a reduced figure, all lengths of the corresponding sides are in the same ratio and all corresponding angles are equal.

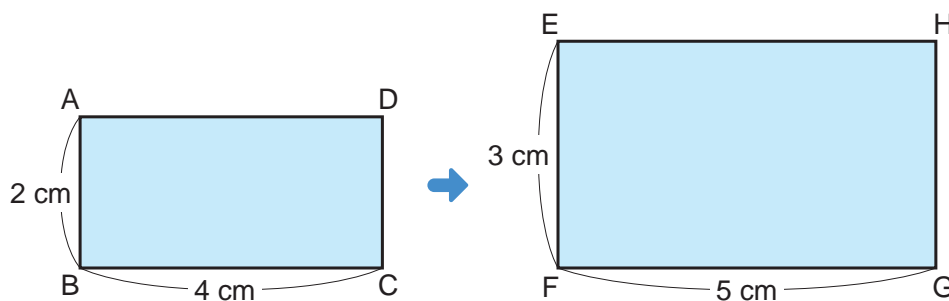
Figure (4) is two times an enlarged drawing of figure (1) and figure (1) is a $\frac{1}{2}$ reduced drawing of figure (4).

If the lengths of the corresponding sides are in the ratio of 1 : 1, the 2 figures are congruent.



Exercise

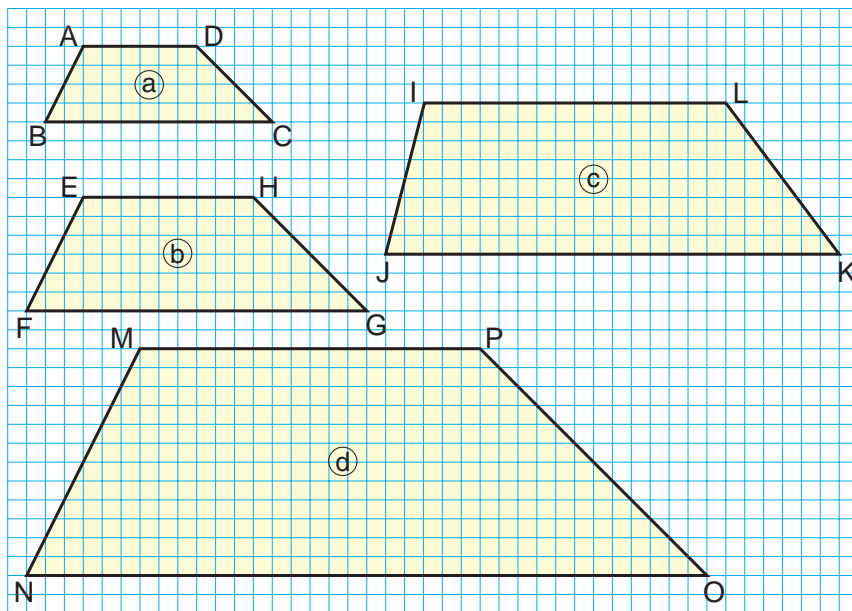
Enlarge the length and width of rectangle ABCD by 1 cm and draw the rectangle EFGH.



- ① Is rectangle EFGH an enlarged figure of rectangle ABCD?
- ② If you want to enlarge rectangle EFGH 1.5 times of rectangle ABCD, how long is the length?

3 Let's investigate the figures below.

- 1** Which is an enlarged drawing of figure (a) and by how many times is it enlarged?
- 2** Which is a reduced drawing of figure (d) and by how many times is it reduced?



4 Look around you and find enlarged and reduced figures.



Reduced image captured on camera.



Enlarged image in a microscope.

108 = × ×

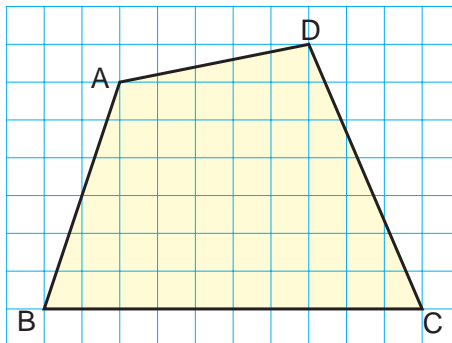
2 How to Draw Enlarged and Reduced Figures

How to Draw Using Grid Paper


- 1 Let's think about how to draw an enlarged figure EFGH which is 2 times of the quadrilateral ABCD.

Point F is corresponding to point B and it is already drawn on the grid paper.

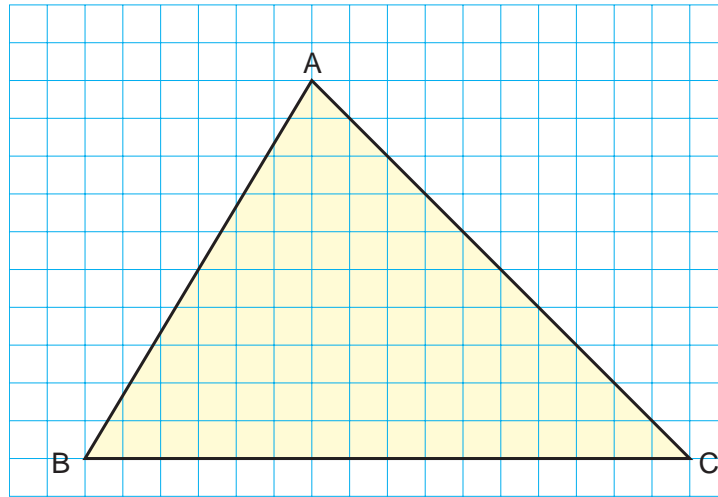
How do we find the length of the sloped lines?




You can find the length after you have finished the drawing.



- 2** Draw triangle DEF which is triangle ABC reduced by $\frac{1}{2}$ on the two grid papers below.




- 1** Draw triangle DEF, in which the side length of the square is reduced by $\frac{1}{2}$ compared to the grid paper above.



I see that the length of the square is reduced by $\frac{1}{2}$.



- 2** Draw triangle DEF, in which the side length of the square is equal to the original grid above.



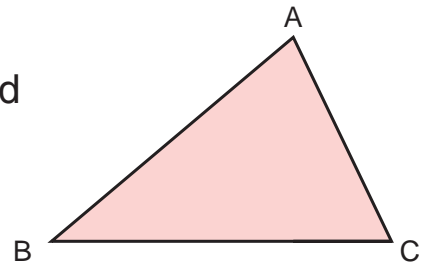
How can you consider the ways of counting the squares?



110 = $\square \times \square \times \square$

How to Draw Using Sides and Angles

- 3** Let's think about the method to draw triangle DEF, which is 2 times the enlarged drawing of triangle ABC.




How can you draw without the grid paper?

- 1 Which sides and angles should you measure?
- 2 Line EF, which is twice the enlarged line of line BC is already drawn.

Point D is the corresponding point of point A.

Let's think about where point D should be placed and finish the drawing.

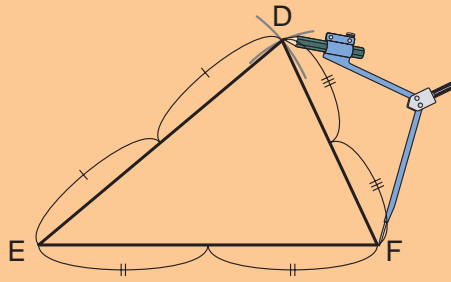
How do you draw a congruent triangle?





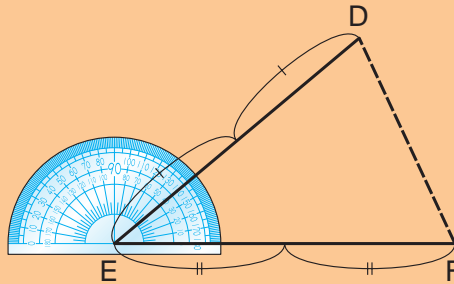
Vavi's Method to Draw

Enlarge all 3 sides to twice the lengths.



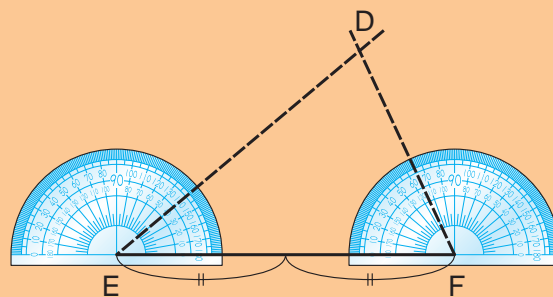
Mero's Method to Draw

Enlarge 2 sides twice the lengths and use the angle between 2 lines.



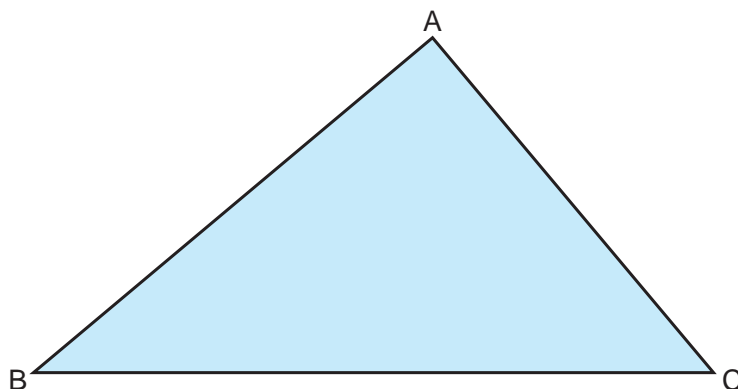
Naiko's Method to Draw

Enlarge 1 side twice the length and use 2 angles on the other line.



It is similar to drawing a congruent triangle.


- 4 Let's think about the way to draw triangle DEF, which is a $\frac{1}{3}$ reduced drawing of triangle ABC.



It seems similar to the method of drawing an enlarged figure.

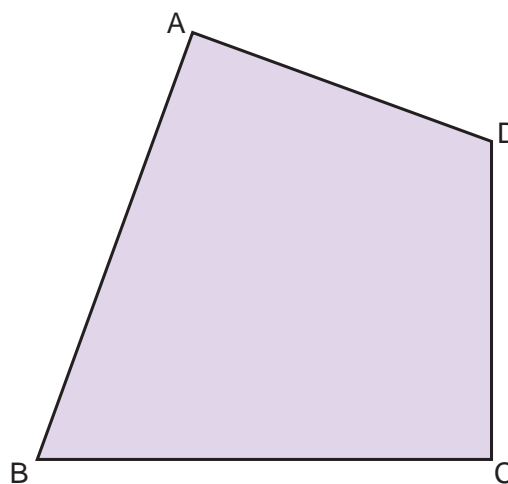


- 1 Draw triangle DEF in your own way and explain how you drew it to your friend.
- 2 Whose method is similar to how you drew your triangle?



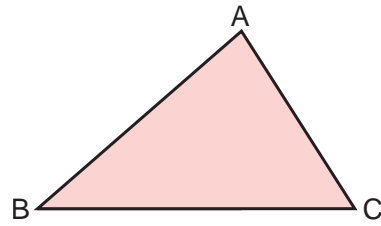
 **Exercise**

Let's draw a 2 times enlarged drawing and a $\frac{1}{2}$ reduced drawing of the quadrilateral on the right.

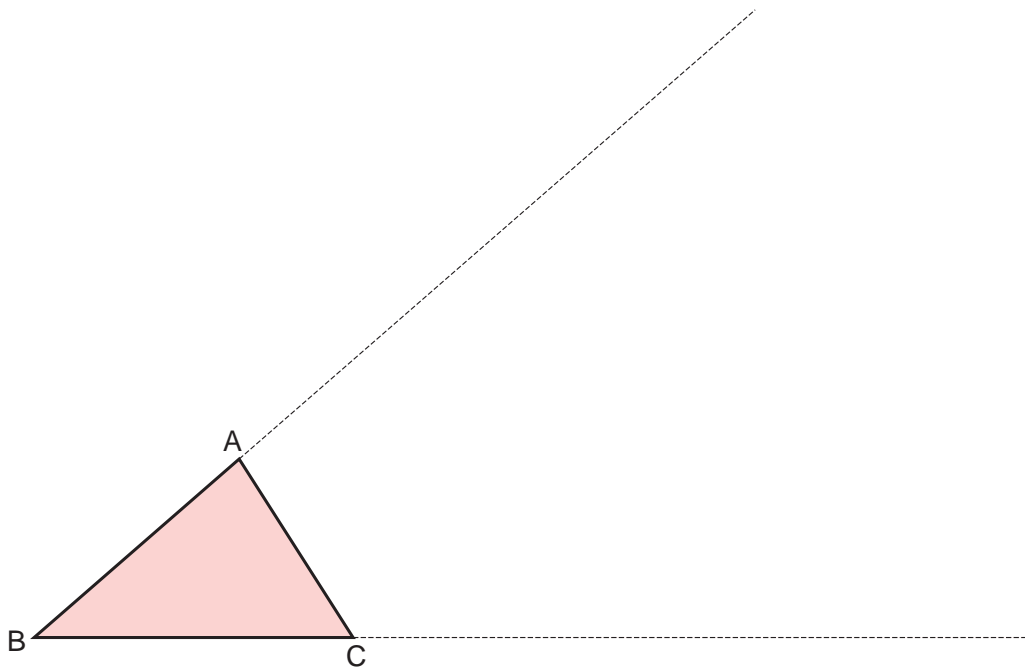


How to Draw Using Centre Point

- 5 By focusing on point B, use line BA and BC to draw triangle ABC that is enlarged 3 times.



- 1 Extend line BA and place point D, corresponding point of point A. Then extend line BC and place point E, corresponding point of point C.

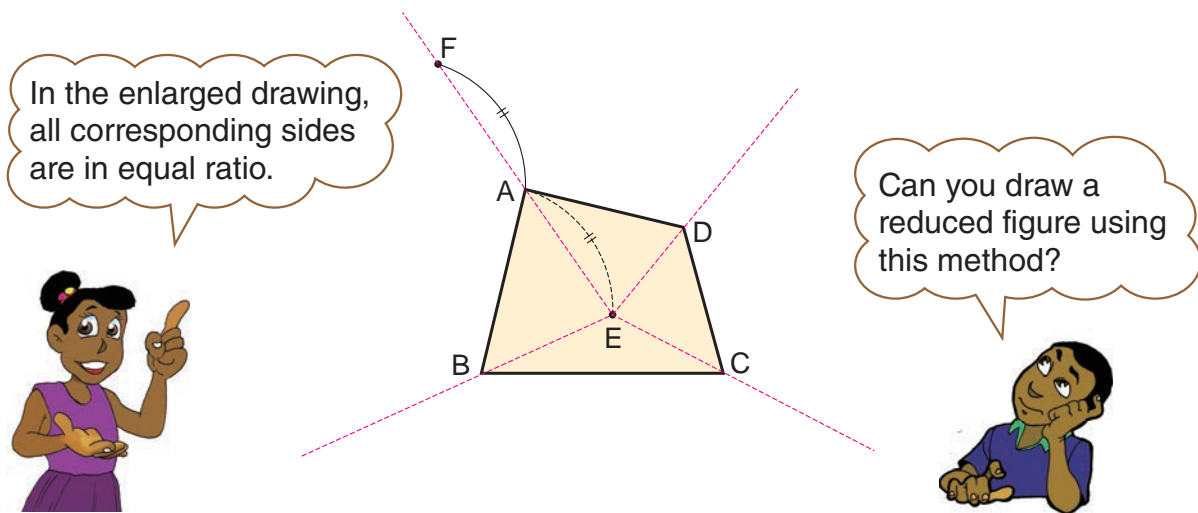


- 2 Check and see if triangle DBE is 3 times triangle ABC.



Like the example above, we can draw enlarged drawings and reduced drawings using 1 point and its connected lines. The point you use is called the **centre point**.

- 6** Use point E as the centre point and think about the way to draw a 2 times enlarged quadrilateral FGHI which corresponds to quadrilateral ABCD.



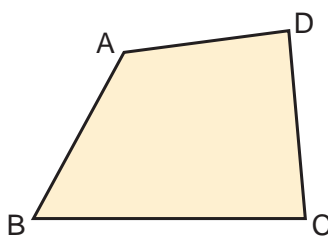
Line EA is extended.

Point F which corresponds to point A is already drawn in the diagram above.

Let's continue to complete the drawing.

 **Exercise**

Place a centre point and draw a 2 times enlarged drawing and a $\frac{1}{2}$ reduced drawing of quadrilateral ABCD.

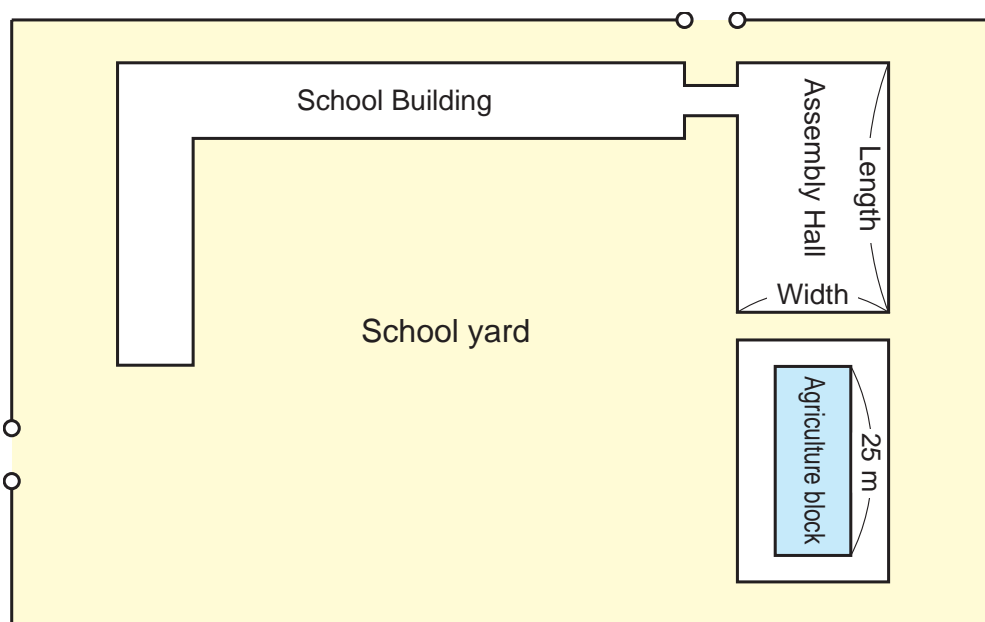


Where should I put the centre point?



3 Uses of Reduced Figures

- 1 The picture below is a reduced drawing of Lea's school.
 - 1 The actual width of the agriculture block is 25 m.
How long is it in cm and mm on the reduced drawing and by how much is it reduced?
 - 2 How long in m is the actual length of 1 cm on the reduced drawing?



The ratio that represents how much it is reduced from the real length is called **reduced scale**. The picture above is a reduced drawing in $\frac{1}{1000}$ reduced scale. There are 3 ways to show a **reduced scale**.

(A) $\frac{1}{1000}$

(B) 1 : 1000

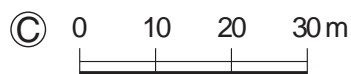


Figure © represents 1 cm which is equal to 10 m on the scale.

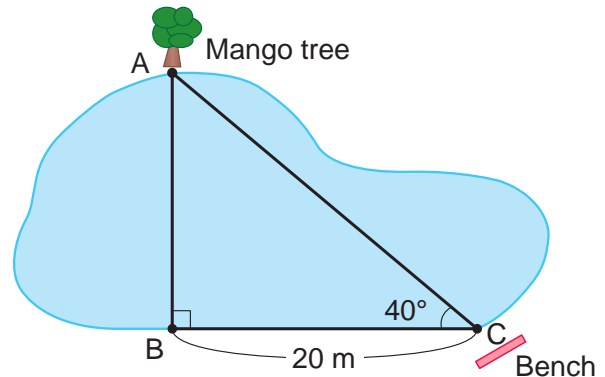


- 3 What is the actual length and width of the school hall in m?
Width : $2 \times 1000 = \square$ cm Length: $3.3 \times 1000 = \square$ (cm)

- 2** Kelon went to the pond in the park.
She walked from point C to point B.

What should you do to find the distance from point B to point A where the mango tree grows?

- 1** Follow the steps below and draw a reduced drawing of the right triangle ABC in $\frac{1}{500}$ reduced scale.

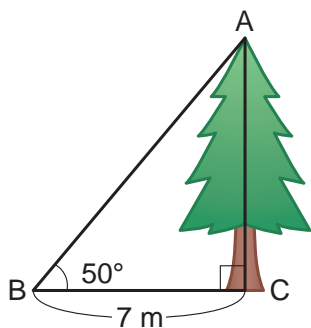


- ① Find the length of line BC and draw it.
- ② From point B, draw a line perpendicular to line BC.
- ③ Measure a 40° angle from point C and place point A.
- ④ Draw the right angle ABC.

- 2** Measure line AB of the reduced figure and find the actual distance to the mango tree.

- 3** How tall in m is the tree shown below?

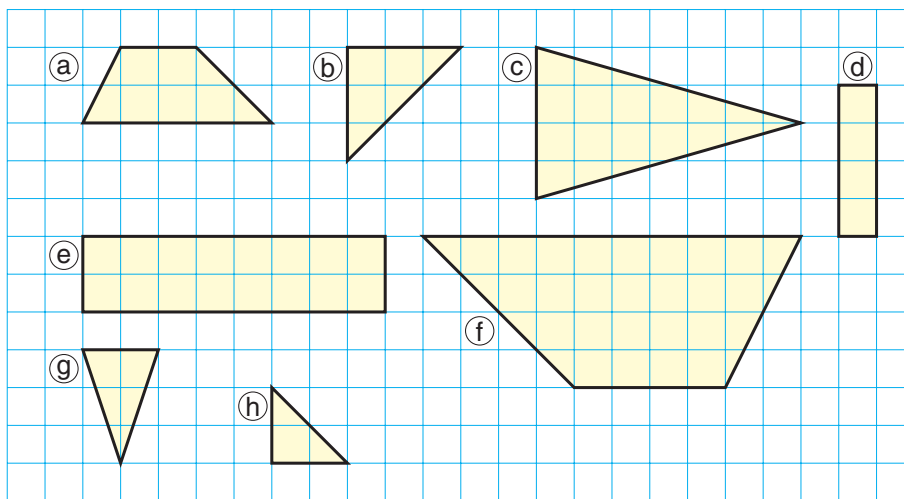
Explain the way to solve using mathematical sentences, figures and words.



EXERCISE

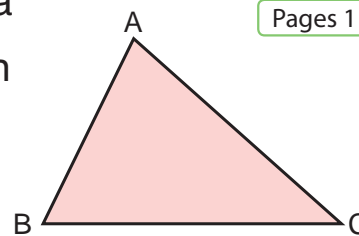
- 1** Which shape is an enlarged or a reduced figure of the other?
Give reason.

Pages 104 to 110



- 2** Draw a 2 times enlarged figure and a $\frac{1}{2}$ reduced figure of triangle ABC on the right.

Pages 113 to 115



- 3** There is a map of a school that is drawn in $\frac{1}{500}$ reduction scale.

Pages 116 and 117



In the reduced drawing, the school hall is in the shape of a rectangle 6 cm length and 3.2 cm width. What are the actual widths and lengths of the school hall in m?

Let's calculate.

Grade 6

Do you remember?



① $\frac{1}{2} \times \frac{1}{3}$

② $\frac{3}{8} \times \frac{4}{5}$

③ $\frac{5}{12} \times \frac{3}{5}$

④ $\frac{3}{7} \div \frac{1}{3}$

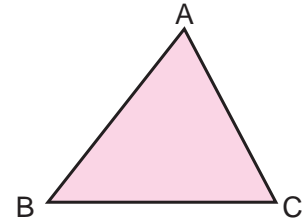
⑤ $\frac{5}{6} \div \frac{2}{3}$

⑥ $\frac{9}{16} \div \frac{3}{4}$

REVIEW

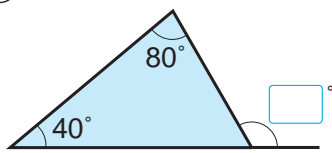
1 Let's draw a congruent triangle as the one on the right.

Which length and angle do you need to know in order to draw one?

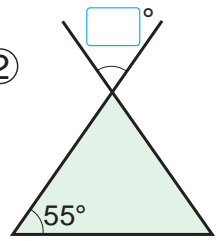


2 Let's fill in the .

①

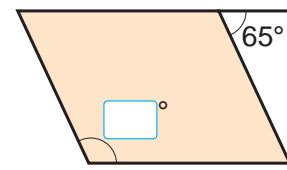


②



Isosceles triangle

③



Parallelogram

3 Let's divide in vertical form.

① $6 \div 1.5$

② $9 \div 0.6$

③ $1.4 \div 3.5$

④ $6.9 \div 4.6$

⑤ $3.6 \div 2.4$

⑥ $6.1 \div 0.4$

⑦ $0.8 \div 0.5$

⑧ $9.24 \div 4.2$

⑨ $2.28 \div 0.4$

4 Let's find the quotient by (whole) number, without decimals and remainder.

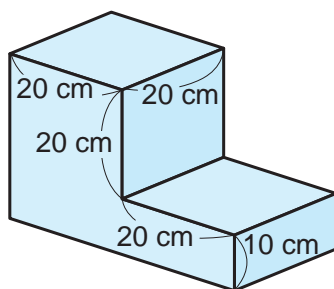
① $6.1 \div 1.7$

② $9.7 \div 0.6$

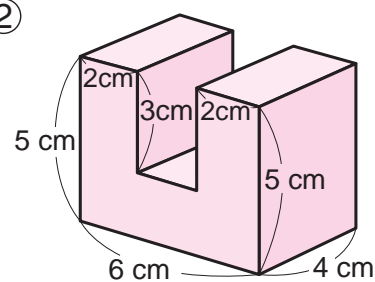
5 There are 13.5 kg of rice. If you eat 0.9 kg of the rice every day, how many days will it take to finish the rice?

6 Let's find the volume of the following solids.

①




②



Proportion and Inverse Proportion

- ▶▶ Let's think about how to count the number of papers in the stacks. What changes when the number of papers increase?



Let's do the experiment.

- ▶▶ To find how many papers are in the stack, let's investigate the relationship between the number of A4 papers and weight.

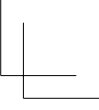
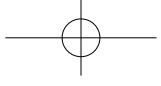
- ❶ Weigh each number of papers and fill in the table below.

Number of Papers and Weight

Number of papers (sheets)	10	20	30	40	50
Weight (g)					

- ❷ Let's think about how to count the number of papers in the stack based on this experiment.

$$120 = \square \times \square - \square$$



What other things are related to the number of papers other than weight?

Thickness of the stack is related, because it gets thicker when the number of papers increase.

First, let's count how many papers give us the thickness of 1 cm.

Let's look for other ways to count.



Let's do the experiment.

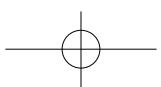
▶▶ To find how many papers are in the stack, let's investigate the relationship between the number of papers and thickness.

- 1 Count how many papers correspond to each thickness of paper and fill in the table below.

Number of Papers and Thickness

Number of papers (sheets)					
Thickness (cm)	1	2	3	4	5

- 2 Let's think about how to count the number of paper in the stack based on this experiment.



1 Proportion

Lucial's group wrote a report about the relationship between number of papers and weight.

(Mathematics Report) Date: Monday, 11th November

Theme : Check out the relationship between number of papers and weight.

Materials : Stack of papers, scale and calculator.

How : Weigh each number of papers and record the weight in the table.

Prediction : Number of papers and weight will be in proportion.

Result :

Number of Papers and Weight

Number of paper (sheets)	10	20	30	40	50
Weight (g)	70	140	210	280	350

Observation : When the number of papers increases two times from 10 to 20, the weight also increases twice from 70 g to 140 g. The relationship between other number of papers and weight is shown below.

Number of paper (sheets)	10	20	30	40	50
Weight (g)	70	140	210	280	350

Diagram illustrating the relationship between the number of papers and weight. The table shows that as the number of papers increases, the weight also increases proportionally. Arrows indicate the following relationships:

- From 10 to 20 sheets (2 times), weight increases from 70 g to 140 g (2 times).
- From 20 to 30 sheets (1.5 times), weight increases from 140 g to 210 g (1.5 times).
- From 30 to 40 sheets (1.33 times), weight increases from 210 g to 280 g (1.33 times).
- From 40 to 50 sheets (1.25 times), weight increases from 280 g to 350 g (1.25 times).

Therefore, the relationship between the number of papers and weight is directly proportional.



“Therefore, it is ~”

Phrase that you use to explain reasoning from the result.

- 1** There are 1400 g of papers that Lucial's group weighed.
How many sheets are there in this stack?

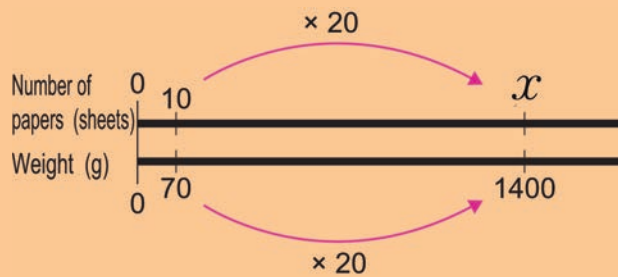
Fill in the below and explain each idea to your friend.



Ambai's Idea

The weight is 20 times more than 70 L, therefore the number of papers is also 20 times more.

$\times 20 =$



Gawi's Idea

Find how many papers are there in 1 g.

$10 \div 70 = \frac{1}{7}$

It is 1400 times more than 1 g of paper.

$\times 1400 =$

Number of papers (sheets)	$\frac{1}{7}$?
Weight (g)	1	1400

Diagram annotations: A pink arrow above the table points from 1 to $\frac{1}{7}$ labeled 'x 1400'. A pink arrow below the table points from 1 to 1400 labeled 'x 1400'.



Kekeni's Idea

Represent the number of papers in 1400g with x and think about the ratio of number of papers and the ratio of the weights.

$10 : x = 70 : 1400$

Diagram annotations: Blue arrows point from the top \div to the top \square and from the bottom \div to the bottom \square .



Mero's Idea

Represent the number of papers in 1400 g with x and think about the ratio of the number of papers to weight.

$10 : 70 = x : 1400$

Diagram annotations: Pink arrows point from the top \times to the top \square and from the bottom \times to the bottom \square .

2 Ratu's group checked out the relationship between the number of papers and thickness.

They made a table below to show the results.

Number of Papers and Thickness

Number of papers (sheets)	105	210	315	420	525
Thickness (cm)	1	2	3	4	5

- Let's make a mathematics report based on this table.
- When the thickness of the stack is 9 cm, how many sheets of paper are there?

3 Investigate the relationship between the length of a wire and the weight.



Length of a Wire and Weight

Length (m)	1	2	3	4	5	6	7	8
Weight (g)	20	40	60	80	100	120	140	160

- If you represent the length of a wire with x metres, and weight with y grams, y increases as x increases. When the value of x changes 2 times, 3 times and 4 times or more, how does the corresponding value of y change?



Length x (m)	1	2	3	4	5	6	7	8
Weight y (g)	20	40	60	80	100	120	140	160

Diagram illustrating the relationship between length x and weight y with arrows indicating multiplication factors:

- From $x=1$ to $x=2$: 2 times
- From $x=1$ to $x=3$: 3 times
- From $x=1$ to $x=4$: 4 times
- From $x=4$ to $x=8$: 2 times
- From $x=1$ to $x=2$: times
- From $x=1$ to $x=3$: times
- From $x=1$ to $x=4$: times
- From $x=4$ to $x=8$: times

$124 = \square \times \square - \square$



When there are two changing quantities, x and y , and if the value of x changes 2 times, 3 times and so on, and the value of y also changes 2 times, 3 times and so on respectively, we say that y is **proportional** to x .

- ② When y is proportional to x , and the value of x changes 1.5 times, 2.5 times or more, how does the value of y change?

Length x (m)	2	3	5	6		18
Weight y (g)	40	60	100	120	180	360

Diagram illustrating the relationship between x and y values:

- From $x=2$ to $x=3$: 1.5 times
- From $x=3$ to $x=5$: 2.5 times
- From $x=5$ to $x=6$: $\frac{1}{3}$ times
- From $x=6$ to $x=18$: $\frac{1}{2}$ times
- From $y=40$ to $y=60$: times
- From $y=60$ to $y=100$: times
- From $y=100$ to $y=120$: times
- From $y=120$ to $y=180$: times
- From $y=180$ to $y=360$: times

- ③ When y is proportional to x and the value of x changes $\frac{1}{2}$ times, $\frac{1}{3}$ times and soon, how does the value of y change?

Exercise

Let's investigate the relationship between x and y .

- ① Fill in the blanks on the table with numbers.

Ⓐ Time and Distance, Running at Speed of 40 km per Hour

Time x (hours)	1	2	3	4	5	6	7
Distance y (km)	40	80	120				


Ⓑ Side and Area of a Square

Side x (cm)	1	2	3	4	5	6
Area y (cm ²)	1	4	9			

- ② In which table Ⓐ or Ⓑ is y proportional to x ?

Mathematics Sentence of Proportion

- 4** You pour water into an empty tank.
The relationship between the volume of water that you poured, represented by x Litres and the depth of water in the tank, represented by y cm, is organised in the table below.



Volume of Water and Depth of Water in the Tank

Volume of water x (L)	0	1	2	3	5	8	11	15	17
Depth y (cm)	0	2	4	6	10	16	22	30	34

- 1** Is the depth of water y cm proportional to the volume of water in the tank x L?
- 2** Let's investigate how the value of y increases.
By how much does the value of y increase when the value of x increases by 1?

		Increase by 1	Increase by 2	Increase by 3	Increase by 4			
x	0	1	2	5	8	11	15	17
y	0	2	4	10	16	22	30	34
		Increase by 2	Increase by <input type="text"/>	Increase by <input type="text"/>	Increase by <input type="text"/>			

The rule of how the water increases.

When you pour 1 L of water, the depth increases by cm.

3 Study the expressions on the right and use the corresponding values of x and y to calculate $y \div x$.

$$2 \div 1 = \square$$

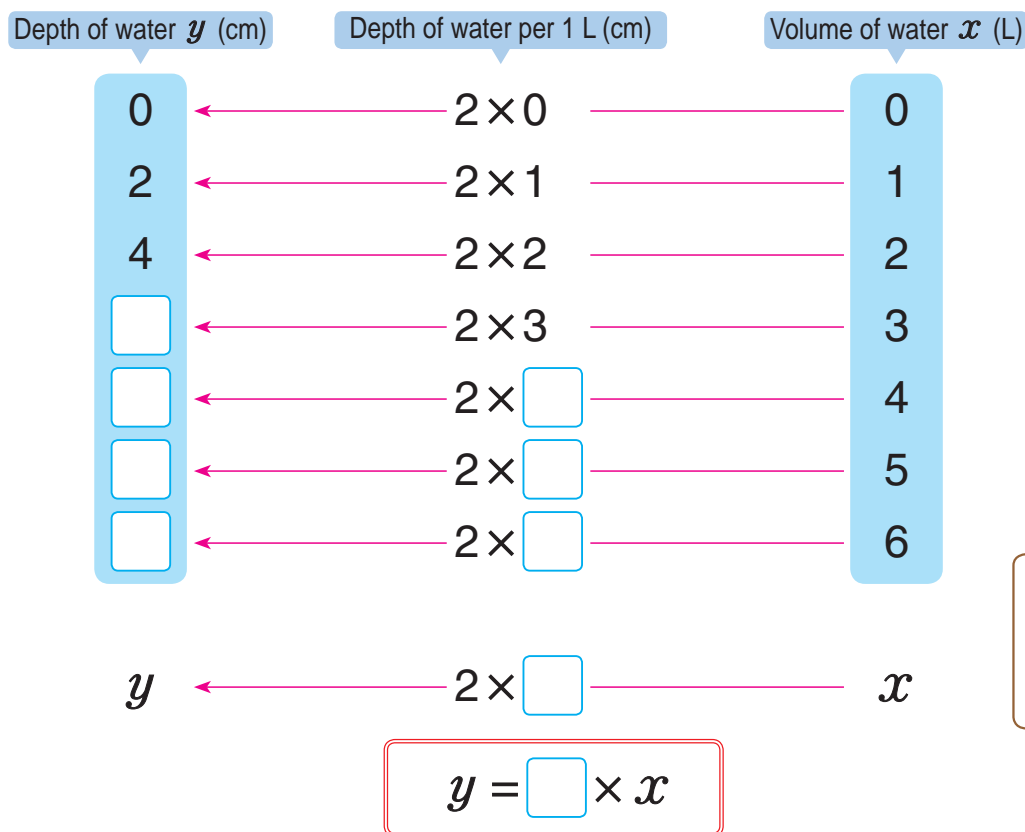
$$4 \div 2 = \square$$

$$6 \div 3 = \square$$

⋮

- Ⓐ What does the quotient of $y \div x$ mean?
- Ⓑ Compare the quotient and the rule of how the water increases.

4 Use the information that 1 L of water makes 2 cm of depth, let's investigate the relationship between the volume of water and the depth and represent the relationship of x and y in a mathematical sentence.



Depth of water per 1 L does not change.



5 Let's use the mathematical sentence above to find the depths when you pour 10 L and 20 L of water into the tank.

5 Let's represent the relationship of length of a wire x cm and weight y g in a mathematical sentence.

Length of a Wire and Weight

Length x (cm)	1	2	3	4	5	6
Weight y (g)	20	40	60	80	100	120

- 1** Find the quotient of $y \div x$.
- 2** Represent the relationship of x and y in a mathematical sentence.

$$y = \square \times \square$$

- 3** Find the weight of 12 cm of wire.



When there are 2 changing quantities x and y , and y is proportional to x , their relationship can be represented in the mathematical sentence below.

$$y = \text{constant number} \times x$$

The constant number in a proportion relationship represents

- 1** How much value of y increases when x value increases by 1.
- 2** Quotient of $y \div x$.
- 3** Value of y when value of x is 1.

 **Exercise**

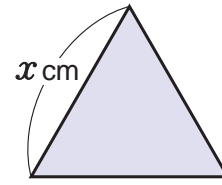
Let's represent the relationship between the time that a car travels, x hour and the distance y km in a mathematical sentence.

Time and Distance, Running at Speed of 40 km per Hour

Time x (hours)	1	2	3	4	5	6
Distance y (km)	40	80	120	160	200	240

$$128 = \square \times \square - \square$$

- 6** Represent the side of the equilateral triangle with x cm and its perimeter with y cm.



Side and Perimeter of an Equilateral Triangle

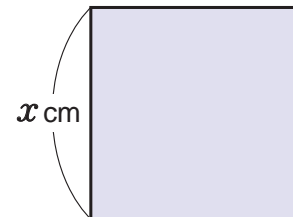
Side x (cm)	1	2	3	4	5	6
Perimeter y (cm)	3	6				

- 1 Let's fill in the table.
- 2 Is y directly proportional to x ?
- 3 Let's represent the relationship of x and y in a mathematical sentence. What does the constant number represent?

When y is proportional to x , it is also represented by a mathematical sentence below.

$$y = x \times \text{constant number}$$

- 7** When the side of the square is x cm and the perimeter is y cm, let's represent the relationship between x and y in a mathematical sentence.



 **Exercise**

Draw the table to show the relationship between x and y and write a mathematical sentence. What does the constant number mean?

- 1 Diameter x cm and perimeter y cm in a circle.
- 2 50 kina ball, x ball and total cost y kina.
- 3 A side x cm and perimeter y cm in a hexagon.


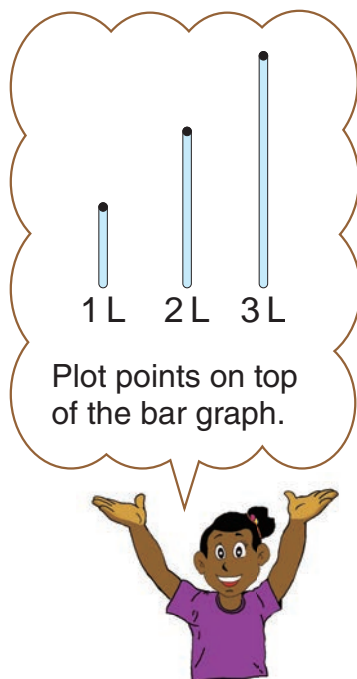
2 Graphs of Proportion

- 1 Let's make a graph that represents the relationship between the volume of water x L and the depth of water y cm when poured into a tank.

Volume of Water and Depth

Volume of water x (L)	0	1	2	3	4	5
Depth y (cm)	0	2	4	6	8	10

- 1 Plot points that represents a pair of values, the value of x and its corresponding value of y , on the graph.



- 2 How are the points lining up?

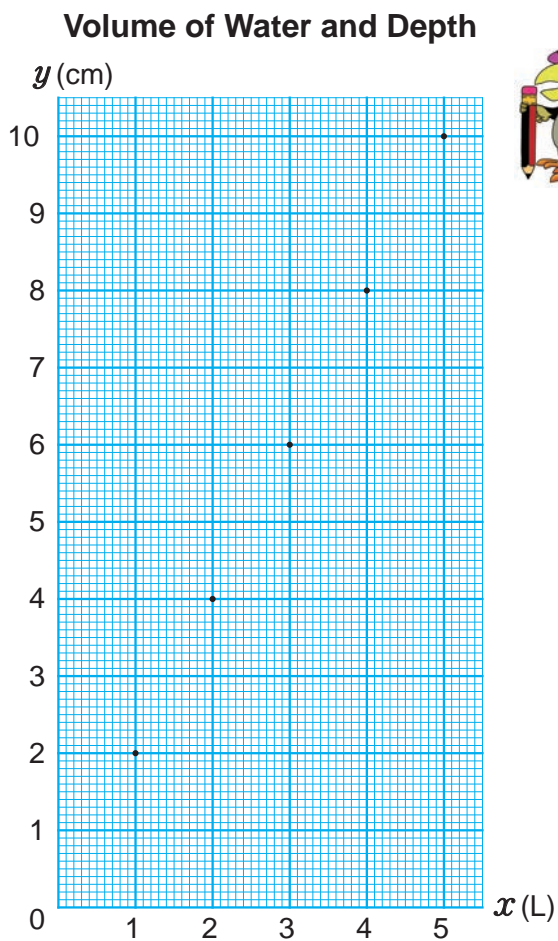
Can we connect the points with a line?



- 3 Complete the table below and plot points that represents a pair of values, the value of x and its corresponding value of y , on the graph below.

Volume of Water and Depth

Volume of water x (L)	0	0.1	0.2	0.5	1	2.4	3.9
Depth y (cm)	0				2		



The mathematical sentence in words is:
 $2 \times \text{volume of water} = \text{depth}$



- 4 Can we connect any two points with one straight line?

x and y can be a decimal.



When you draw a proportional relationship in the graph, it becomes a straight line that goes through the origin.

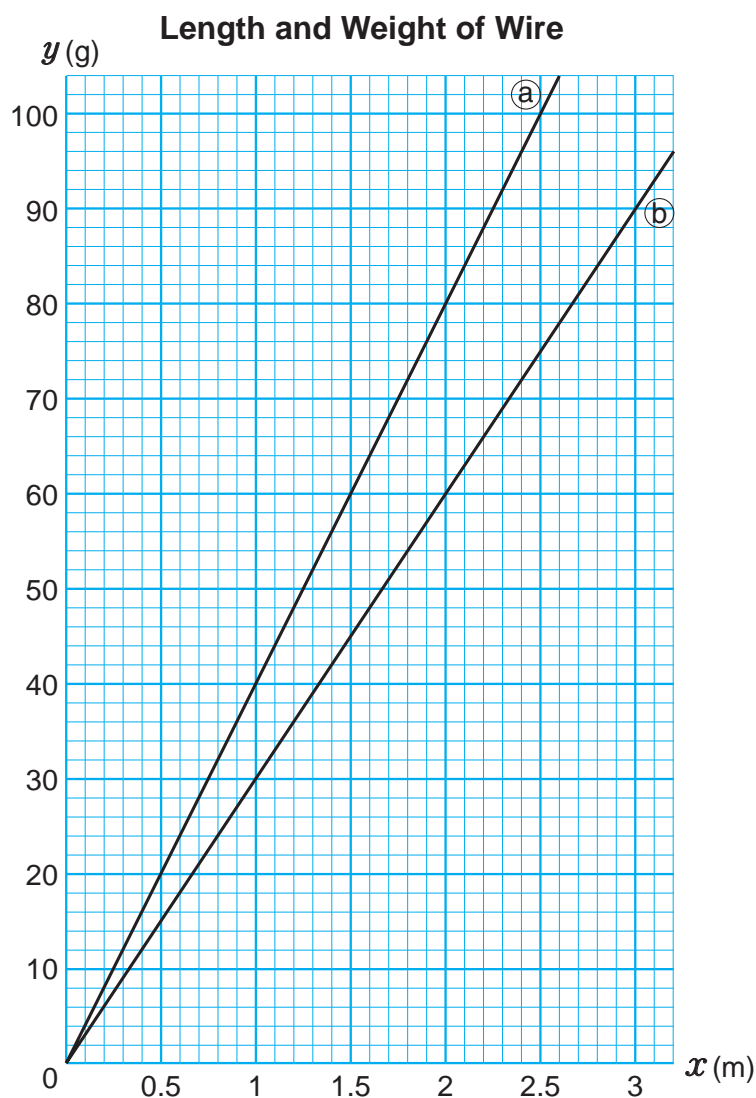
2 The graph below represents the relationships between the length of a wire x m and its weight y g of two different wires (a) and (b).

1 Which wire weighs more?
How did you find it from the graph?

2 Read the lengths or weights of each wire.

- ① Weights of 2.4 m of wire (a) and (b).
- ② Lengths of 48 g of wire (a) and (b).

3 How much is the weight of each wire per m?



4 What do the following wires represent, (a) or (b)?

- (A) 3.8 m and 114 g of wire.
- (B) 4.2 m and 168 g of wire.

3 Using the Properties of Proportion

- 1 The table below represents the relationship between the volume of cola drink and the weight of sugar in it.



Volume of Cola and Sugar

Volume of cola x (ml)	0	1	50	100	150	180	250
Weight of sugar y (g)	0		6	12	18		

- 1 Is the weight of sugar y g, proportional to the volume of cola x millilitres (ml)?
- 2 How many grams of sugar is in 250 ml of cola?



Sare's Idea

250 ml of cola is 5 times more than 50 ml, therefore the weight of sugar is 5 times more.

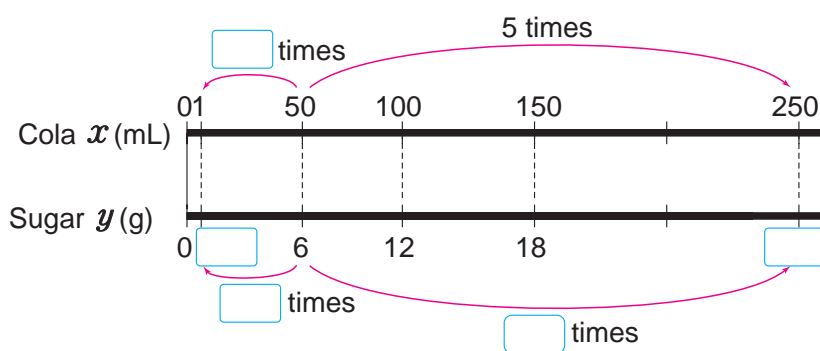
x	50	250
y	6	?



Vavi's Idea

The weight of sugar per millilitre of cola is constant, therefore I can make a mathematical sentence.

x	1	250
y	<input type="text"/>	?



1 sugar cube is 3 g so that is a lot of sugar isn't it?

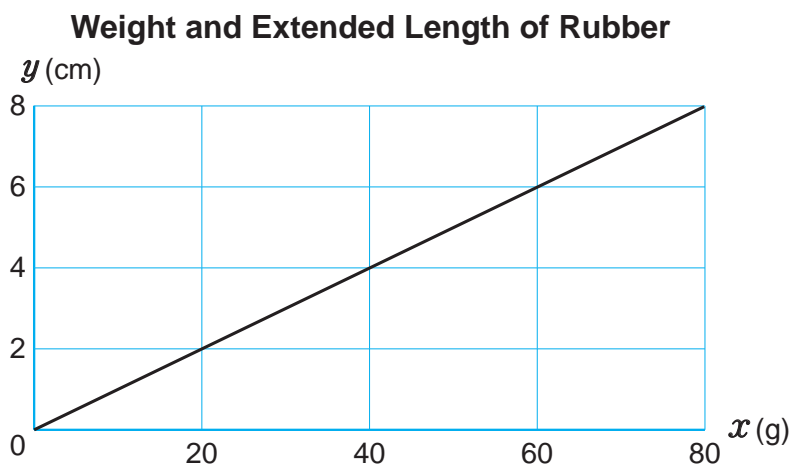


- A Let's find the answer using Sare's idea.
- B Let's represent the relationship between x and y in a mathematical sentence using Vavi's idea.

$$y = \square \times x$$

- 3 How many g of sugar are in 180 ml cola?

- 2** The graph below represents the relationship between the weight x grams and the extended length of rubber y cm.



- 1** If the weight increases by 20 g, how long does the rubber extend in cm?
- 2** Represent the relationship between x and y in a mathematical sentence.
- 3** If you attach a stone onto the rubber and it extends to 13 cm. What is the weight of this stone?

Exercise

The table below represents the relationship between the number of nails x and its weight y g.

Number of Nails and Weight							
Number of nails x (nails)	0	1	50	100	150	200	250
Weight of nails y (g)	0	Ⓐ	300	600	900	Ⓑ	Ⓒ

- 1** Is y proportional to x ?
- 2** Find the number that goes into Ⓐ, Ⓑ and Ⓒ.
- 3** Represent the relationship between x and y in a mathematical sentence. How many nails are there if the weight is 240 g?

Predict the Global Environment



Manus Island

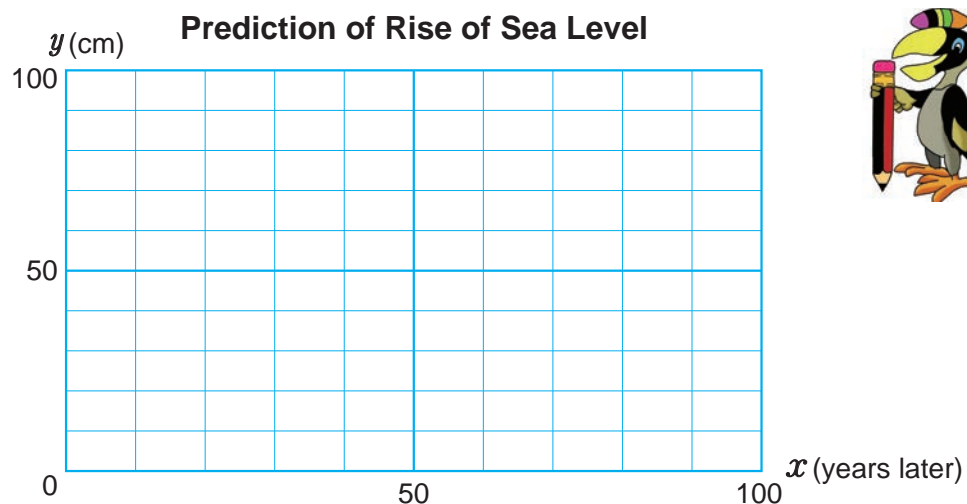
- 3** It is predicted that there will be a lot of influence on our lives due to global warming. One of the influences is the rise of sea level due to the melting of ice in the North Pole and the part of land could be covered by the ocean because of it.

Predict the rise of sea level by using the idea of proportion.

- 1** There are a lot of predictions about how fast the sea level will rise.

Make a graph for each of the three predictions below and calculate how much the sea level will rise in cm.

- Ⓐ Rise 12 cm in past 100 years. It will continue to rise.
- Ⓑ Rise 4 cm in next 10 years.
- Ⓒ Rise 6 cm in next 10 years.



- 2** After how many years, will the land that is 50 cm above the sea level be covered by the sea completely?



(Funafuti, Tuvalu)

EXERCISE


1 Complete the tables below.

Pages 120 to 125



1 **Number of Pencils and Price**

Number of pencils x (pencils)	1	2	3	4	5
Price y (toea)	50	100			



2 **Walking Time and Distance**

Time x (hours)	1	2	3	4	5
Distance y (km)	4	8			



2 Represent the following relationship of x and y in a mathematical sentence.

Pages 123 to 129



Length and Weight of Wire

Length x (cm)	0	1	2	3	4	5	6
Weight y (g)	0	3	6	9	12	15	18

3 A ribbon costs 80 toea per 1 m.

Pages 130 to 134



1 Show the relationship between the length of ribbon x cm and its cost y toea in the table below.

Length and Price of Ribbon

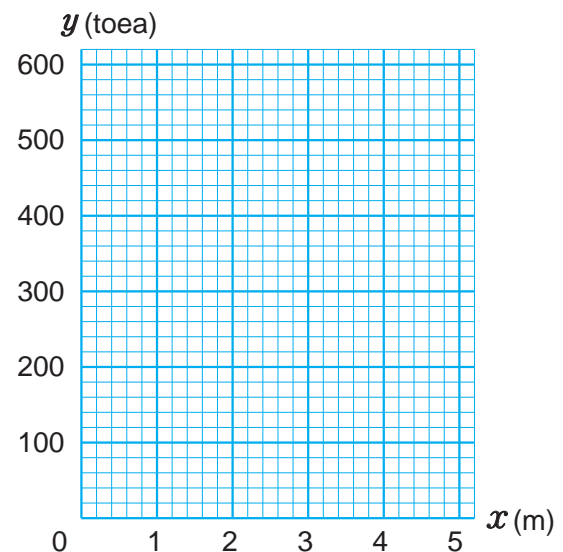
Length x (cm)	0	1	2	3	4	5
Cost y (toea)	0	80				



2 Represent the relationship of x and y in a mathematical sentence.

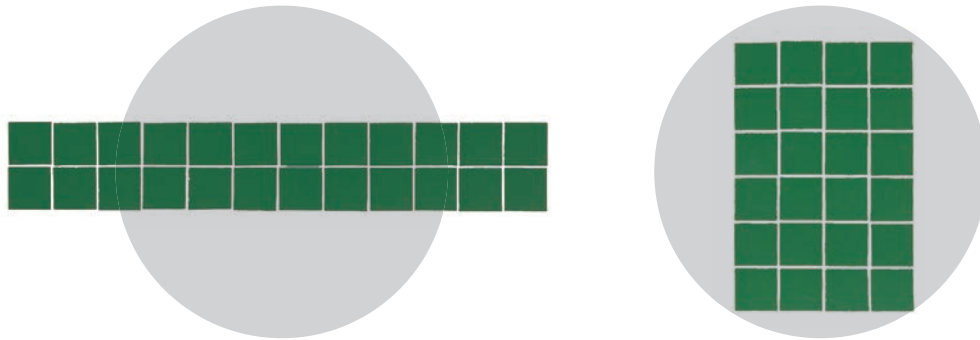
3 Show the relationship of values x and y , on the graph.

Length and Price of Ribbon



4 Inverse Proportion

- 1** How does the length and width of a rectangle with a fixed area of 24 cm^2 change?
- 1** Make many kinds of different rectangles using 24 of 1 cm^2 squares and complete the table below.



Length and Width of a Rectangle with an Area of 24 cm^2

Length x (cm)	1	2	3	4	6	8	12	24
Width y (cm)	24							

- 2** If the value of x changes 2 times, 3 times and so on, how does the value of y change?

Length x (cm)	1	2	3	4	6	8	12	24
Width y (cm)	24							

4 times
 3 times
 1 times
 2 times

times
 times
 times



When there are two changing quantities x and y , and if the value of y changes by $\frac{1}{2}$ and $\frac{1}{3}$ times as the value of x changes 2 and 3 times respectively, we say that y is **inversely proportional** to x .

Proportion can be called direct proportion or inverse proportion.

Compare direct and inverse proportion.



- ③ If the value of x changes $\frac{1}{2}$ and $\frac{1}{3}$ times, how does the value of y change?

Length x (cm)	2	3	6
Width y (cm)	12	8	4

Diagram annotations: A pink arrow from 2 to 3 is labeled $\frac{1}{3}$ times. A pink arrow from 3 to 6 is labeled $\frac{1}{2}$ times. A blue arrow from 12 to 8 is labeled \square times. A blue arrow from 8 to 4 is labeled \square times.

Exercise

Are two quantities inversely proportional?

- Ⓐ The x cm length and y cm width of a rectangle, when the fixed sum of all its lengths is 24 cm.

Length x (cm)	1	2	3	4	5	6
Width y (cm)	11	10	9	8	7	6

- Ⓑ Speed and time when you ride 100 km by bicycle.

Speed x (km/h)	5	10	20	25
Time y (hour)	20	10	5	4

- 2** Represent the relationship of length x cm and width y cm of a rectangle, when its fixed area is 24 cm^2 in a mathematical sentence and on the graph.

Length and Width of a Rectangle with a Fixed Area of 24 cm^2

Length x (cm)	1	2	3	4	6	8	12	24
Width y (cm)	24	12	8	6	4	3	2	1

- 1** What kind of pattern is there between x and y ?
- 2** Find the product of the corresponding values of x and y .
What does the product mean?

Length (cm)		Width (cm)	=	Area (cm^2)
1	×	24	=	24
2	×	12	=	24
3	×	8	=	<input type="text"/>
4	×	6	=	<input type="text"/>
x	×	y	=	<input type="text"/>



When there are 2 quantities x and y , and y is inversely proportional to x , their relationship can be represented in the mathematical sentence below.

$$x \times y = \text{Constant number}$$

- 3** Find the value of y when value of x is 5.

$$5 \times y = 24$$

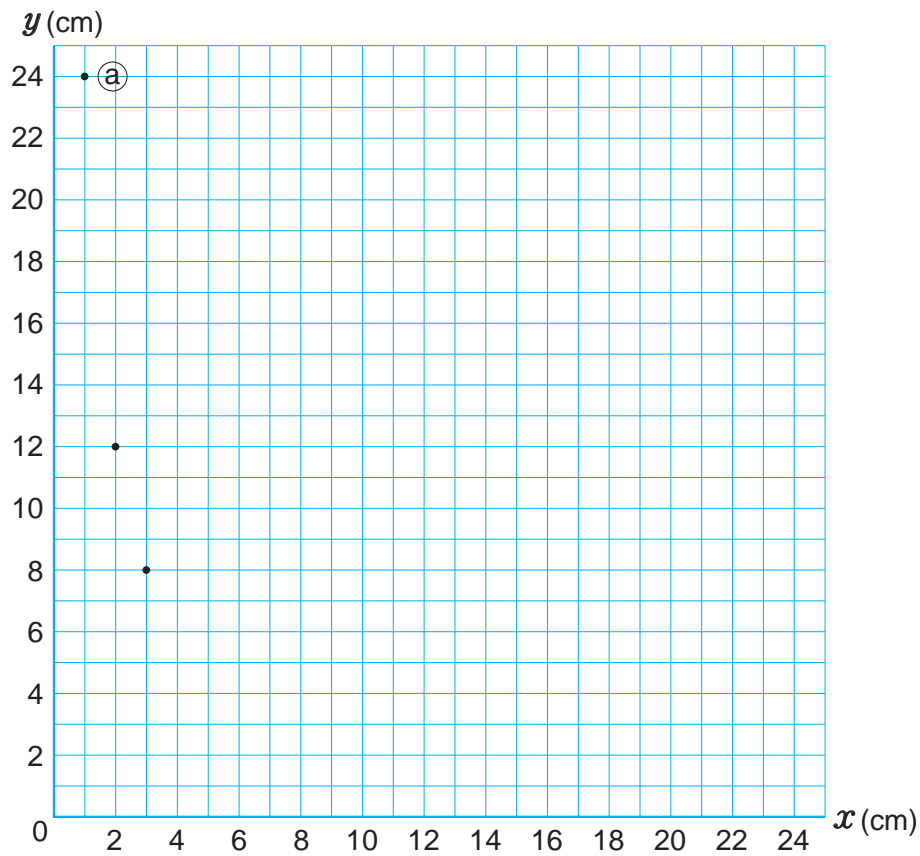
$$y = 24 \div 5$$

When y is inversely proportional to x , it is also represented in the mathematical sentence below.

$$y = \text{constant number} \div x$$

- 4 Plot points on the value of x and its corresponding y value on the graph and connect them with straight lines.

Length and Width of a Rectangle with a Fixed Area of 24 cm²



- 5 Compare it with a graph that shows proportion on page 132.

Point @ is $x = 1$
and $y = 24$.



- 3 There is the job which takes 60 days to complete when 1 person does the same amount of work per day.

- 1 Represent the relationship of x and y in a mathematical sentence.
- 2 Using the mathematical sentence from problem 1, find how many days it takes to complete the job with 5 people.
- 3 Using the mathematical sentence from problem 1, find how many people are needed to complete the job in 10 days.

140 = $\square \times \square - \square$

E X E R C I S E

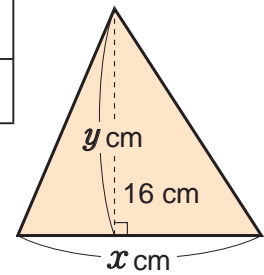
- 1 The table below shows the relationship of the base x cm and height of a triangle y cm which has a fixed area of 16 cm^2 .

Pages 137 to 140



Base and Height of a Triangle, Which Has a Fixed Area of 16 cm^2

Base x (cm)	1		4	5	8		32
Height y (cm)		16			4	2	



- ① Complete the table above.
- ② Is y inversely proportional to x ?
- ③ Represent the relationship of x and y with a mathematical sentence.
- ④ When the base is 10 cm, what will be the height?

- 2 Zoe rides a bike at a speed of 1 km/h for a 100 km distance.

- ① Show the relationship of speed (x) and time (y) in the table.

Relationship of Speed and Time for a 100 km Distance

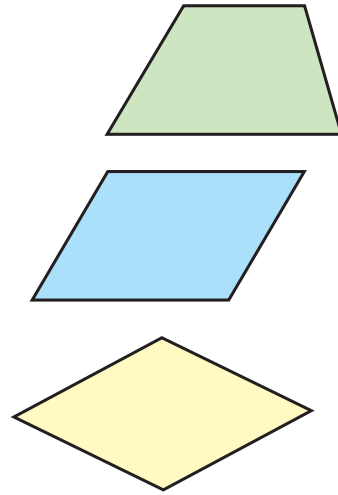
Speed x (km/h)	1	2	4	5	10	20	25
Time y (hours)	100	50		20			

- ② Represent the relationship of x and y in a mathematical sentence.
- ③ What will be the time taken to travel 100 km at a speed of 100 km/h?

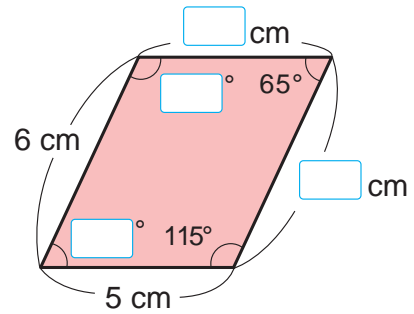
REVIEW

1 Write the correct words in the by looking at the figures on the right.

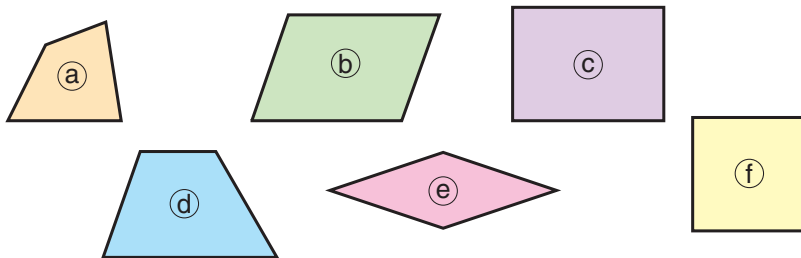
- ① A quadrilateral that has one pair of opposite sides is called .
- ② A quadrilateral in which the opposite sides are both is called .
- ③ A quadrilateral in which all 4 sides are in length is called .



2 The figure on the right is a parallelogram. Fill in the with appropriate numbers. Construct a parallelogram that has the same sides and angles.



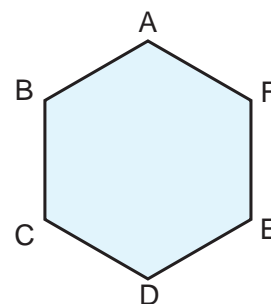
3 Which of these quadrilaterals have the following characteristics?



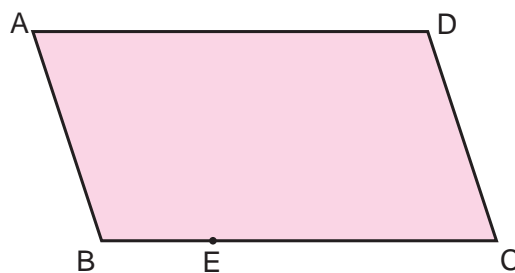
- ① Two pairs of parallel sides.
- ② Four angles of equal size.
- ③ Diagonals of equal length.
- ④ Opposite sides with equal length.
- ⑤ Opposite angles with equal size.
- ⑥ No parallel sides.

4 A regular hexagon on the right has line symmetry.

- ① How many lines of symmetry are there?
- ② When the corresponding point of C is F, draw a line of symmetry on the figure.
- ③ If line CF is the line of symmetry, what is the corresponding point of D?



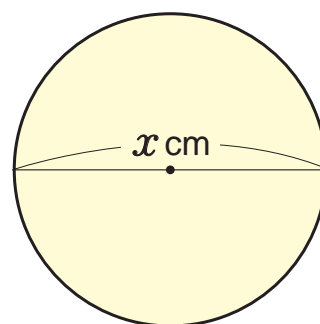
5 The parallelogram ABCD has point symmetry.



- ① Which point corresponds to point D?
- ② Draw the point of symmetry on the figure.
- ③ Draw a point which corresponds with point E on the figure.

6 The mathematical formula to find the circumference of a circle is diameter \times 3.14.

- ① Write an expression to calculate the circumference of a circle with a diameter of x cm.
- ② Use the expression with x to calculate the circumference of a circle with the diameter of 12.56 cm.



How to Explore Data



Earthquake (2018)



South Pacific Games Opening Ceremony (2015)

1 Mean

- 1 The table below shows the data of the highest monthly temperatures in NCD in 2009 and 2016.



Highest Monthly Temperature in NCD (°C)

Month Year	1	2	3	4	5	6	7	8	9	10	11	12
2009	31.0	30.1	28.9	31.3	30.3	30.0	29.9	29.1	30.0	30.8	30.9	30.8
2016	35.5	35.0	35.9	36.0	35.7	35.0	34.8	33.0	34.0	34.7	34.9	35.0

- 1 Let's talk about what you can tell from this table.

There was only slight difference between the temperatures in 2009 and 2016. Temperatures in 2016 were higher than the temperatures in 2009. Why don't we calculate the mean?



The 2 months that recorded the highest temperature in 2009 and 2016 are January and April.



The highest temperature in 2016 is 5 degree Celsius greater than the highest temperature for 2009.



- 2 Ratu looked at the table and decided to compare the average highest monthly temperature of the year.

How is he calculating the mean?

Fill in the with a number and explain.

How to calculate the mean of highest monthly temperature of the year in 2009.

(Sum of highest monthly temperature from January to December) ÷

- 3 Ratu calculated the mean of highest monthly temperatures of the year for each year and said 2016 was hotter than 2009.

Like what Ratu did, calculate the mean and round them off to tenths place and compare them.

 **Exercise**

The number of classes in 16 primary schools in Angoram District, East Sepik Province is shown below.

Calculate the mean and round off to the tenths place.

6, 12, 6, 6, 6, 12, 16, 6, 16, 10, 11, 12, 7, 12, 12, 6

2 The numbers below show the heights of 13 members of a PNG basketball team.

What is the average height of this team in cm?

Round off to the tenths place.



Team PNG - South Pacific Games

188, 198, 179, 183, 191, 205, 195, 196, 185, 203,
187, 194, 199 (cm)

1 Fill in the with numbers and explain how to find the mean.



Sare's Idea

$$(\text{ } + 198 + 179 + 183 + 191 + 205 + 195 + 196 + 185 + 203 + 187 + 194 + 199) \div \text{ } = \text{ }$$

Therefore, the mean is cm.



Vavi's Idea

$$(18 + 28 + 9 + \text{ } + \text{ } + \text{ } + \text{ } + \text{ } + \text{ } + \text{ } + \text{ } + \text{ } + \text{ } + \text{ } + 29) \div \text{ } = \text{ }$$

$$170 + \text{ } = \text{ }$$

Therefore, the mean is cm.

2 Compare Sare's and Vavi's ideas.



How do we get 18, 28 and 9?

$$146 = \square \times \square \div \square$$

2 How to Explore Distribution

▶▶ The following are records of throwing a softball for two groups.



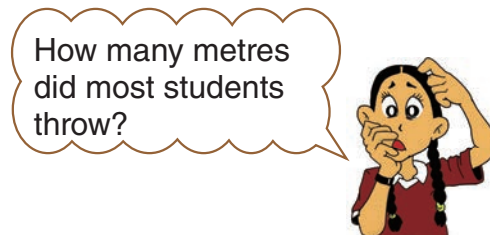
Records of Throwing a Softball

Group A				Group B			
Number	Distance (m)	Number	Distance (m)	Number	Distance (m)	Number	Distance (m)
①	22	⑪	26	①	40	⑪	37
②	31	⑫	16	②	34	⑫	30
③	42	⑬	42	③	26	⑬	28
④	23	⑭	18	④	30	⑭	32
⑤	24	⑮	22	⑤	19	⑮	42
⑥	35	⑯	38	⑥	21	⑯	37
⑦	45	⑰	29	⑦	33	⑰	30
⑧	23	⑱	28	⑧	16	⑱	32
⑨	31	⑲	31	⑨	38	⑲	21
⑩	41	⑳	33	⑩	24		

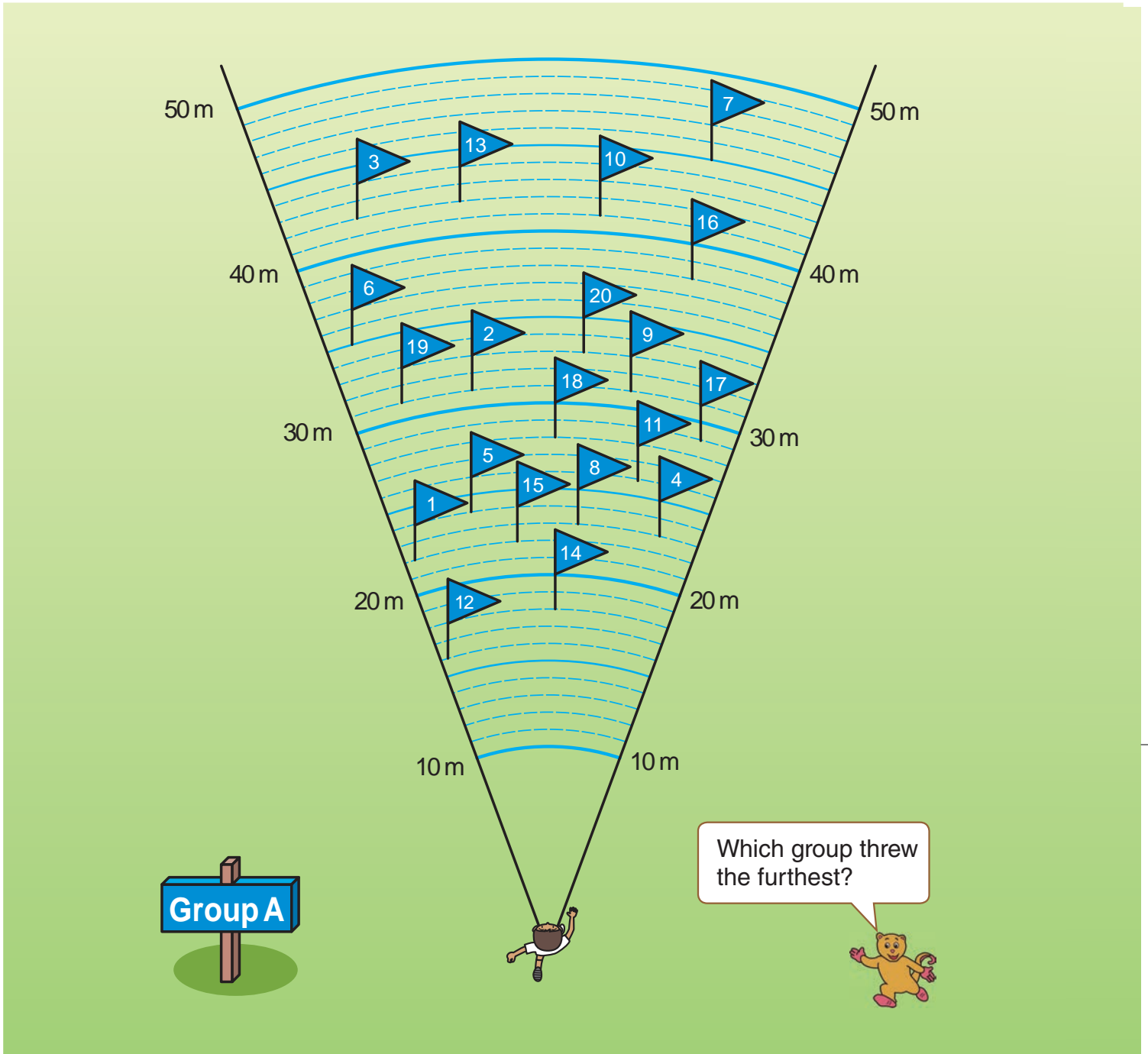
1 Which group has better records? Let's investigate the following statistics and talk about it.

1 Best and worst record

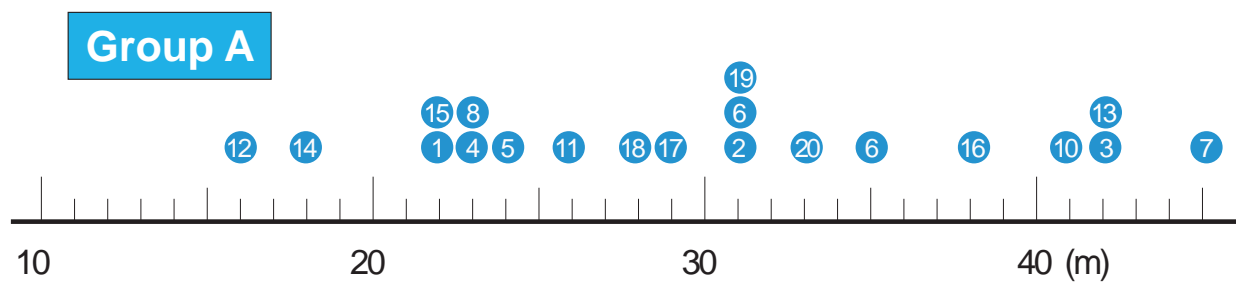
2 Average



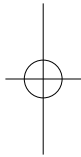
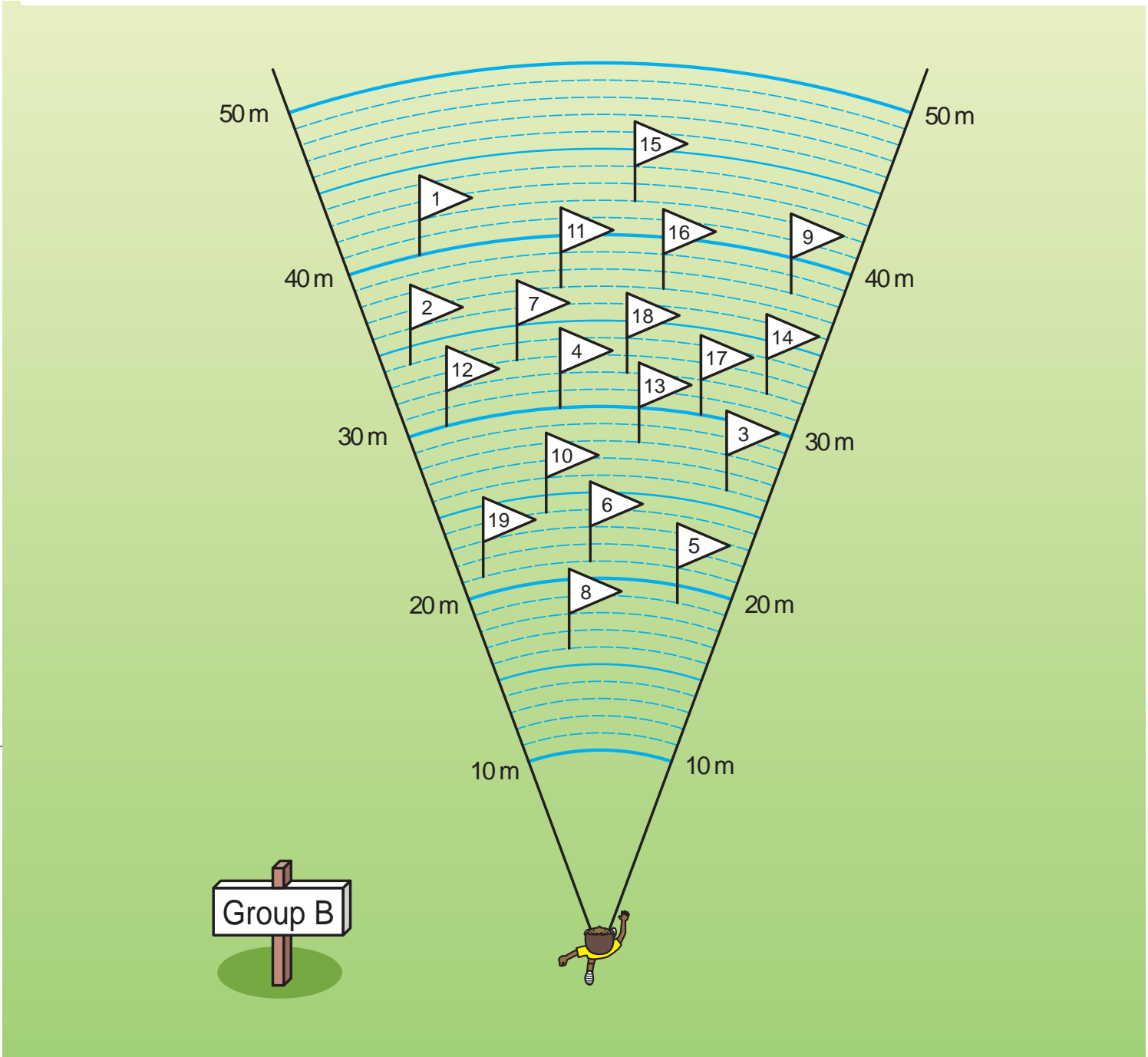
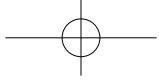
Let's investigate the data in various ways.



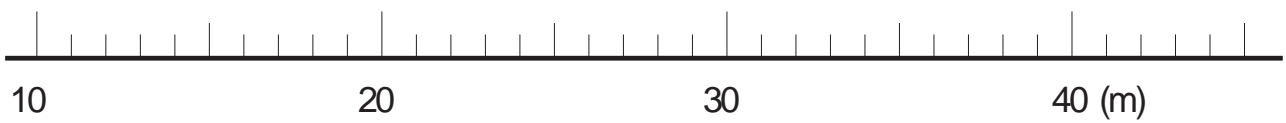
2 To make the records easy to read, represent each data on the number line. Data for group A is done. Do the same for group B and compare the distribution.



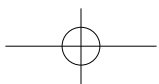
148 = $\square \times \square \div \square$



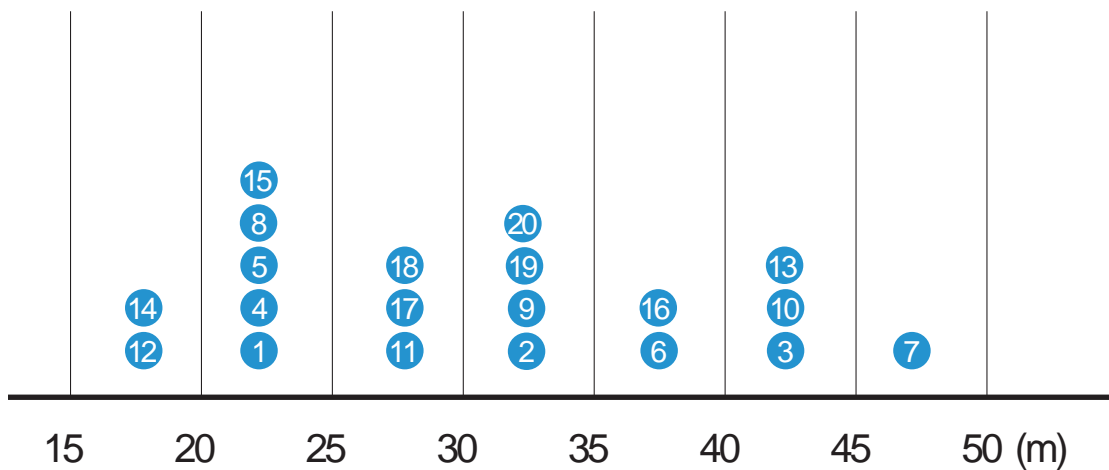
Group B



$$\square \times \square + \square = 149$$



3 To organise the distribution in more detail, they separated the data by intervals of 5 m and made a table.



1 Organise the distribution above in the table.

Record of Throwing a Softball (Group A)

Distance (m)	Number of students
Greater or Equal 15 ~ Less Than 20	
20 ~ 25	
25 ~ 30	
30 ~ 35	
35 ~ 40	
40 ~ 45	
45 ~ 50	



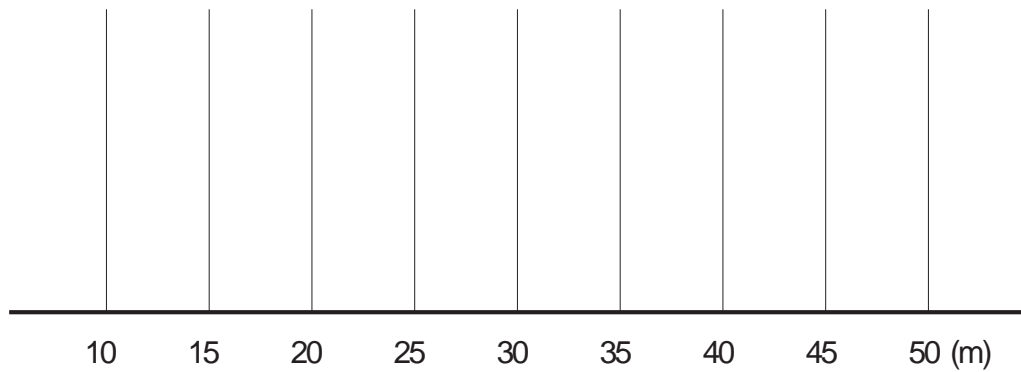
This table includes the shortest to longest records. They divided the recorded distance by 5 m into 7 classes to find out how many students belong to each class.

- 2** How many students belong to the recorded distance that is greater or equal to 25 m and less than 30 m?
- 3** In which class greater or equal to and less than do 4 students belong to?

150 = $\square \times \square \div \square$

4 Explore the data for group B and compare it with group A.

1 Separate the records by intervals of 5 m and complete the table.



2 Record the distribution above in the table.

Record of Throwing a Softball (Group B)

Distance (m)	Number of students
Greater or Equal 15 ~ Less Than 20	
20 ~ 25	
25 ~ 30	
30 ~ 35	
35 ~ 40	
40 ~ 45	
45 ~ 50	



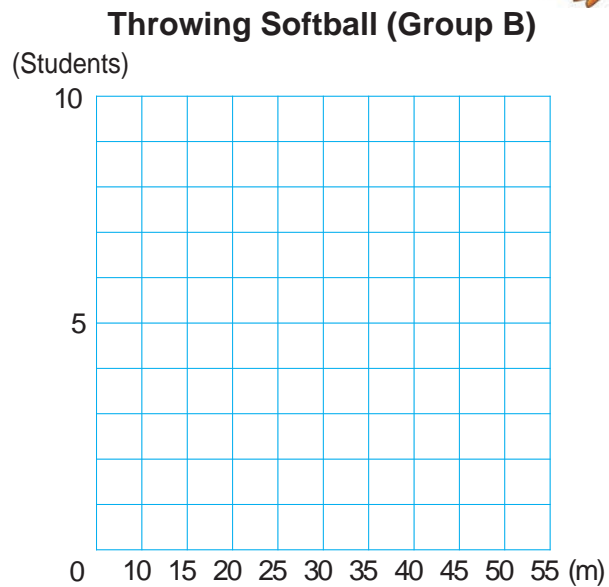
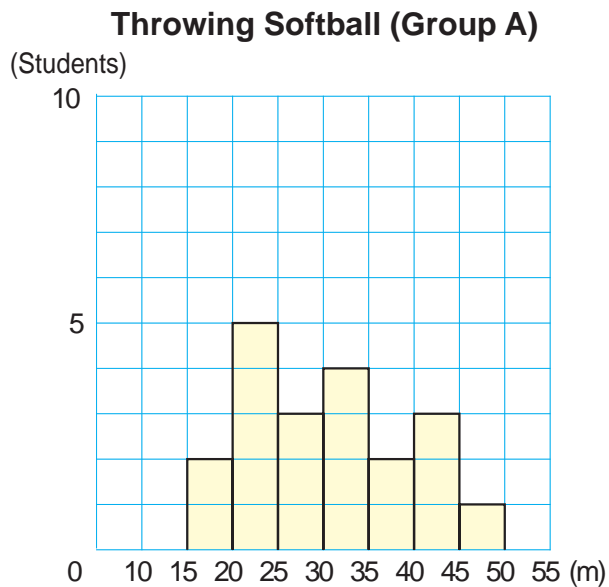
3 Compare the records of group A and B.

- (A) Which group has more records that are greater or equal to 40 m?
- (B) Which group has more records that are less than 25 m?
- (C) Which group has more records that are greater or equal to 25 m and less than 35 m?

Histogram

5 Based on the table of group A on page 150, they drew a graph to compare the distribution records of throwing a softball in group A and B.

- 1** How many students threw a softball greater than or equal to 35 m and less than 40 m in group A?
- 2** In which class, greater or equal and less than, does 1 student belong to in group A?



The graph, which looks like the above, is called a **histogram**. It is easy to read the distribution by looking at the bars. In the **histogram**, the horizontal axis represents the range and vertical axis represents how many students are in each range.

- 3** Draw a histogram for group B.

4 Compare the shapes of the 2 histograms and discuss about how they are distributed.

5 In which class, greater or equal and less than, do most students belong to in each group?



What is the percentage ratio of this class out of all for each group?

6 In which class, greater or equal and less than, does the fifth student belong to for each group?

6 Fill in the table to compare the distribution records of group A and B.

What can you tell from this table?



	Group A	Group B
Longest Record (m)		
Shortest Record (m)		
Mean (m)		
Class that most students belong to (m)	Greater or Equal ~ Less Than	Greater or Equal ~ Less Than
Percentage (%) of students whose record is less than 20 m.		
Percentage (%) of students whose record is greater or equal to 20 m and less than 35 m.		
Percentage (%) of students whose record is greater or equal to 40 m.		

7 Let's investigate the records of throwing a softball in your school.

- 8 The data below shows the record of throwing a softball for grade 6 boys in West Primary School.



Record of throwing a softball

No	Distance	No	Distance	No	Distance
(1)	35 (m)	(12)	22 (m)	(23)	42 (m)
(2)	13	(13)	42	(24)	34
(3)	42	(14)	17	(25)	44
(4)	26	(15)	15	(26)	19
(5)	24	(16)	29	(27)	36
(6)	22	(17)	38	(28)	14
(7)	45	(18)	18	(29)	21
(8)	23	(19)	28	(30)	24
(9)	31	(20)	34	(31)	43
(10)	41	(21)	48	(32)	22
(11)	17	(22)	30	(33)	37

- 1 How is the record distributed?

The record is distributed between m and m.

- 2 What is the average of the record?

- 3 How many students belong to the recorded distance that is greater or equal to 25 m and less than 40 m?

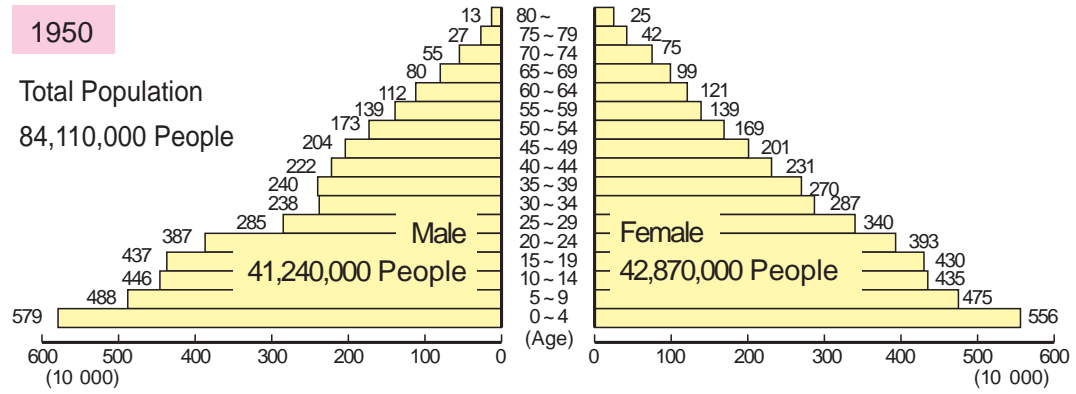
- 4 When ordering the record, whose throw is in the middle of the class?

$154 = \square \times \square \div \square$

P R O B L E M S

1 The type of graph below is a population pyramid. It shows the male and female population by ages in 1950 in Japan.

● Making a graph from data.

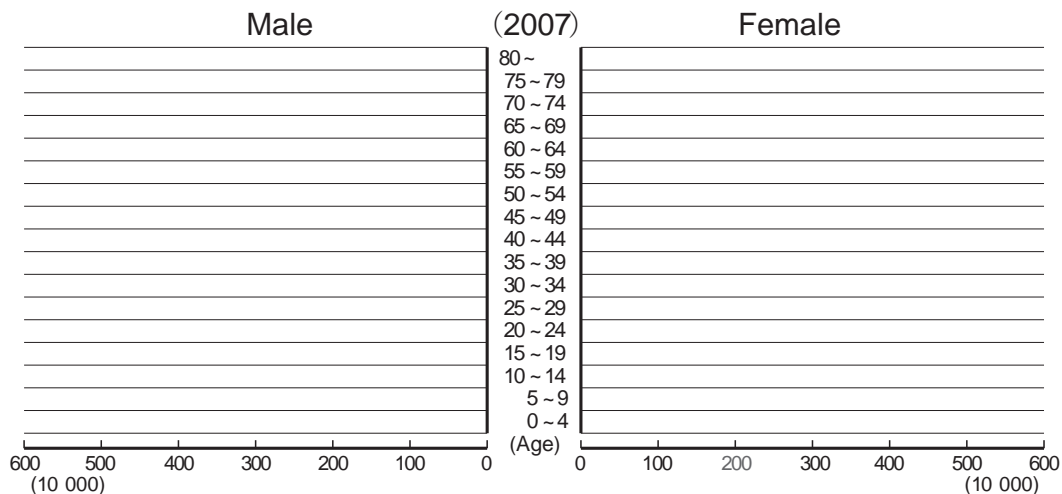


The data below is a table of population of male and female by ages in 2007. Make a population pyramid based on this data.

(10 000)

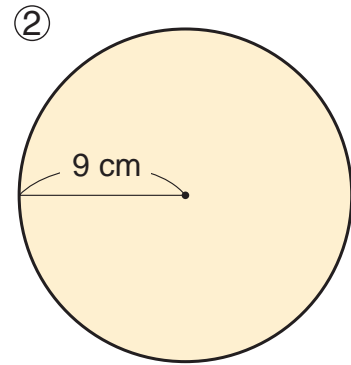
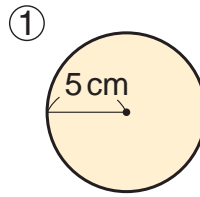
Age	Male	Female	Total of male and female	Age	Male	Female	Total of male and female
0 ~ 4	278	265	543	45 ~ 49	388	385	773
5 ~ 9	301	286	588	50 ~ 54	402	403	805
10 ~ 14	307	292	598	55 ~ 59	516	527	1043
15 ~ 19	322	306	628	60 ~ 64	413	434	847
20 ~ 24	372	352	724	65 ~ 69	375	409	784
25 ~ 29	397	383	780	70 ~ 74	319	373	692
30 ~ 34	475	462	936	75 ~ 79	241	316	557
35 ~ 39	476	466	943	80 ~	235	478	714
40 ~ 44	414	408	822	Sum Total	6231	6546	12777

(The numbers are rounded off, therefore, some calculations do not match.)



REVIEW

1 Calculate the circumference and the area of these circles.

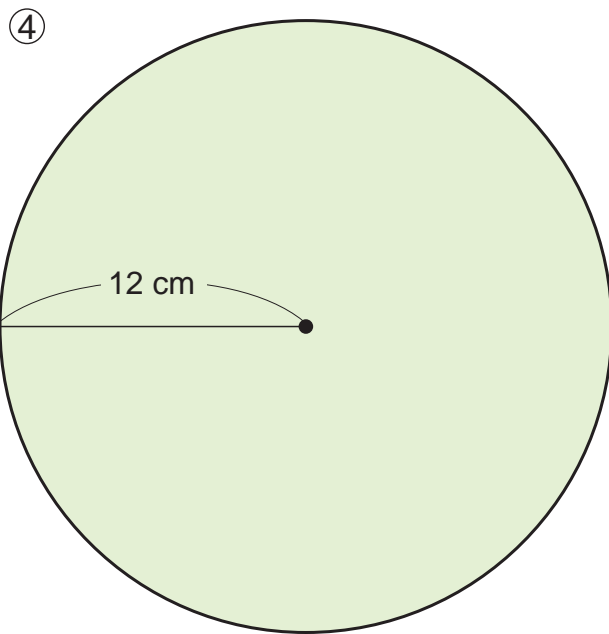
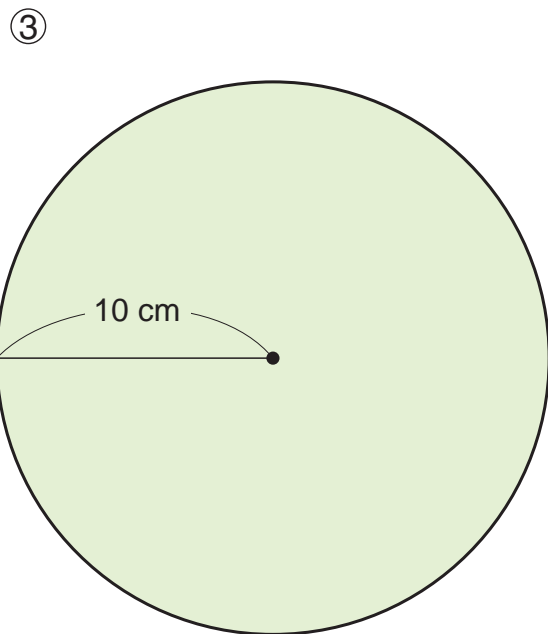
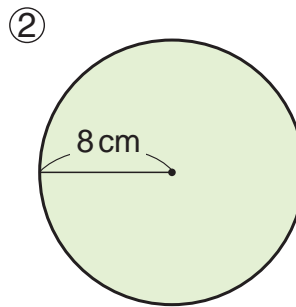
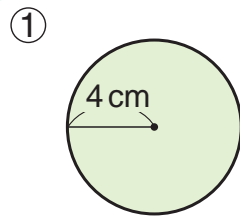


2 Calculate the diameter and the area of these circles.

① A circle with 9.42 cm circumference.

② A circle with 18.84 cm circumference.

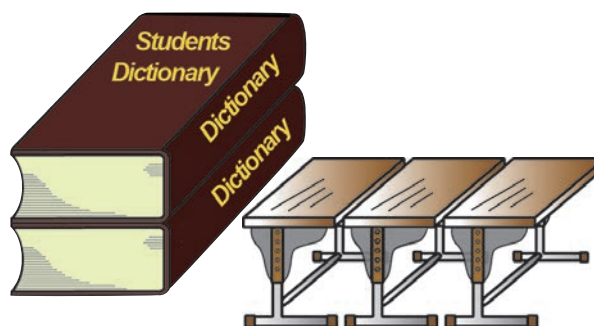
3 Find the circumference and area of the following:



Quantity and Unit

1 How to Represent Quantity

There are many kinds of quantities for things. For example, there are number of pages, length and width, area of cover, weight and volume for books.



There are number of pieces, weight, area and volume of desks.

“2 volumes” or “3 books” are used to describe number of books.

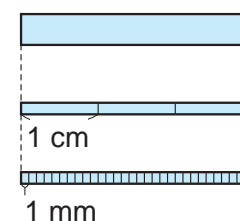
“5 m” is used to describe the length of a string and “2.3 kg” is used to describe the weight of clay.

There are two types of quantities. One quantity describes something countable that is discrete, like the number of books or desks and the other quantity describes things that are not separated but continuous like the length of string or weight of clay.

	How to count	Unit of number
Discrete quantities	<ul style="list-style-type: none"> Count by piece. Represented by whole numbers. 	piece, person, sheet, etc.
Continuous quantities	<ul style="list-style-type: none"> Select unit and measure. Can be in decimal or fraction. 	m, L, kg, m ² , cm ² , minute, etc.

Units like 3 m, 3 cm, 3 L, 3 kg and 3 m² are used for quantities like length, volume or weight and are also standard scales.

For example, 3 cm represents length in cm and tells us it is 3 of 1 cm. If we measure 3 cm in units of millimetre it is 30 of 1 mm, therefore it is 30 mm.



1 What units of measurement are used to represent the following quantities?

Organise the information on the table.

	Units used
① Distance from home to school	
② Volume of juice	
③ Weight of a bag	
④ Weight of an elephant	
⑤ Area of classroom	
⑥ Area of an island	
⑦ Time taken to go to school	

Let's think about other units that are used around you.



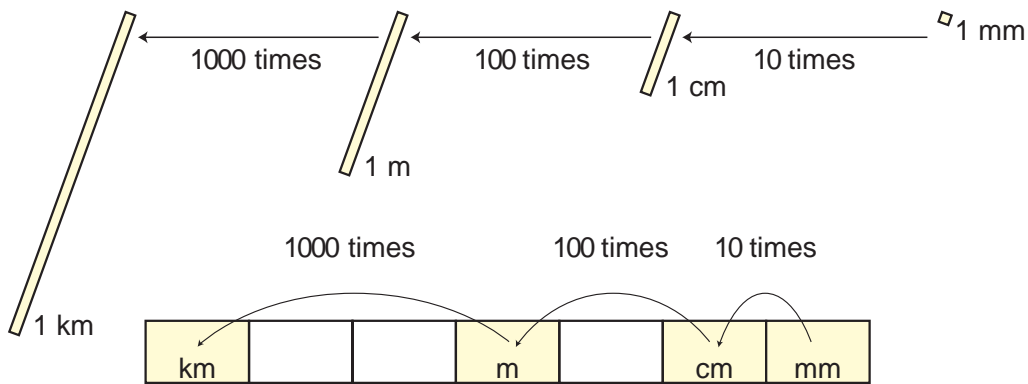
158 = $\square \div \square - \square$

2 Units of Length: km, m, cm, mm

1 What units of measurement are used to represent the following lengths?

- 1 Length of the Fly River.....1050
- 2 Length of a swimming pool.....25
- 3 Width of a textbook.....25.7
- 4 Thickness of an exercise book.....4

2 Let's integrate the relationship of the units of length.



3 Fill in the with a number.

- 1 $6 \text{ m} = \text{ } \text{cm}$
- 2 $2 \text{ km} = \text{ } \text{m}$
- 3 $124 \text{ cm} = \text{ } \text{m}$
- 4 $0.5 \text{ cm} = \text{ } \text{mm}$

Convert Unit

$0.6 \text{ km} = \text{ } \text{m}$

	km			m		cm	mm
	0	.	6				
			6	0	0		

Use the unit converting tool in the appendix and find out.

In this situation, 6 is in the first decimal place, so move the strip inside on the unit converting tool and set the number 1, one place below km. Then, recognise the number of 0 and read the place value for 6.

3 Units of Area: km^2 , ha , a , m^2 , cm^2

1 What units are used to represent the following areas?

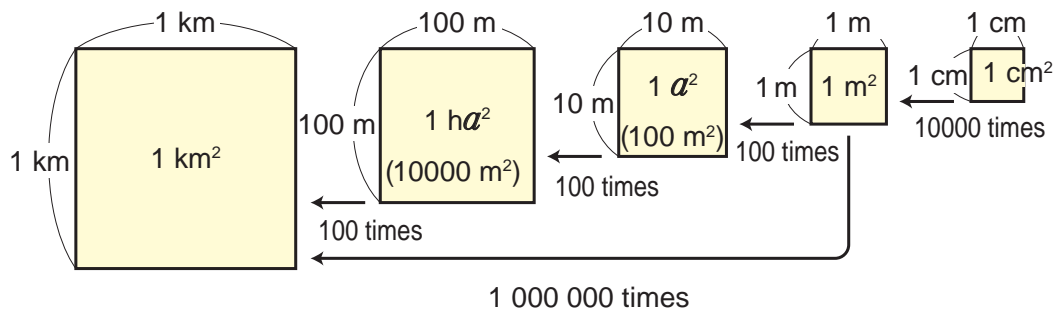
- 1 Area of Central Province.....29998 .
- 2 Area of a tennis court.....2 .
- 3 Area of a surface of swimming pool in a school.....375 .
- 4 Area of a postage stamp.....5.5 .

You learned that there are units of area like cm^2 , m^2 , km^2 , a and ha in grade 4.

$1 \text{ a} = 100 \text{ m}^2$ $1 \text{ ha} = 100 \text{ a} = 10000 \text{ m}^2$

2 Units of area are made based on units of length.

Let's integrate the relationship of units of area.



Side length of a square	1 km	100 m	10 m	1 m	1 cm
Area of a square	1 km^2	1 ha 10000 m^2	1 a 100 m^2	1 m^2	1 cm^2

Convert Unit

7 $\text{km}^2 =$ ha

	km^2		ha		a		m^2				cm^2
	7										
	7	0	0								

160 = \div -

4 Units of Volume: m^3 , cm^3 , kL, dL, mL

1 What units are used to represent the following volumes?

1 Volume of water in a school swimming pool.....375 .

2 Volume of an eraser.....8 .

3 Volume of a pack of milk.....1 .

4 Volume of water in a plastic bottle.....500 .

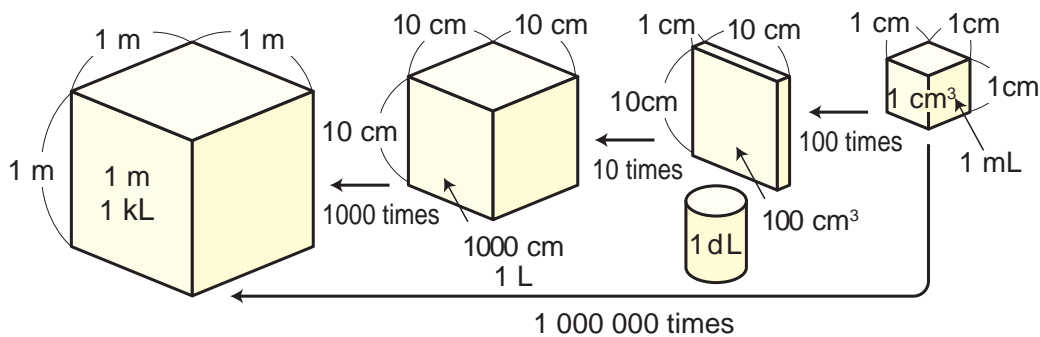


Use L as a standard unit for dL or mL.
There is a unit called **kilolitre (kL)**.

$$1\text{kL} = 1000 \quad \text{L} = 1 \text{ m}^3$$

2 Units of volume are also made based on units of length.

Let's integrate the relationship of units of volumes.



Side length of a cube	1 m	10 cm		1 cm
Volume of a cube	1 m^3 1 kL	1000 cm^3 1 L	1 dL	1 cm^3 1 mL

Convert Unit

$$0.5 \text{ m}^3 = \text{ } \text{L}$$

	m^3			L	dL		cm^3
	kL						mL
	0	5					
		5	0	0			

5 Units of Weight: t, kg, g, mg

1 What units are used to represent the following weights?

1 Weight of an adult male.....65 .

2 Weight of a small paper clip...1 .



There is a unit called **milligram (mg)** other than ton(t), kg and g for units of weight.

Sample of Nutrition Information

Protein	39 g
Fat	22.7 g
Carbohydrate	48.0 g
Sodium (Salt)	86 mg

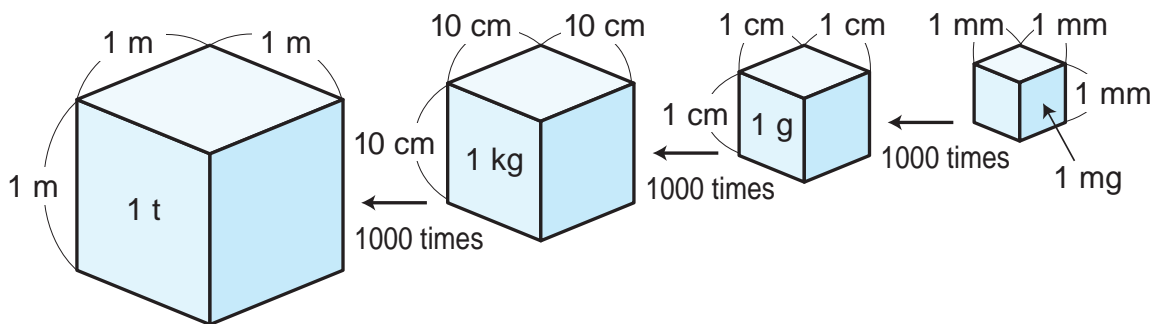


$$1 \text{ mg} = \frac{1}{1000} \text{ g}$$

2 Weight of 1 cm³ of water is 1 g.

1 Find the volumes of the following cubes.

2 Let's integrate the relationship between volume and weight of water.



Convert Unit

4 t = kg

	t			kg			g			mg
	4									
	4	0	0	0						

6 Metric System

- 1 Group together items that have units of length, area, volume or weight with the prefix: kilo (k), hecto (h), deci (d), centi (c), milli (m).

	k	h	deca da		d	c	milli m
	1000	100	10	1	$\frac{1}{10}$	$\frac{1}{100}$	$\frac{1}{1000}$
Length				metre m			
Area				a			
Volume				L			
Weight				g			



k represents 1000 times, **h** represents 100 times, **da** represents 10 times, **d** represents $\frac{1}{10}$ times, **c** represents $\frac{1}{100}$ times and **m** represents $\frac{1}{1000}$ times.

Use units like **m** for metre or **kg** for kilogram as standard units. The system of units that are multiples of 10 is called the **metric system**.

Exercise

- 1 Fill in the with a number.

① $1 \text{ m}^2 = \text{ } \text{cm}^2$

② $1 \text{ kL} = \text{ } \text{L} = \text{ } \text{mL}$

③ $1 \text{ m}^3 = \text{ } \text{cm}^3$

④ $1 \text{ t} = \text{ } \text{kg}$

- 2 There is a rectangular shaped farm with length 50 m and width 20 m.

What is the area of this farm in m^2 ?

Also measure the area in are (a) and hectare (ha).

Units of the Metric System

The standard unit of the metric system for lengths is m for metre and for weights is kg for kilogram.

The system was created in order to have common units for different countries and French scientists took a leading role to determine the units in 1799.

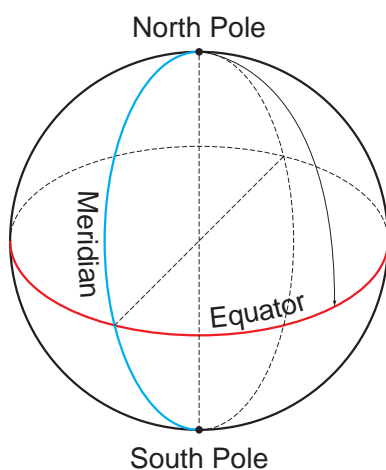
The standard of metre and standard of kilogram were created as prototypes.



Standard of Metre



Standard of Kilogram

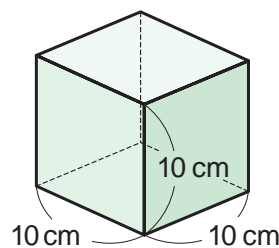


They first defined that $\frac{1}{10000000}$ of the distance of a meridian of the earth from the North Pole to the equator as 1 metre.

However, 1 metre is now defined as the distance of light in vacuum, when it moves $\frac{1}{299792458}$ second.

For the standard unit of weight, 1 kilogram is defined as the weight of 1000 cm^3 of water at 4 degree Celcius water temperature.

The standard of kilogram is still used today as the standard to measure weight.





Big Units and Small Units

There are very big numbers and small numbers around you. We use 0 to 9 to represent these numbers, however, it is difficult if the number is too big. And so, people came up with the idea to divide by 1000 in order to represent big numbers. For example, 1000 times 1 m is 1 km, and 1000 times 1 km is 1 Mm (mega-metre) and 1000 times 1 Mm is 1 Gm (giga-metre). This rule can be used to represent a big number with small numbers. Let's represent the distances between the earth and the moon and the earth and the sun, using the units above.

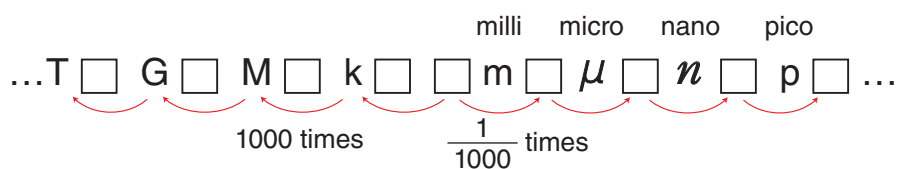
Distance between the earth and the moon

$$\text{About } 384\,000 \text{ km} = \boxed{} \text{ Mm}$$

Distance between the earth and the sun

$$\text{About } 150\,000\,000 \text{ km} = \boxed{} \text{ Mm} = \boxed{} \text{ Gm}$$

It is easy to estimate and compare when we use big units. There are other bigger units which are used for big numbers. There are also smaller units for small numbers which are divided into $\frac{1}{1000}$ parts. These units are often used to represent lengths or weights. When you represent numbers by splitting into 1000 parts, you need to write a unit like m for metre after the number. The relationship between the units is shown below.



\square is a basic unit.

Oh yes, every unit is based on 1000 and $\frac{1}{1000}$



Summary of Grade 3 to 6 Mathematics



Recall all the contents that you learned in 4 years of mathematics and try solving the problems below. After you finish, check by using the answers at the back of the textbook and review the ones you got wrong.

Numbers and Calculations

1 Let's integrate whole numbers and decimals.

Grade 4



1 What do 3, 5 and 7 represent in the following numbers?

(A) 35700

(B) 3050070

(C) 35.07

(D) 3.057

2 How many sets of the numbers in () equal to the following numbers?

(A) 23000 (100)

(B) 23000 (1000)

(C) 2.3 (0.1)

(D) 2.3 (0.01)

2 Let's summarise fractions.

Grades 4 and 5



1 Fill in the with the equality or inequality signs.

(A) $\frac{2}{5}$ $\frac{3}{5}$

(B) $\frac{2}{5}$ $\frac{2}{7}$

(C) $\frac{2}{5}$ $\frac{8}{20}$

2 Fill in the with a number.

Grade 3



(A) $\frac{3}{5}$ is times of $\frac{1}{5}$

(B) $\frac{9}{7}$ is 9 times of

3 Change the mixed fractions to improper fractions or the improper fractions to mixed fractions.

Grade 4



(A) $1\frac{2}{3}$

(B) $4\frac{3}{5}$

(C) $\frac{7}{4}$

(D) $\frac{8}{3}$

3 Let's integrate the relationship of integers, decimals and fractions.

Grade 5



1 Change the following integers and decimals to fractions and fractions to decimals.

- (A) 4 (B) 0.7 (C) 3.08 (D) $\frac{13}{25}$ (E) $1\frac{3}{4}$

2 Line up the following numbers from the smallest to the largest.

- $\frac{2}{5}$ $\frac{1}{3}$ $\frac{7}{15}$ 0.3 0.41

4 Let's consolidate calculations.

Grades 4 to 6



1 Let's calculate.

- (A) $4 + 2 \times 6 - 3$ $(4 + 2) \times 6 - 3$ $4 + 2 \times (6 - 3)$
(B) $4.2 + 1.5$ $4.2 - 1.5$ 4.2×1.5 $4.2 \div 1.5$
(C) $64.8 + 1.8$ $64.8 - 1.8$ 64.8×1.8 $64.8 \div 1.8$
(D) $\frac{2}{5} + \frac{1}{3}$ $\frac{2}{5} - \frac{1}{3}$ $\frac{2}{5} \times \frac{1}{3}$ $\frac{2}{5} \div \frac{1}{3}$

2 Find the value of x .

Grade 6



- (A) $8 + x = 15$
(B) $x \times 7 = 56$

5 Let's organise the properties of whole numbers.

Grade 5



1 Find a number that has 3 divisors from 1 to 50.
2 Find the least common multiple and greatest common divisor for following pairs of numbers.

- (A) (12, 18)
(B) (8, 16)

Quantity and Measurement

Grades 4 to 6



1 Let's integrate quantities of units that are used around you.

1 Fill in the with the appropriate unit.

- (A) Area of the cover of a mathematics textbook is about 470 .
- (B) Volume of milk in a pack is about 200 .
- (C) Weight of an egg is about 50 .
- (D) The longest river in Papua New Guinea is the Fly River and it is about 1050 .

2 Solve the following problems.

- (A) Raka walked 1.6 km. How many more metres does she have to walk in order to say that she has walked 2 km?
- (B) There is a flowerbed in the shape of a rectangle with a length of 3 m and width of 1 m. What is the area of this flowerbed in m^2 and cm^2 ?
- (C) There are 4 plastic bottles that contain 500 dL.
How much water in total can they contain in L and dL?

2 Let's recall how to calculate area.

Grades 4 to 6



1 Write a mathematical formula of how to calculate an area of the following shapes.

Area of a rectangle = \times

Area of a square = \times

Area of a parallelogram = \times

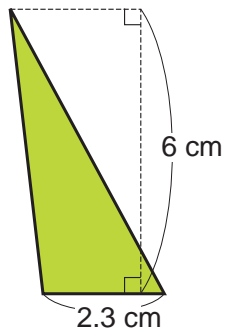
Area of a triangle = \times \div

Area of a circle = \times \times

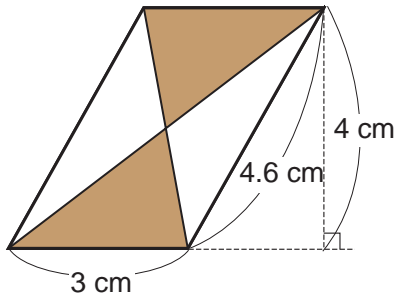
2 Draw 2 figures with an area of 20 cm^2 .

3 Find the area of the coloured part.

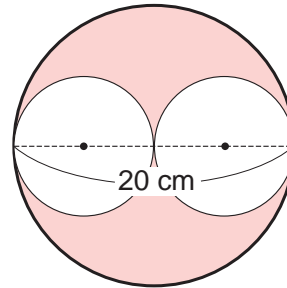
(A)



(B) Parallelogram



(C)



3 Let's recall how to calculate volume.

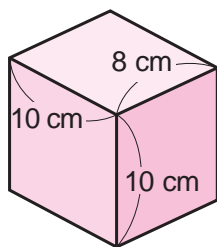


Grade 5

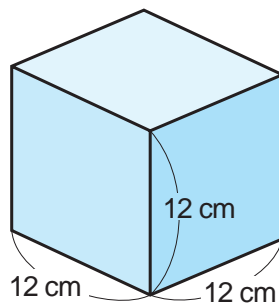


- 1** Write mathematical formulas for calculating the volume of a rectangular prism and a cube.
- 2** Find the volume of the following solids.

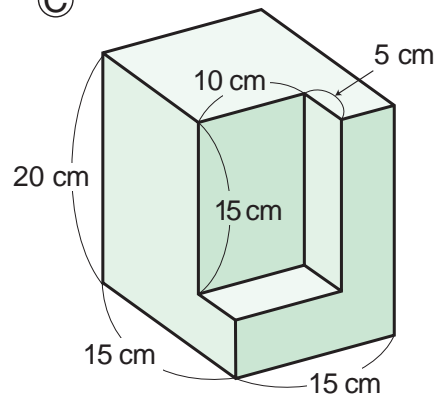
(A)



(B)



(C)



4 Let's recall what we learned about speed.

Grade 6



- 1** Represent the relationship of speed, distance and time in a mathematical sentence.
- 2** Tom walks at a speed of 4 km/hour.
He started walking to get to a place that is 8 km away.
After 1.5 hours, how many more km does he have to walk to reach his destination?

Shapes and Figures

1 Let's organise the characteristics of figures.

Grades 4 and 5



1 Select the figures that have the properties of the following for these four quadrilaterals.

Parallelogram, Rhombus, Rectangle, Square

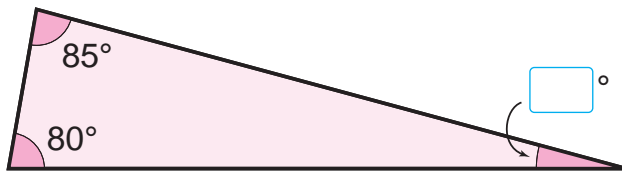
- (A) 2 pairs of sides that are parallel.
- (B) All 4 angles that are right angles.
- (C) 4 sides that are equal in length.
- (D) 2 diagonal lines that are perpendicular.
- (E) Sum of adjacent angles are 180° .

2 Fill in the with the correct angle size.

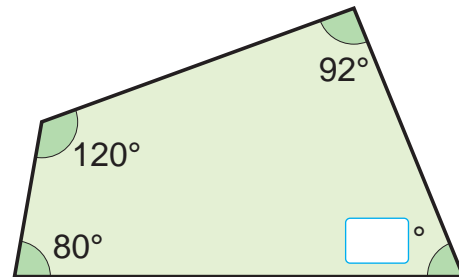
Grade 5



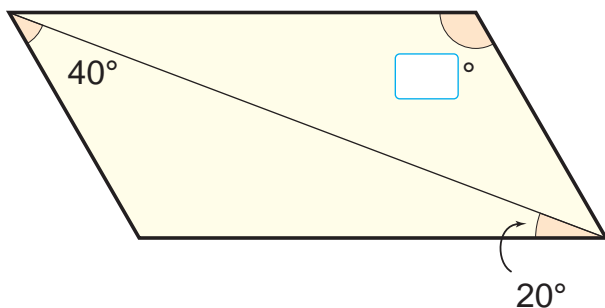
(A) Triangle



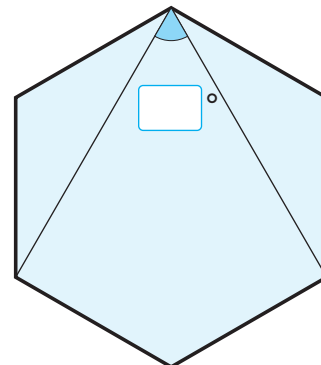
(B) Quadrilateral



(C) Parallelogram



(D) Regular hexagon



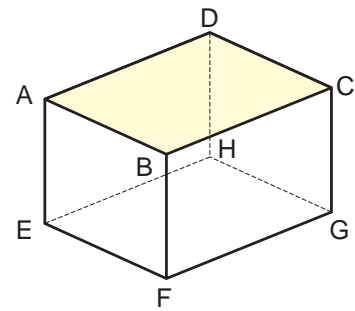
$$170 = \square \div \square \div \square$$

3 Investigate the rectangular prism on the right.

Grade 4



- (A) Which surface is parallel to face ABCD?
- (B) Which side is parallel to side AB?



2 Draw the following figures.

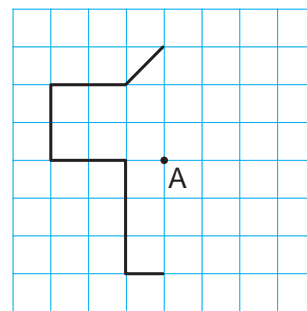
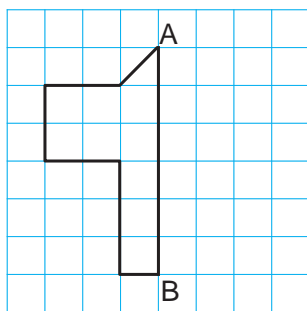


Grade 6



1 Figure with AB as the line of symmetry.

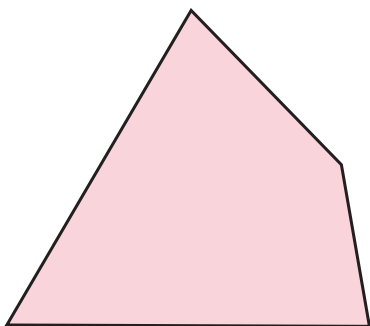
2 Figure with point A as a point of symmetry.



3 Trace the figure below and draw similar figures with the following conditions:

1 Twice enlarged drawing.

2 $\frac{1}{2}$ reduced drawing.



Data and Relations

Grade 5 

1 Let's organise how to represent the relationship of numerical quantities.

- 1** What graph should you use to represent the following?
- (A) Types of imported goods and ratio of imported amount.
 - (B) Change in amount of exports.
 - (C) Oil Palm plantation in each country.



Grade 5 

2 The table on the right represents the number of publications of books and magazines in a year.

- (A) What is the percentage of monthly magazines out of all publications for each year?
- (B) Represent the ratio of each publication on a bar graph for each year and discuss what you noticed.

Number of Magazines in 1995 and 2005
(Unit : One hundred million)

	1995	2005
Special magazine	14.6	12.6
Weekly magazine	19.4	13.3
Monthly magazine	31.2	28.2
Total	65.2	54.1

3 Dan mixes 35 g of flour and 14 g of sugar to make sweet flour balls.

Grade 6 

- (A) If Dan says that the quantity of sugar is 2, how much is the quantity of flour?

$$35 : 14 = \square : 2$$

- (B) You want to make soya flour with the same sweetness. There is 140 g of soya flour, how many g of sugar do you need?

$$172 = \square \div \square \div \square$$

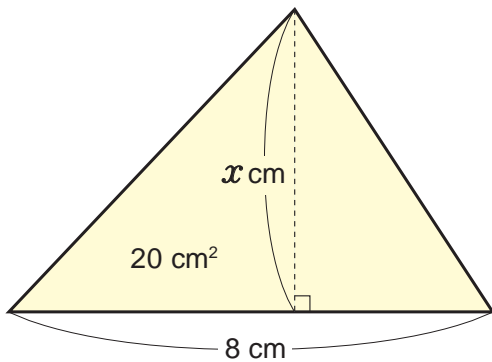
2 Represent quantities with a mathematical sentence or a graph.

Grades 5 and 6

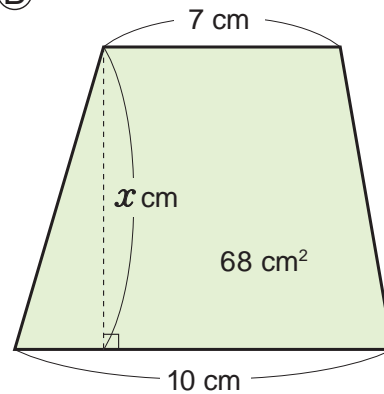


1 Represent the area of the following triangle and trapezoid using a mathematical sentence with x and solve for x .

(A)



(B)



2 Let's investigate the relationship of x and y in the following table (a) and (b).

Grade 6



(a)

Number of people x	2	3	4	6	8
Length of a string per person y (m)	12	8	6	4	3

(b)

Length of a string x (m)	1	2	3	4	5
Weight of a string y (g)	8	16	24	32	40

- (A) In which case is y directly proportional to x ?
In which case is y inversely proportional to x ?
- (B) Represent the relationship of x and y for table (a) and (b) in a mathematical sentence.
- (C) Draw a graph that represents a proportional relationship.

Math Adventure

Part 1

In the world, you can find many beautiful shapes and patterns: Let's explore them.
Let's find endangered animal species, too. ✨



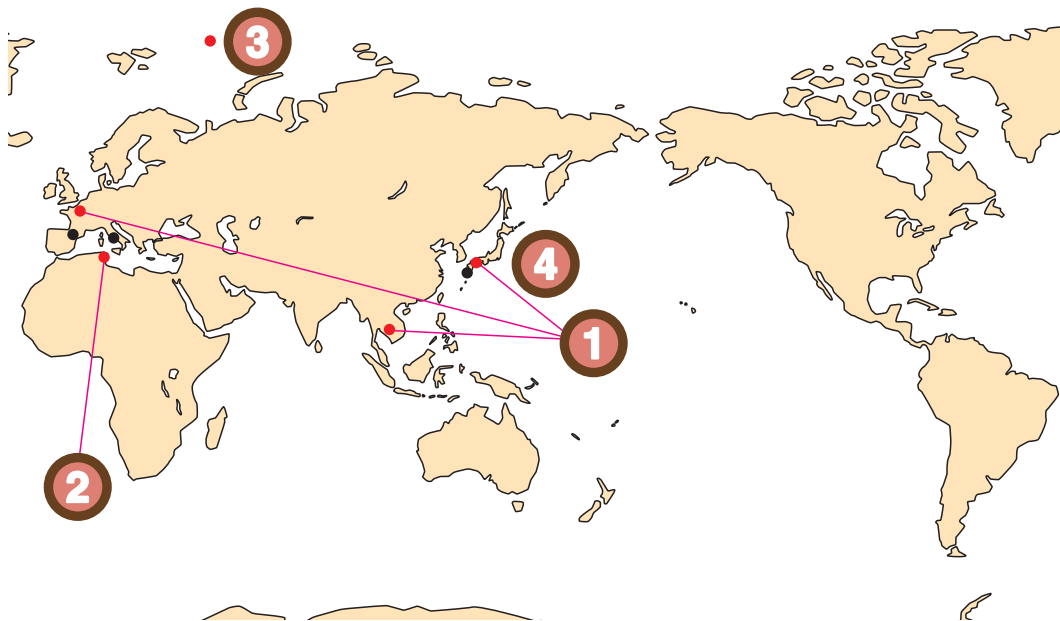
Professor Steven



The places of the fragments



- 1 Beautiful Shapes
- 2 Mosaic Patterns
- 3 Polar Bear Facing in the Crunch
- 4 Dividing a Map by Colouring



Let's go to the places to find the fragments of the key !



1 Beautiful Shapes



World Heritage Sites include a number of ancient buildings. Most of them have beautiful symmetric structures.

The Palace of Versailles in Paris, Itsukushima Shrine in Japan, Angkor Wat Ruins in Cambodia are some of the examples. Let's find other examples.



The Palace of Versailles



Itsukushima Shrine



Angkor Wat



There are a number of symmetric structures in our surroundings.



The Tokyo Tower and the National Parliament are also symmetric in structure.



The shape of a car is also symmetric from the front view.



A Symmetry-structure is beautiful and stable.



While we are walking in town, we can see buildings with beautiful glasses and the reflection in the glasses is symmetric to the real objects.

Yes, I also saw a picture of Mt. Fuji, which is symmetric. Mt. Fuji reflected on the lake, is known as upside-down Fuji.



Reflection of Fuji

In Nagasaki, there is a bridge called Spectacle Bridge because the Bridge looks like spectacles when its reflected on the surface of the river.



Spectacle Bridge

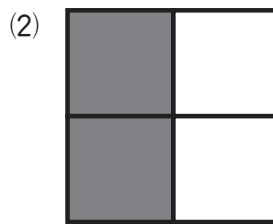




We can see these reflections only when the waters in the lakes and rivers are clear.



Here, let's identify symmetric shapes which can be created by reflection in a mirror.

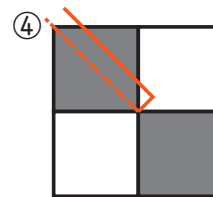
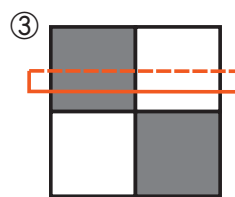
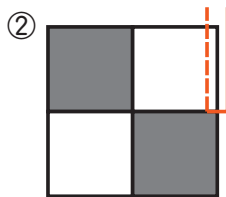
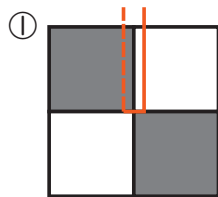
Let's explore the position of the mirror where we can create the images of the same shapes for (1) to (4).



Where should we place the mirror to create the view on the right?



The side represented by --- is the front side of the mirror.



• Let's trace and cut out the fragments on page 198 and paste on the last page.



Let's go to the next place to find the fragments of the key!



2 Mosaic Patterns



There was a country named Carthage which prospered about 2600 years ago in the Mediterranean Sea.

Beautiful mosaic patterns still remain on the floors and walls there even after the country was conquered by the Roman Empire.



Mosaic patterns on the floor in Carthage



There are a number of small square tiles.

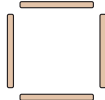


Various paintings were carefully developed by the tiles. How many tiles are necessary for developing them?



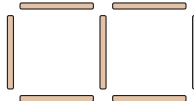
If we represent these square tiles by the same size sticks, how many sticks do we need?

If 1 square,



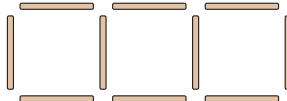
4 sticks.

If 2 squares,



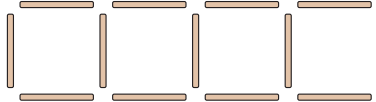
7 sticks.

If 3 squares,



10 sticks.

If 4 squares,



?

If we increase the number of squares, how many sticks do we need?

How about if the number of square is four?



13 sticks.



Have you counted by each?



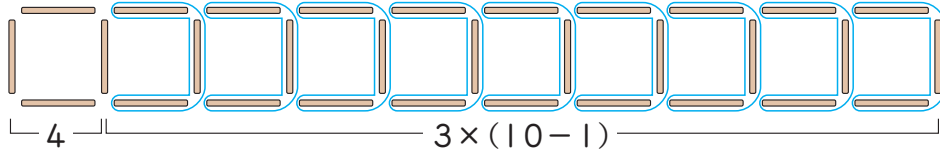
No, the number of sticks was increasing by 3, so I calculated by adding 3 to the last answer which is $10 + 3$.



Now, how many sticks do we need for 10 squares?



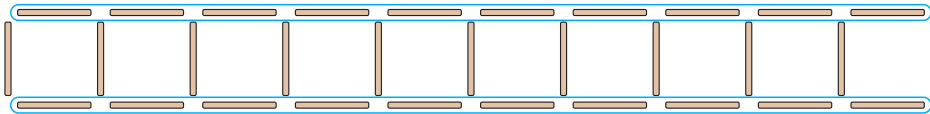
We started with 4 sticks for 1 square and the number of sticks increased by 3 if the number of squares increased by 1, so we can get an answer by $4 + 3 \times 9$. "9" means 9 squares except for the first square. So, we can write $4 + 3 \times (10 - 1)$, too.




I see. If doing so, we can get the number of sticks by the number of squares at once. If we use symbols, we can represent the number of squares by x and the expression for the number of needed sticks is $4 + 3 \times (x - 1)$.



If the number of squares is represented by x , we can represent the number of needed sticks by $x \times 2 + (x + 1)$, too. We can get it if we use the following figure.



A friend developed the expression $x \times 4 - (x - 1)$. How did he think about it? In the following, which figure explains his thinking?



A



B



C



• Let's trace and cut out the fragments on page 198 and paste on the last page.



Let's go to the next place to find the fragments of the key!



3 Polar Bear Facing the Crunch



Polar Bears are animals which live in the coast of the Arctic circle.

The average height of the bear is 2.4 m and its weight is about 750 kg.

But, the number has been gradually decreasing and the government of the United States declared them as endangered species in May, 2008. During the announcement they said, “in the Arctic Ocean, the sea ice which is necessary for polar bears moving and catching food has been decreasing in the past decades because of the impact of Global warming.

If the situation is not changed, they face the danger of extinction in about 45 years.”



I have seen a polar bear trying to eat a seal.



I have seen a baby polar bear on TV and they were so pretty.



Polar bear (Insert: Its family)



That's right. The main food for polar bears is seals. So, they search places to catch their food, moving on the sea ice.

But the sea ice has been decreasing too.

Furthermore, polar bears do not hibernate and so eat food to save fat during the winter and survive by burning its fat during the summer.

But, the summers are getting longer and longer every year.



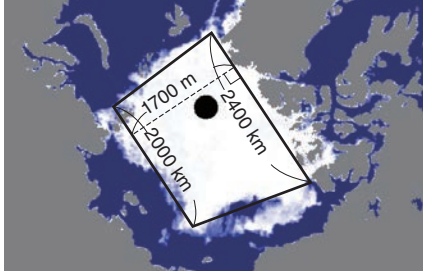
Global warming of the earth has various impacts on the lives of different species.



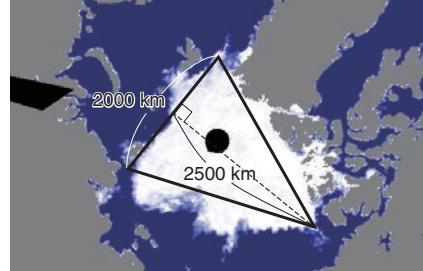
These are pictures of the sea ice in the Arctic Ocean which were taken from the top view of the North Pole by an artificial satellite.

These pictures were shot in September when there is less amount of the sea ice than any other month.

14/9/2006



23/9/2008



Based on these pictures, the shape of the ice in the picture on the left is a trapezoid and a triangle in the picture on the right.

From these figures, let's find the areas of the ice every year in rounded numbers to the ten thousands place. The earth is a sphere.

The actual area of the ice is bigger than what we can see.

The area of the sea ice in September, 2006

The area of the sea ice in September, 2008



By how many percents did the area of the sea ice in September, 2008 decreased since September, 2006?

- A. about 20 % B. about 24 % C. about 33 % D. about 40 %



• Let's trace and cut out the fragments on page 198 and paste it on the last page.



Let's go to the next place to find the fragments of the key!



4 Dividing a Map by Colouring



What are you doing?



We are recording the World Heritage Sites and Japanese towns that are frequently visited by tourists on the blank map.



If we divide the provinces by colours, it will be easy to see.



How many coloured pencils do you think is necessary so as not to make adjoining provinces coloured the same?



I am thinking, about 10 colours.



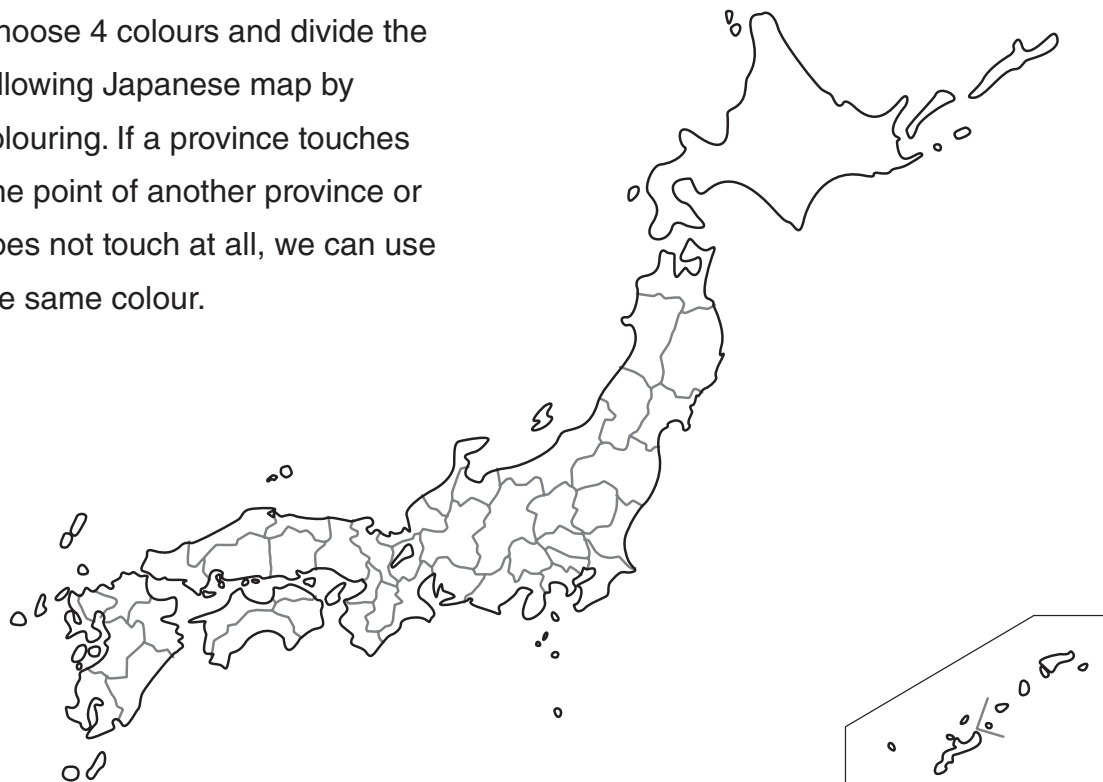
In fact, we can make adjoining provinces on any map painted by different colours if we have 4 colours.



Really?

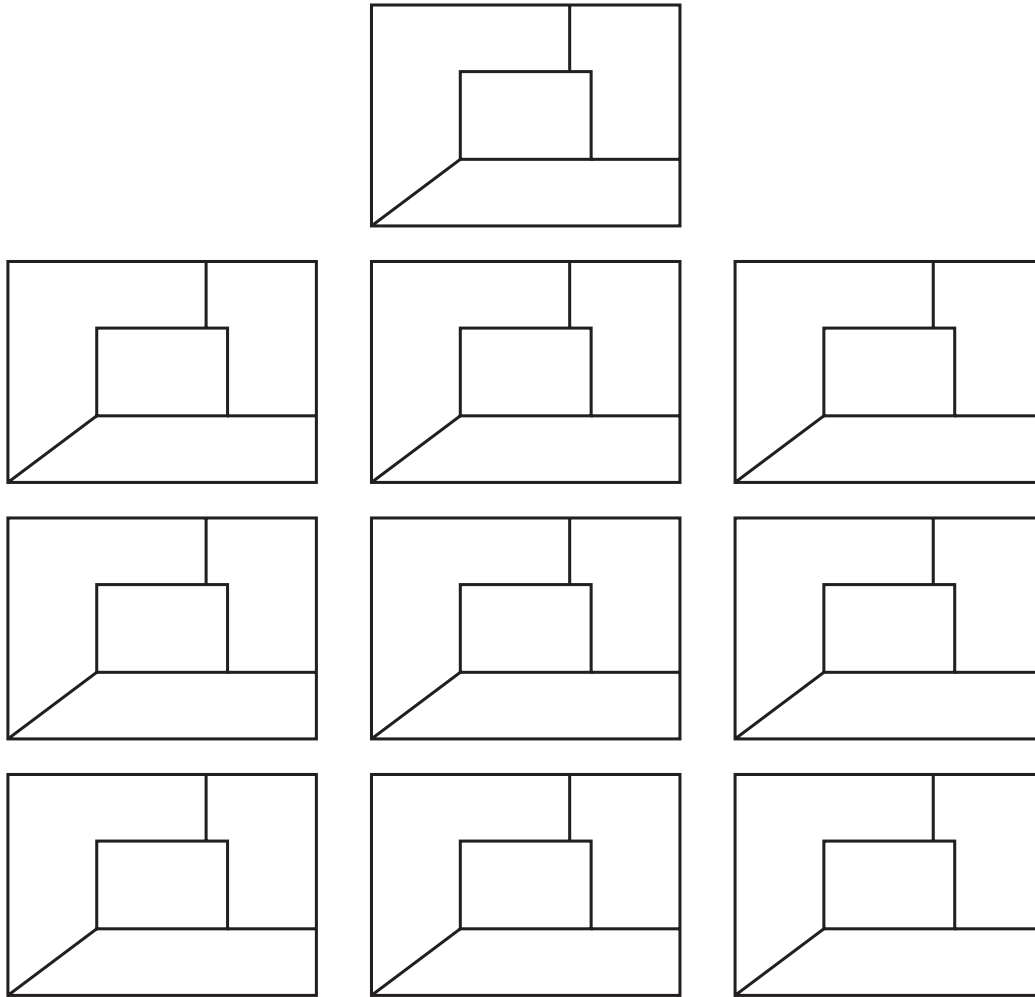


Choose 4 colours and divide the following Japanese map by colouring. If a province touches one point of another province or does not touch at all, we can use the same colour.





Have you finished? I will give you a problem. If you colour the following figures with the same 4 colours, how many patterns can be made?
Let's try and find out.



If the number of figures on this page is not enough, draw them in your exercise book. How many patterns can you draw?
Compare it with your friends' colouring.

(1) 6 patterns

(2) 10 patterns

(3) 16 patterns

(4) 24 patterns




- Let's trace and cut out the fragments on page 198 and paste it on the last page and make the key complete.



Parliament House of Papua New Guinea

The current Parliament building was officially opened by His Royal Highness, Prince Charles, on 8th August 1984. We can find many symmetrical design in this significant building. There are 4 parts of the building, each part of the building represents the 4 region's symbols. Entrance style of a Maprik Haus Tambaran (house of spirits from East Sepik Province) is a representation of Momase region. Circular cafeteria as Highlands design principles and a mosaic features unmistakably PNG motifs. Can you notice any symmetrical figures from the inserted pictures of the Parliament House?



Math Adventure

Part 2

Finally, you are starting your last adventure to find a key. Let's look for applications in the society and the challenges to space. ✨



The places of the fragments



- 5 Length of a Spiral
- 6 Sand Castle Art
- 7 Numbers Used in Ancient Rome
- 8 Challenge to Space



Let's go to the places to find the fragments of the key!



5 Length of a Spiral



There is a bridge in Spain that is quite interesting. It is called the Vizcaya Bridge and was declared a World Heritage Site in 2006.



The bridge hangs gondolas.



Why would they need to make a bridge for gondolas?



The height of this bridge is 50 m. There are a lot of vessels below this bridge and they are used for the industries around this district. Therefore it is necessary to make the bridge girder high. Another reason is that there are already many buildings built by the river and there is not enough space to build a road up to this height.



I see.



There is a similar bridge like this in Japan.



Ondo Bridge



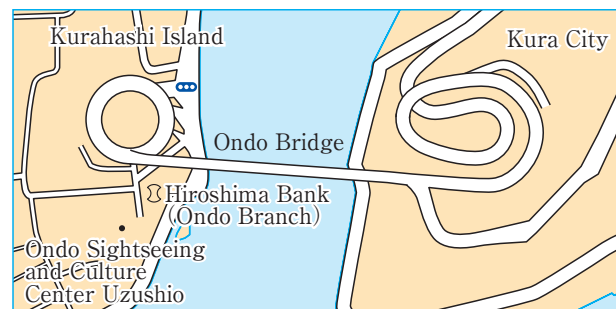
Vizcaya Bridge



Where is it?

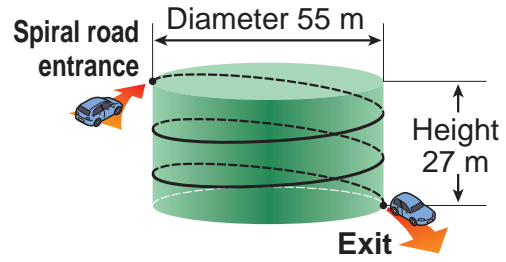


It is the Ondo Bridge in Hiroshima. It connects Kura City on the mainland to Kurahashi Island. This bridge is also built in a place where there are a lot of ships, so people call this place "Ginza in Ondo." Therefore it is necessary to make the bridge girder high. On the Mainland side, it is elevated but on the Kurahashi Island side it is as low as the sea level. There is not enough land to make a long road on the Kurahashi Island side. Consequently, people built a spiral shaped road, so they can go right underneath the bridge.





When you draw a spiral road using a cylinder, it will look like the picture on the right. The diameter of the bottom face is 55 m and the height is 27 m.



People go around the cylinder 2 and a half times.

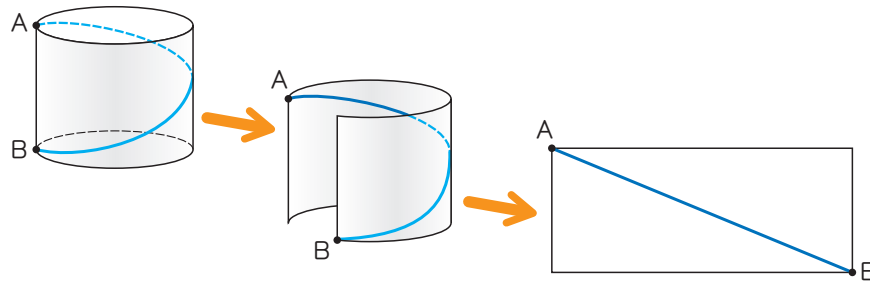


The question is how long is the length of this spiral road.



We can find it using an extended elevation.

For example, a spiral from point A, which is on the top of the top face, to point B, placed directly below point A, is a diagonal line of the rectangle on an extended elevation.



But it is 2 and a half rounds for this problem.



We can line up 3 side faces.

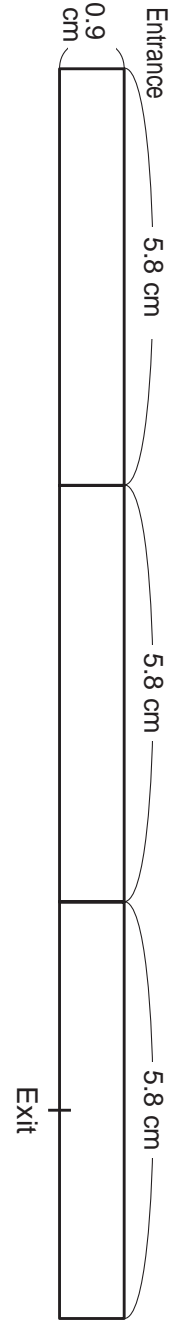


It will look like the picture on the right if you draw it in $\frac{1}{3000}$ reduced drawing.



How long in metres is the length of the spiral road at Ondo Bridge?

- (1) About 300 m (2) About 335 m (3) About 400 m (4) About 435 m



• Let's trace and cut out a key fragment on page 199 and paste on the last page.



Let's go to the next place to find the fragments of the key!




6 Sand Castle Art



One of the three major sand hills in Japan, is Fukiage Beach in Minami-Satsuma City, Kagoshima Prefecture.

There is an event called Sand Festival every year and people make famous buildings or persons around the world including Japan using sand. In 2008, they built the Westminster Cathedral in England, the Palace of Versailles and the Notre Dame de Paris in France.

How is the Notre Dame de Paris built?

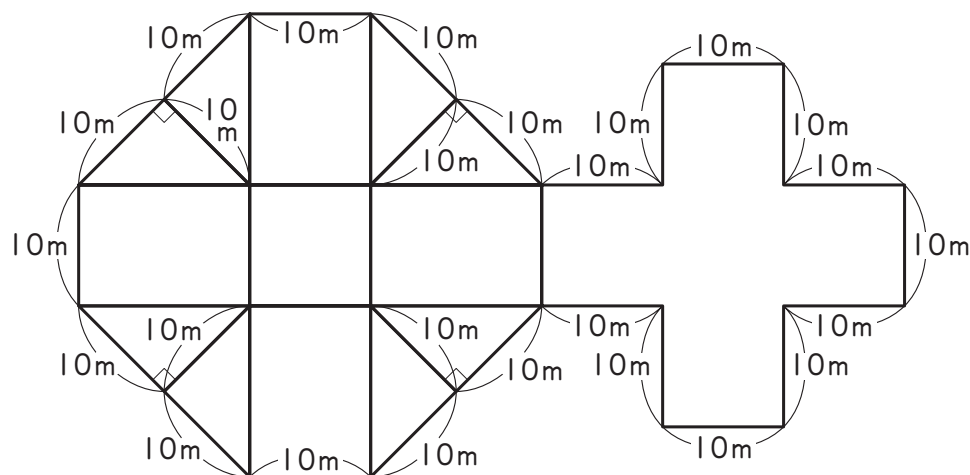


They harden the sand first and then it is dug out.



That's right. They first build a rough approximation on a board, put sand in it and harden it. Then, they remove the board one by one and build it high.

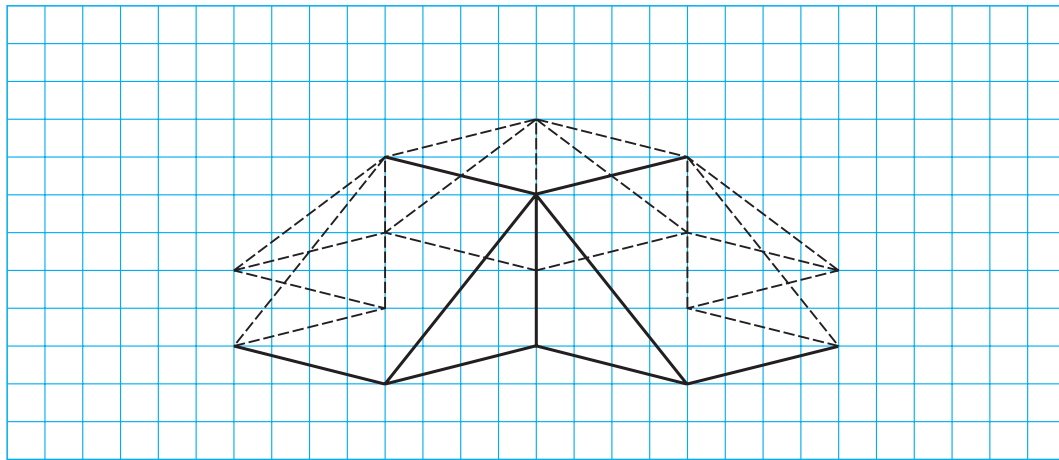
Now, it is time for a question. If you make a base, which looks like the shape of the built structure in this picture, how much is the volume in m^3 ?



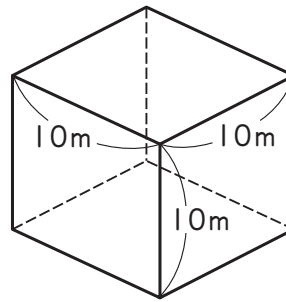
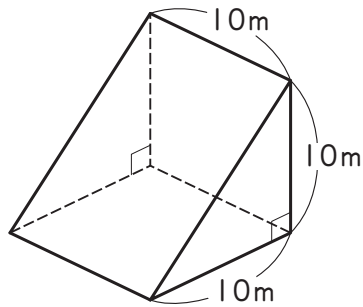


First, complete the blueprint below. Leave the part where you cannot see with a dotted line and connect the line of the part where you can see.

Build the figure on the previous page into a structure.



This shape is made with 4 parts of triangular prisms and 1 cube, which are shown below.



Calculate the volume of this solid and tell your friend how you calculated.

(1) 2500 m³

(2) 3000 m³

(3) 3500 m³

(4) 4000 m³



• Let's trace and cut out a key fragment on page 199 and paste on the last page.



Let's go to the next place to find the fragments of the key!






7 Numbers Used in Ancient Rome



Out of the many world heritage sites with high historical value, Lyon and Rome in Italy are the places where many heritage of the Roman Emperor are found.



Historic District in Rome



Historic District in Lyon



Do you know how numbers are represented in ancient Rome?



I don't know. How are they represented?



The 2 pictures below show numbers used in ancient Rome, called Roman numerals. These numbers are still used today.



What are these numbers used for?



Milestone in ancient Rome



Clock



Have you ever seen symbols like I, II, III, IV, V, VI, VII, VIII, IX, X, XI and XII on a watch dial? These symbols represent; 1, 2, 3, 4, 5, 6, 7, 8, 9, 10, 11, and 12.

Another example is shown at the end of a movie.

Example: Copyrights MCMLXXXVIII

Do you understand what they represent?



First VII seems like it represents 8, when you look at the clock face. Probably X represents 10. But I don't really understand the rule.



I understand. Roman numerals correspond to numbers like below.

I	V	X	L	C	D	M
1	5	10	50	100	500	1000

They write a bigger number from the left and the sum of all digits is the number that this Roman numeral represents.



However, the left symbol is smaller for IV.



When a smaller number is written on the left side of a bigger number, you subtract the number written before from the number written after. For example, in IV you subtract 1 from 5, which represents 4. You can also write it like IIII.



Then, for CM you subtract 100 from 1000, which means 900.



I got it. When you think it as M CM LXXX VIII, it means $1000 + 900 + 80 + 8 = 1988$.



The way of representing numbers adopts an idea of positional notation. Here is an exercise. Calculate the mathematical sentence written in Roman numerals below and also write the answer in Roman Numerals.

$$\text{MCMLXXXVII} + \text{MCMXCIX}$$

(1) M M D C C C L X X VII



(2) M M M D C C C L X X X VII



(3) M M M C M L X X X VI



(4) M M C M L X X X VII



- Let's trace and cut out a key fragment on page 199 and paste on the last page.



Let's go to the next place to find the fragments of the key!



8 Challenge to Space

The view of the earth from space



Let's look back on this adventure. We started our journey from where we are to an exciting adventure that brought us all around the world.




Mathematics has power to answer gloomy questions. We learned about the earth and now I want to know about space.



When you look out into space, there might be several planets where intelligent life forms live like on the earth.

The Voyager space probe, launched in 1977 from America, carried a record to show the existence of life forms and cultures on the earth. It has 115 photos and the "Sounds of Earth," that includes the sounds of waves, winds, thunders and noises of birds and animals. In addition, it even contains world music and 55 languages. It included performances of the Japanese bamboo flute for world music and the Japanese language.



Record in Voyager



It was a message for other celestial life forms, to let them know about the nature and civilization of the earth. It will be wonderful if somebody out there finds them.



There is an interesting sound in one message. It is called the Morse code, which is represented with dots and dashes.

Morse invented the electrical telegraph system in the 19th century.

It is not used much today, but it is useful under noisy situations because it is represented with 2 simple sounds.

Morse Code

A	•-	G	---•	M	--	S	•••	W	•--
B	-•••	H	••••	N	-•	T	-	X	-••-
C	-•-•	I	••	O	---	U	••-	Y	-•--
D	-••	J	•----	P	•---•	V	•••-	Y	---••
E	•	K	-•-	Q	---•-				
F	••-•	L	•-••	R	•-•				

Rules for the Morse Code

- (1) A dash is equal to 3 dots.
- (2) The space between parts of the same letter is equal to one dot.
- (3) The space between two letters is equal to three dots.
- (4) The space between two words is equal to seven dots.



When you send a word below using Morse code, how long is the length of the Morse code? Count it with the number of dots.

-- -• - •••• •••
 M A T H S



U is “••-”. There will be a dot between “•” and “•” and “•” and “-”.
A dash equals to 3 dots, so it will be 7 dots.

The space between two letters is equal to 3 dots. Therefore, the number of dots will be like below.

M A T H S
 □□□□□□□□□□□□□□□□
 7 3 5 3 3 3 7 3 5



The word that was included to the records of the Voyager space probe using Morse code is,

“ad astra per aspera”

which means “Through hardships to the stars” in Latin. When you write this word with Morse code, it will look like below.

If you state 1 dot is $\frac{1}{3}$ second, how long is the length of the word in seconds?

Read the rules and find out.


•- -•• •- ••• - •-• •- •-•• • •-•
 a d a s t r a p e r
 •- ••• •-•• • •-• •-
 a s p e r a

(1) 36 seconds

(2) 39 seconds

(3) 46 seconds

(4) 49 seconds

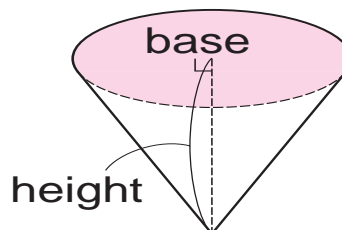


- Let's trace and cut out a key fragment on page 199, paste on the last page and complete the key.



Mining pots in Papua New Guinea

Since 1970, the mining industry has dominated PNG's economy. Mineral exports are gold, copper, silver, nickel and cobalt. PNG mines are spread across the country, the largest of which include: Ok Tedi Copper and Gold Mine, Porgera Gold Mine, Lihir Gold Mine, Hidden Valley Gold Mine, Simberi Gold Mine, Tolukuma Gold Mine and Ramu Nickel Mine. The Porgera Gold Mine is a large gold and silver mining operation in Enga province, Papua New Guinea. The open pit mine moves about 160 000 tonnes of rock material.



The mining pit is a like cylinder shape as shown in the picture. The blast left a crater of 400 metres wide and 150 metres deep. Estimate the volume of the rock and soil that were removed using the method of calculation learned in this grade.

Answers

Chapter 1 Exercise: Page 17

- 1 See teacher
 2 (A) ✓, 2, ✓ (B) ✓, 2, ✓ (C) ✓, 1, ✗
 (D) ✓, 4, ✓ (E) ✓, 1, ✗ (F) ✗, 0, ✓

Do you remember?: Page 17

- 1 51.6 2 126 3 35.28 4 64.5
 5 56 6 94.75 7 2.4 8 13

Chapter 1 Problems: Page 18

- 1 Line symmetry: ①, ②, ④ & ⑤
 Point symmetry: ③ & ④
 2 See teacher 3 See teacher
 4 ① See teacher ② Point of symmetry
 ③ See teacher

Chapter 1 Problems: Page 19

- 1 ① See teacher ② See teacher

Chapter 2 Exercise: Page 28

- 1 ① $x \times 6 = 720$ $x = 120$ ② $x \times 5 = 650$ $x = 130$
 ③ $20 + x = 52$ $x = 32$ ④ $x - 50 = 60$ $x = 110$
 2 ① 14 ② 8 ③ 10.5 ④ 1.5

Chapter 2 Problems: Page 28

- 1 ① $90 \times x$ ② 50 cm ③ See teacher

Chapter 2 Review: Page 29

- 1 ① 1, 0.1, 0.01 ② 2, 0.001
 2 ① 72.6 ② 726 ③ 0.726 ④ 0.0726
 3 ① 280 kina ② 1960 kina
 4 Outdoor is more crowded.
 5 ① 6.4 ② 4 ③ 17.1 ④ 6.48 ⑤ 1.04 ⑥ 4.2
 ⑦ 0.3 ⑧ 2 ⑨ 6.12 ⑩ 11.68 ⑪ 42.976 ⑫ 19.8
 6 27 kg, 2.88 kg

Chapter 3 Exercise: Page 38

- 1 ① $\frac{3}{20}$ ② $\frac{15}{56}$ ③ $\frac{12}{35}$ ④ $\frac{8}{27}$ ⑤ $\frac{5}{9}$
 ⑥ $\frac{1}{6}$ ⑦ $\frac{1}{4}$ ⑧ $\frac{4}{9}$ ⑨ $4\frac{1}{2}$ ⑩ $3\frac{3}{4}$
 ⑪ $\frac{1}{3}$ ⑫ 2 ⑬ $5\frac{3}{5}$ ⑭ 6 ⑮ $6\frac{3}{4}$ ⑯ 26
 2 $5 \times \frac{5}{6}$ and $5 \times \frac{9}{10}$
 3 ① 3 ② $\frac{2}{7}$ ③ $\frac{6}{5}$ ④ $\frac{2}{3}$ ⑤ $\frac{1}{6}$ ⑥ $\frac{10}{7}$

Chapter 3 Problems: Page 38

- 1 $\frac{5}{14}$ kg 2 $\frac{1}{5}$ m²
 3 ① See teacher ② $\frac{3}{2} \times \frac{4}{6}$
 ③ $\frac{8}{2} \times \frac{3}{6}$ (② and ③ are examples.)

Chapter 4 Exercise: Page 45

- 1 ① $\frac{14}{15}$ ② $\frac{2}{9}$ ③ $\frac{2}{3}$ ④ $\frac{4}{5}$ ⑤ $7\frac{1}{2}$ ⑥ $4\frac{1}{2}$
 ⑦ $1\frac{4}{11}$ ⑧ $3\frac{3}{5}$ ⑨ $\frac{1}{4}$ ⑩ $\frac{1}{14}$ ⑪ $7\frac{7}{9}$ ⑫ 3
 2 $5 \div \frac{2}{3}$ and $5 \div \frac{7}{9}$ 3 ① $\frac{5}{3}$ ② $\frac{7}{4}$
 4 $\frac{15}{8}$ cm 5 6 pieces

Do you remember?: Page 45

- 1 $\frac{1}{6}$ 2 $\frac{1}{10}$ 3 $\frac{1}{6}$ 4 $\frac{2}{5}$

- 5 $\frac{4}{5}$ 6 $\frac{1}{2}$ 7 $\frac{1}{3}$ 8 4

Chapter 4 Problems: Page 46

- 1 ① $1\frac{2}{7}$ ② $\frac{2}{7}$ ③ $\frac{9}{10}$ ④ $\frac{4}{5}$
 ⑤ $17\frac{1}{2}$ ⑥ $19\frac{1}{4}$ ⑦ $4\frac{2}{3}$ ⑧ $1\frac{2}{3}$
 2 ① $x = \frac{4}{7}$ ② $x = 1$ 3 $1\frac{1}{8}$ kg 4 $1\frac{1}{3}$ cm
 5 $\frac{1}{5}$ 6 10 necklaces 7 8 hours

Chapter 6 Exercise: Page 58

- 1 ① 5.38, 1.12, 6.9225, 1.5
 ② 12.43, 3.69, 35.2222, 0.5
 ③ 15.75, 2.61, 60.3126, 1.4
 ④ 6.17, 4.47, 4.522, 0.2
 2 ① $\frac{5}{6}, \frac{1}{6}, \frac{1}{6}, 1\frac{1}{2}$ ② $\frac{13}{21}, \frac{1}{21}, \frac{2}{21}, 1\frac{1}{6}$
 ③ $2\frac{13}{24}, \frac{19}{24}, 1\frac{11}{24}, 1\frac{19}{24}$ ④ $6\frac{1}{12}, 1\frac{5}{12}, 8\frac{3}{4}, 1\frac{17}{28}$
 3 ① $\frac{2}{9}$ ② $21\frac{1}{3}$ ③ $1\frac{3}{7}$ ④ $5\frac{5}{9}$ ⑤ $3\frac{4}{7}$ ⑥ 4
 4 $1\frac{1}{4}$ cm

Do you remember?: Page 58

See teacher

Chapter 7 Exercise: Page 66

- 1 ① 78.5 cm² ② 153.86 cm² 2 59.66 cm²

Do you remember?: Page 66

- 1 $1\frac{1}{6}$ ② $3\frac{1}{12}$ ③ $3\frac{9}{10}$ ④ $6\frac{8}{21}$
 5 $\frac{7}{15}$ ⑥ $\frac{19}{20}$ ⑦ $\frac{12}{35}$ ⑧ $1\frac{1}{24}$

Chapter 7 Problems: Page 67

- 1 ① Circumference: 18.84 cm, Area: 28.26 cm²
 ② Circumference: 37.68 cm, Area: 113.04 cm²
 2 ① Diameter: 2 cm, Area: 3.14 cm²
 ② Diameter: 4 cm, Area: 12.56 cm²
 3 ① Circumference: 12.56 cm, Area: 12.56 cm²
 ② Circumference: 25.12 cm, Area: 50.24 cm²
 ③ Circumference: 31.4 cm, Area: 78.5 cm²
 ④ Circumference: 62.8 cm, Area: 314 cm²

Chapter 8 Exercise: Page 75

- 1 abc, acb, bac, bca, cab, cba 2 16 combinations
 3 ① 45
 ② 345, 354, 435, 453, 534, 543, 6 numbers
 ③ 3 & 4, 3 & 5, 4 & 5, 3 combinations

Do you remember?: Page 75

- (A) 6 cm² (B) 8 cm² (C) 8 cm²

Chapter 8 Problems: Page 76

- 1 6 ways
 2 ① 18 numbers: 1023, 1032, 1203, 1230, 1302,
 1320, 2013, 2031, 2103, 2130, 2301, 2310,
 3012, 3021, 3102, 3120, 3201, 3210
 ② 10 numbers: 1032, 1230, 1302, 1320, 2130,
 2310, 3012, 3102, 3120, 3210
 3 12 ways

Chapter 8 Review: Page 77

- 1 ① $\frac{6}{35}$ ② $\frac{5}{6}$ ③ $\frac{5}{12}$ ④ 8 ⑤ $\frac{15}{16}$
 ⑥ $1\frac{1}{3}$ ⑦ $\frac{3}{8}$ ⑧ $1\frac{1}{6}$ ⑨ $\frac{4}{25}$ ⑩ 1 ⑪ $1\frac{4}{5}$
 2 $\frac{2}{3}$ kg and $2\frac{1}{3}$ kg 3 15 pieces
 4 ① $1\frac{1}{3}$ times ② 360 cm ⑤ $1\frac{3}{5}$ cm³

Chapter 9 Exercise: Page 84

1 ① 70 km/h ② 80 km/h

2

	Speed/hour	Speed/min	Speed/sec
Small plane	270 km	4.5 km	0.075 km
Racing car	240 km	4 km	1/15 km
Sound	1224 km	20.4 km	340 m

- 3 ① 800 metres/min ② 3200 m

Do you remember?: Page 84

- ① 28.26 cm² ② 1256 cm²
 ③ 78.5 cm² ④ 1256 cm²

Chapter 9 Problems: Page 85

- 1 600 km/h 2 A 1.8 km/m in train is faster.
 3 ① 300 km ② 16 hours ④ 840 m
 5 ① 900 m ② 3.6 km ③ 4 hours 30 minutes

Chapter 10 Exercise: Page 90

- 1 ① 480 cm³ ② 125.6 cm³
 2 ① 81 cm³ ② 408 cm³

Do you remember?: Page 90

- ① 3.6 ② 11.1 ③ 10 ④ 6.12 ⑤ 15.84
 ⑥ 31.62 ⑦ 13.09 ⑧ 4.428 ⑨ 70.956

Chapter 10 Problems: Page 91

- 1 ① 750 cm³ ② 380 cm³
 2 628 cm³ 3 1.23088 cm³

Chapter 11 Exercise: Page 101

- 1 ① 100 : 50 (2 : 1) ② 8 : 16 (1 : 2)
 2 ① $x=6$ ② $x=20$ ③ $x=128$ ④ $x=75$
 3 ① 3 : 4 ② 4 : 7 ③ 3 : 2 ④ 12 cm

Do you remember?: Page 101

- ① 4.32 ② 0.6 ③ 5.12 ④ 1.2 ⑤ 38.663 ⑥ 0.8
 ⑦ $\frac{2}{3}$ ⑧ $\frac{1}{5}$ ⑨ $1\frac{11}{24}$ ⑩ $\frac{5}{6}$ ⑪ $2\frac{7}{12}$ ⑫ $1\frac{3}{8}$

Chapter 11 Problems: Page 102

- 1 ① Rice: 200 g, Curry: 20 g
 ② Rice: 800 g, Curry: 80 g ③ 60 g
 2 21 balls 3 8 cm
 4 28 cm length, 32 cm width

Chapter 12 Exercise: Page 118

- 1 a&f, b&h, c&g, d&e 2 See teacher
 3 Length is 30 metres and width is 16 metres.

Do you remember?: Page 118

- ① $\frac{1}{6}$ ② $\frac{3}{10}$ ③ $\frac{1}{4}$ ④ $1\frac{2}{7}$ ⑤ $1\frac{1}{4}$ ⑥ $\frac{3}{4}$

Chapter 12 Review: Page 119

- 1 Side AB, BC and Angle B, Side BC, CA and Angle C, Side CA, AB and Angle A, Side BC and

Angle B, C, Side AB and Angle A, B, Side AC, and Angle A, C, Side AB, BC, CA

- 2 ① 120° ② 70° ③ 115°
 3 ① 4 ② 15 ③ 0.4 ④ 1.5 ⑤ 1.5
 ⑥ 15.25 ⑦ 1.6 ⑧ 2.2 ⑨ 5.7
 4 ① 3 remainder 1 ② 16 remainder 0.1
 5 15 days 6 ① 16000 cm³ ② 96 cm³

Chapter 13 Exercise: Page 136

1 ①

x	1	2	3	4	5
y	50	100	150	200	250

②

x	1	2	3	4	5
y	4	8	12	16	20

- 2 $y=3 \times x$

3 ①

x	0	1	2	3	4	5
y	0	80	160	240	320	400

- ② $y=80 \times x$ ③ See teacher

Chapter 13 Exercise: Page 141

1 ①

x cm	1	2	4	5	8	16	32
y cm	32	16	8	6.4	4	2	1

- ② Yes ③ $x \times y = 32$ ($y = 32 \div x$) ④ 3.2 cm

1 ①

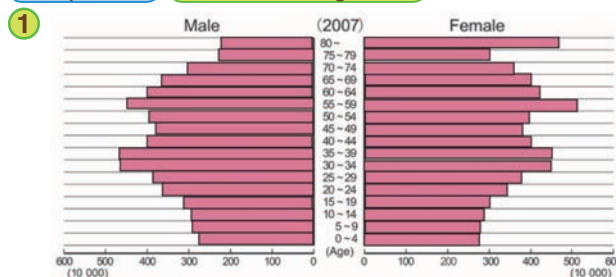
x km/h	1	2	4	5	10	20	25
y (hours)	100	50	25	20	10	5	4

- ② $x \times y = 100$ ($y = 100 \div x$) ③ 1 hour

Chapter 13 Review: Page 142-143

- 1 ① parallel, trapezoid ② parallel, parallelogram
 ③ equal, rhombus
 2 See teacher
 3 ① b, c, e, f ② c, f ③ c, f
 ④ b, c, e, f ⑤ b, c, e, f ⑥ a
 4 ① 6 lines ② See teacher ③ B
 5 ① B ② See teacher ③ See teacher
 6 ① $x \times 3.14$ ② 39.4384 cm²

Chapter 14 Problems: Page 155



Chapter 14 Review: Page 156

- 1 ① Circumference: 31.4 cm, Area: 78.5 cm²
 ② Circumference: 56.53 cm, Area: 254.34 cm²
 2 ① Diameter: 3 cm, Area: 7.065 cm²
 ② Diameter: 6 cm, Area: 28.26 cm²
 3 ① Circumference: 25.12 cm, Area: 50.24 cm²
 ② Circumference: 50.24 cm, Area: 200.96 cm²
 ③ Circumference: 62.8 cm, Area: 314 cm²
 ④ Circumference: 75.36 cm, Area: 452.16 cm²

Glossary

Corresponding Angles is the matching angles of a figure when using line and point symmetry.	5
Corresponding Points is the matching points of a figure when using line and point symmetry.	5
Corresponding Sides is the matching sides of a figure when using line and point symmetry.	5
Enlarged Figure is when each corresponding angle is equal, and all lengths of corresponding sides are extended in the same ratio.	106
Equivalent Ratio is when the value of 2 ratios are equal.	95
Giga is the Mathematical prefix for Billion	165
Integrate is used in mathematics when 2 rules, approaches or concepts are combined together to solve a problem or situation.	159
Inverse of a number is when product of 2 fractions is 1, one fraction of the other is called the other fraction's reciprocal.	37
Kilolitre is a unit of volume. 1000 L is called 1 Kiloliter and is written as 1 KL.	161
Line Symmetry is the folding line that a figure makes when folded in half and the shape fits exactly on top of each other.	4
Mega is the mathematical prefix for Million	165
Metric system use units like m or kg as a standard and the system of units that are multiples of 10.	163
Milligram is a unit of weight. $\frac{1}{1000}$ g is called milligram and is written as 1 mg.	162
Multiplicand is the number or factor that is to be multiplied.	35
Omission is to leave out or exclude.	76
Plot is to mark a position or point on a graph.	130
Point of Symmetry is when a figure is rotated 180° at a fixed point and the shape matches its original exactly. The fixed point is called the point of symmetry.	8
Radii is the plural (more than one) for Radius	66

Rate is when comparing two quantities while considering the base quantity as 1, the relationship is called rate.	47
Ratio is the relationship between two amounts, showing number of times one contains the other.	94
Reduced Figure is when each corresponding angle is equal and all lengths of corresponding sides are decreased in the same ratio.	106
Reduced Scale is the ratio that represents how much it is reduced from the real size or length.	116
Repetition is repeating or happening again.	70
Respectively is when a number of things are mentioned one by one, referring back to a previous statement about the subject.	5
Simplifying a ratio is not changing the value of the ratio while changing the ratio into smaller whole numbers.	98
Suppose is to think to be true or to think that it is most likely to occur. . . .	49
Quadrangular Prism is any prism that has a quadrilateral as the base. . . .	86

Attachments

Let's match fragments of the key to the last page of the Adventure.

Beautiful Shapes (Page 176)



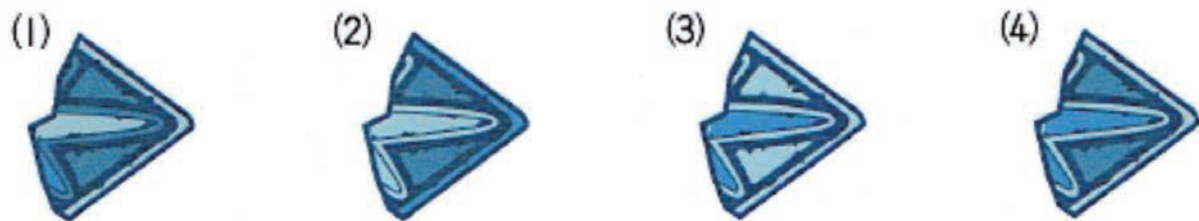
Mosaic Patterns (Page 178)



Polar Bears Facing the Crunch (Page 180)



Dividing a Map by colouring (Page 182)

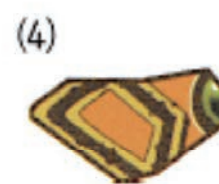
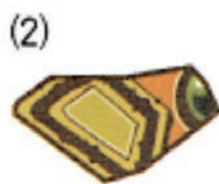
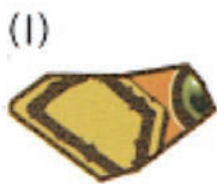


Let's match fragments of the key to the last page of the Adventure.

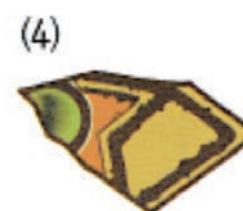
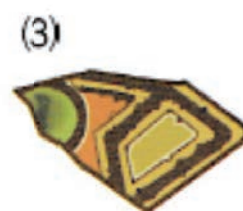
Length of a Spiral (Page 186)



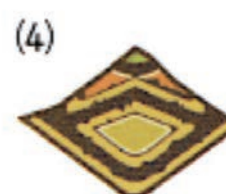
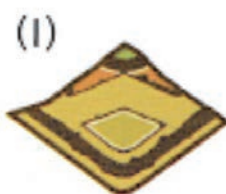
Sand Castle Art (Page 188)



Numbers used in Ancient Rome (Page 190)



Challenge to Space (Page 192)



National Mathematics Grade 6 Textbook Development Committees

The National Mathematics Grade 6 Textbook was developed by Curriculum Development Division (CDD), Department of Education in partnership with Japan International Cooperation Agency (JICA) through the Project for Improving the Quality of Mathematics and Science Education (QUIS-ME Project). The following stakeholders have contributed to manage, write, validate and make quality assurance for developing quality Textbook and Teacher's Manual for students and teachers of Papua New Guinea.

Joint Coordinating Committee members for QUIS-ME Project

Dr. Uke Kombra, Secretary for Education - Chairperson, Mr. Walipe Wingi, Deputy Secretary - Deputy Chairperson, Mr. Baran Sori, Mr. Samson Wangihomie, Mr. Titus Romano Hatagen, Mr. Godfrey Yerua, Mrs. Annemarie Kona, Mr. Camilus Kanau, Mr. Joseph Moide, Mr. Peter Kants, Late Mr. Maxton Essy, Mr. Steven Tandale, Ms. Hatsie Mirou, Mr. Paul Ainui, Mr. Packiam Arulappan, Mr. Allen Jim, Mr. Nopa Raki, Mr. Gandhi Lavaki, Mr. John Kakas, Mrs. Philippa Darius, Mr. Alex Magun, Ms. Mary Norrie, Mr. James Namari, Ms. Kila Tau, Mr. Moses Hatagen Koran, Ms. Colette Modagai, Ms. Dorothy Marang, Mr. Dan Lyanda, Representatives from Embassy of Japan and JICA PNG Office, Mr. Akinori Ito, MPS, Mr. Chiko Yamaoka and other Project Experts

Steering Committee members for QUIS-ME Project

Mrs. Annemarie Kona, First Assistant Secretary - Chairperson, Mr. Steven Tandale - Assistant Secretary, CDD - Deputy, Chairperson, Ms. Hatsie Mirou, Mr. Paul Ainui, Mr. Gandhi Lavaki, Mr. John Kakas, Mrs. Philippa Darius, Mr. Alex Magun, Ms. Mary Norrie, Mr. James Namari, Ms. Kila Tau, Mr. Moses Hatagen Koran, Ms. Mary Phillips, Mr. Nopa Raki, Mr. Geoff Gibaru, Ms. Jean Taviri, Mr. Glen Benny, Mr. Akinori Ito, MPS, Mr. Chiko Yamaoka, Mr. Satoshi Kusaka, Mr. Ryuichi Sugiyama, Mr. Kenichi Jibutsu, Ms. Masako Tsuzuki, Dr. Kotaro Kijima and Representatives from Textbook writers and JICA PNG Office

Curriculum Panel

Mr. Steven Tandale, Assistant Secretary - Chairperson, Mr. Gandhi Lavaki, Mr. John Kakas, Mrs. Philippa Darius, Mr. Anda Apule, Mr. Alex Magun, Ms. Mary Norrie, Mr. Gilbert Ikupu, Mr. John Wek, Ms. Betty Bannah, Ms. Mirou Avosa, Mr. Rupuna Pikita and Ms. Clemencia Dimain

Editorial & Contents Supervisors

Prof / Dr. Masami Isoda, Mr. Satoshi Kusaka, Ms. Kyoko Kobayashi, Mr. Katsuaki Serizawa and Mr. Akinori Ito, MPS, Ms. Mary Norrie, Prof. Hiroki Ishizaka, Prof. Yoichi Maeda and Prof. Takeshi Sakai

Writers & Proofreaders (Curriculum Officers & Textbook writers - Math working group)

Ms. Mary Norrie - Math Working Group Leader, Mr. James Namari, Ms. Kila Tau, Mr. Anda Apule, Ms. Hilda Tapungu, Ms. Ileen Palan, Mr. Armstrong Rupa, Mr. Gibson Jack, Ms. Pisah Thomas and Ms. Michelle Pala

Chief Proofreader, Illustrators, Photos & Desktop Publishing

Ms. Clemencia Dimain (Chief Proofreader), Mr. Micheal John (Illustrator), Mr. David Gerega, Mr. Vitus Witnes (Graphic designers), Mr. Armstrong Rupa, Mr. Gibson Jack, Mr. Satoshi Kusaka, Ms. Yoshiko Osawa and Ms. Michiyo Ueda (Desktop Publishing), Mr. Chiko Yamaoka (Photographer) and Gakko Toshō Co.,Ltd. (Photos and illustrations)



Validation Team (Math working group & Teachers from pilot schools)

Mr. James Namari, Ms. Kila Tau, Mr. Armstrong Rupa, Ms. Ileen Palan, Ms. Michelle Pala, Ms. Serah Robinson, Ms. Martha Dimsok, Mrs Anne Afaisa, Mrs. Magret Ito, Mrs. Josephine Upas and Mr. Ricky Babona

Cooperation

Japan International Cooperation Agency (JICA), Department of National Planning & Monitoring (DNPM), Bank of PNG, Centre for Research on International Cooperation in Education Development (CRICED) - University of Tsukuba, Naruto University of Education, Gakko Toshō Co.,Ltd. , Gaire Primary School, Iobuna Kouba Primary School, Koki Primary School, Koiari Park Primary School, St. Therese Primary School, Sogeri Primary School and Tubuseria Primary School, South Pacific Post Ltd, QUIS-ME Project Staff; Ms. Rose Leveni, Mr. Samuel Masa, Ms. Angela Koso, Mr. Robert Silovo, Mr. Benstead Taliana and Mr. Pascarl Sury





**From
the People of Japan**