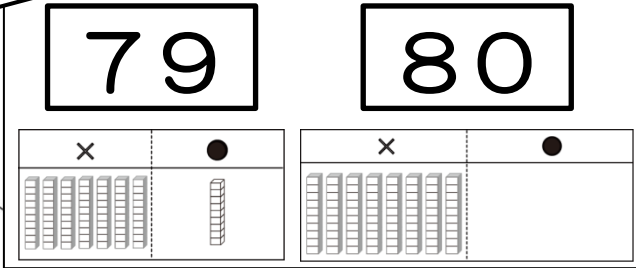


79より大きい数の表し方を見てみよう。

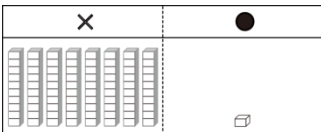


79の \times に、
が1本入るから、
80になるね。

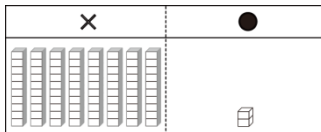


81からの数は、21からの数と同じように、 \bullet のところが
1ずつ増えていくよ。

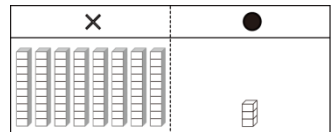
81



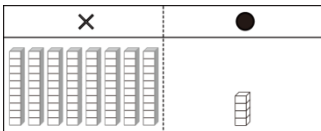
82



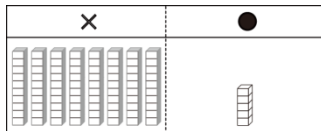
83



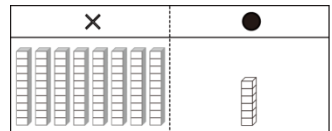
84



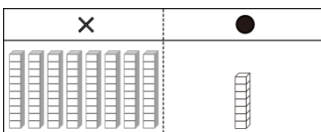
85



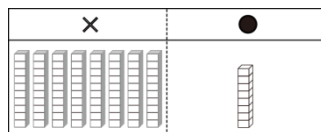
86



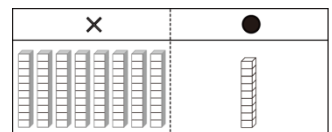
87



88



89



80の読み方を見てみよう。



80

quatre-vingts

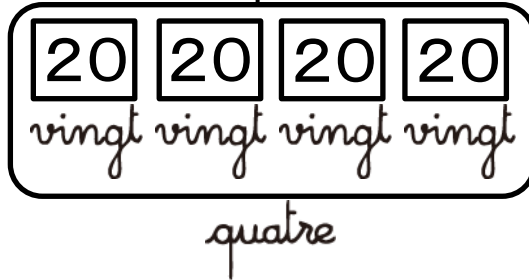


80は、4つの20と読むよ。



quatre-vingts

80



20を4つたすと、80になるね。



81からの数は、1つずつ増えていくよ。



quatre-vingt-un *quatre-vingt-deux*

81

82

80

1

80

2

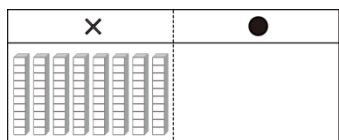
quatre-vingts un

quatre-vingts deux

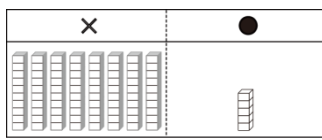


数字と読み方をたしかめましょう。

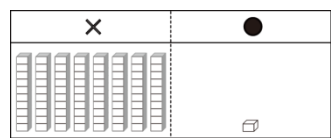
にあてはまる数字を書きましょう。



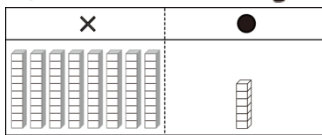
quatre-vingts



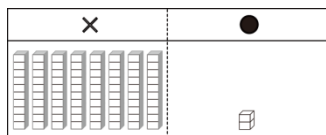
quatre-vingt-cinq



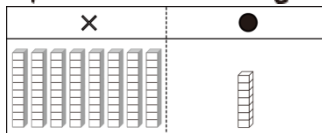
quatre-vingt-un



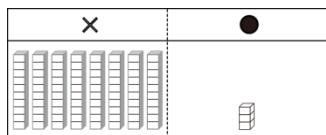
quatre-vingt-six



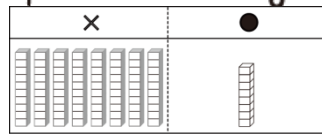
quatre-vingt-deux



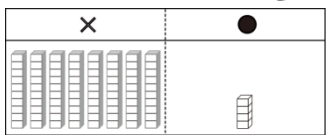
quatre-vingt-sept



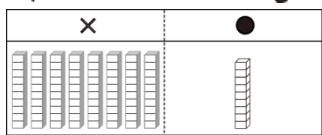
quatre-vingt-trois



quatre-vingt-huit



quatre-vingt-quatre



quatre-vingt-neuf



「数字」を、順番に声に出して読んでみましょう。

例題 数字と文字を書きましょう。

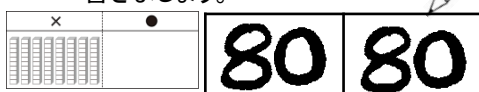


80 80

quatre-vingts

quatre-vingts

グレーの字はなぞって書き、
空いているところも同じように
書きましょう。



80 80

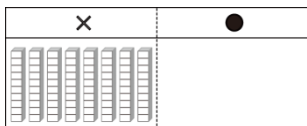
quatre-vingts

quatre-vingts

問題 数字と文字を書きましょう。



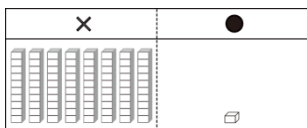
Bien!



80 80

quatre-vingts

quatre-vingts



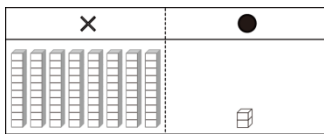
81 81

quatre-vingt-un

quatre-vingt-un

問題

数字と文字を書きましょう。

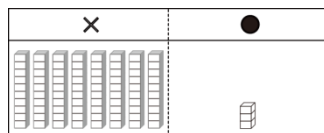


82

82

quatre - vingt - deux

quatre - vingt - deux

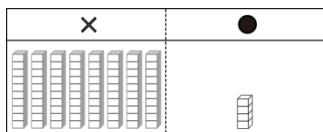


83

83

quatre - vingt - trois

quatre - vingt - trois



84

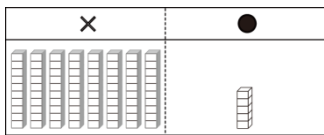
84

quatre - vingt - quatre

quatre - vingt - quatre

問題

数字と文字を書きましょう。

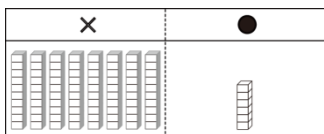


85

85

quatre-vingt-cinq

quatre-vingt-cinq

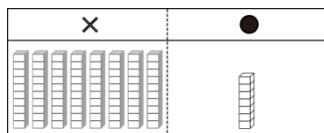


86

86

quatre-vingt-six

quatre-vingt-six



87

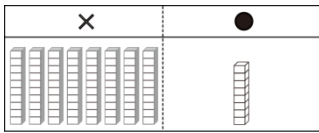
87

quatre-vingt-sept

quatre-vingt-sept

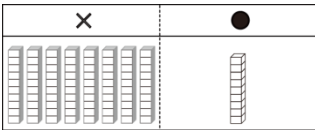
問題

数字と文字を書きましょう。



88	88		

<i>quatre-vingt-huit</i>	<i>quatre-vingt-huit</i>



89	89		

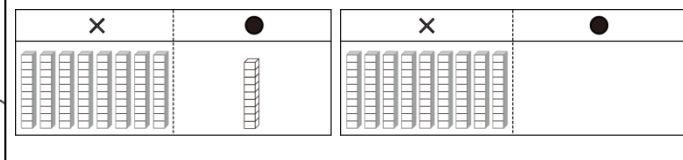
<i>quatre-vingt-neuf</i>	<i>quatre-vingt-neuf</i>

89より大きい数の表し方を見てみよう。

89

90

89の \boxtimes に、
が1本入るから、
90になるね。

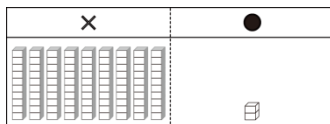
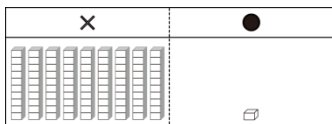


91からの数は、81からの数と同じように、 \bullet のところが
1ずつ増えていくよ。

91

92

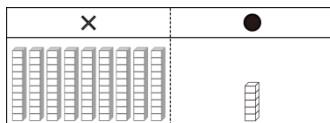
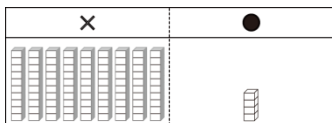
93



94

95

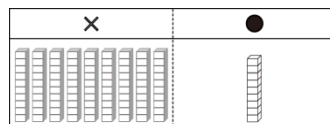
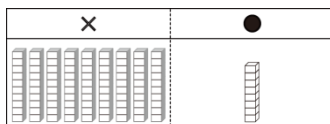
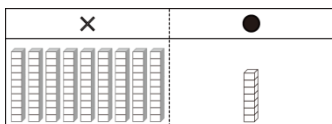
96



97

98

99



90の読み方を見てみよう。



90

quatre-vingt-dix



90は、80と10を合わせた数と読むよ。



quatre-vingt-dix

90

80

10

quatre-vingts

dix

70から79
までの数と
似ているね。



91からの数は、10が1つずつ増えていくよ。



quatre-vingt-onze

quatre-vingt-douze

91

92

80

11

80

12

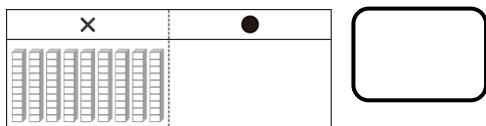
quatre-vingts onze

quatre-vingts douze

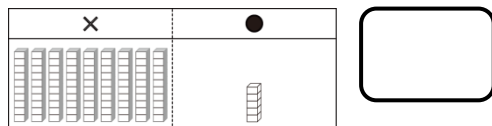


数字と読み方をたしかめましょう。

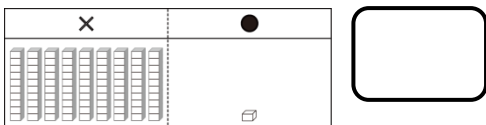
にあてはまる数字を書きましょう。



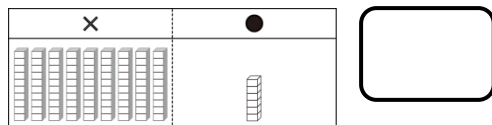
quatre-vingt-dix



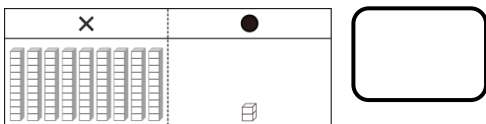
quatre-vingt-quinze



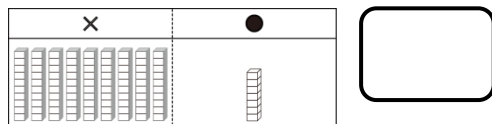
quatre-vingt-onze



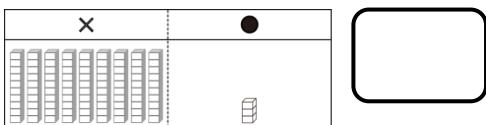
quatre-vingt-seize



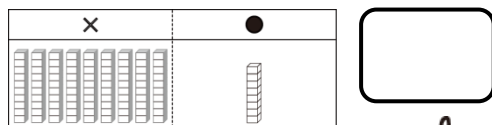
quatre-vingt-douze



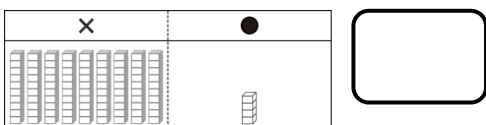
quatre-vingt-dix-sept



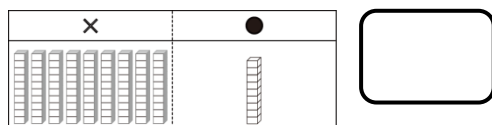
quatre-vingt-treize



quatre-vingt-dix-huit



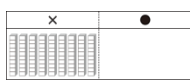
quatre-vingt-quatorze



quatre-vingt-dix-neuf

「数字」を、順番に声に出して読んでみましょう。

例題 数字と文字を書きましょう。

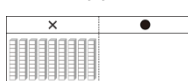


90 90

quatre-vingt-dix

quatre-vingt-dix

グレーの字はなぞって書き、
空いているところも同じように
書きましょう。

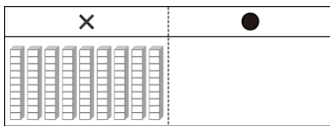


90 90

quatre-vingt-dix

quatre-vingt-dix

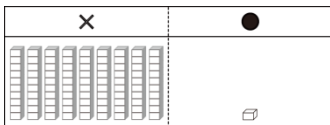
問題 数字と文字を書きましょう。



90 90

quatre-vingt-dix

quatre-vingt-dix



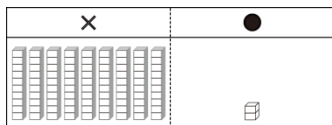
91 91

quatre-vingt-onze

quatre-vingt-onze

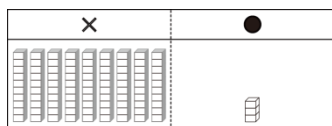
問題

数字と文字を書きましょう。



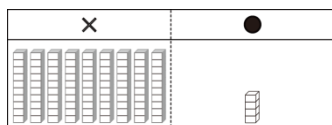
92	92		

<i>quatre-vingt-douze</i>	<i>quatre-vingt-douze</i>



93	93		

<i>quatre-vingt-treize</i>	<i>quatre-vingt-treize</i>

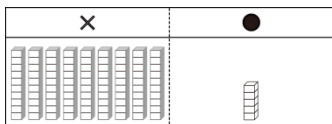


94	94		

<i>quatre-vingt-quatorze</i>	<i>quatre-vingt-quatorze</i>

問題

数字と文字を書きましょう。

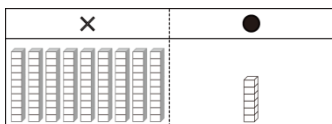


95

95

quatre-vingt-quinze

quatre-vingt-quinze

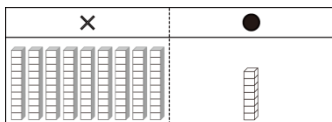


96

96

quatre-vingt-seize

quatre-vingt-seize



97

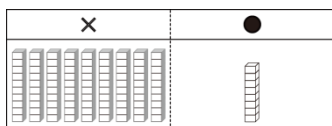
97

quatre-vingt-dix-sept

quatre-vingt-dix-sept

問題

数字と文字を書きましょう。

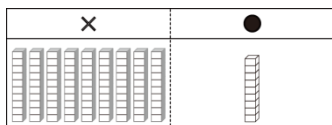


98

98

quatre-vingt-dix-huit

quatre-vingt-dix-huit



99

99

quatre-vingt-dix-neuf

quatre-vingt-dix-neuf