

JCCI International Seminar 2025
- Approaches to Improve Waste Management in Fragile States -

THE JUBA CLEAN CITY PROJECT

Fee Collection System in Juba

Lopia Lubang David (Mr.)
Deputy Director of Public Health Department,
Juba City Council Munuki Block

February 5th, 2025
Juba, South Sudan

CONTENTS

1. Outline of Juba Clean City Project (Technical Cooperation Project (TCP))
2. Grant Aid Project
3. Fee Collection System in the TCP



1. OUTLINE OF JUBA CLEAN CITY PROJECT

(1) Type of the Assistance

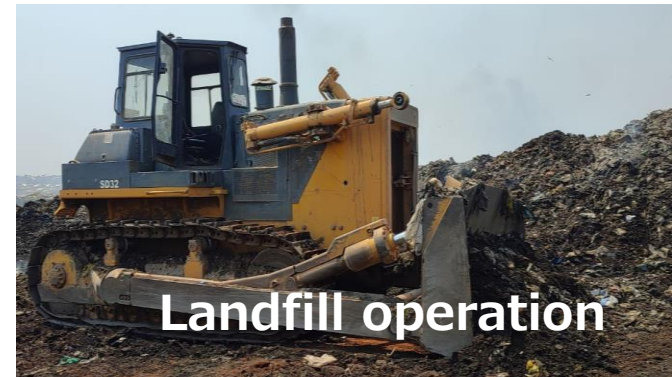
Technical Cooperation Project (TCP)

(2) Overall Goal

Solid waste management situation is improved in Juba City.

(3) Project Purpose

A waste management system for Juba City is established in accordance with the Solid Waste Management Master Plan (M/P).

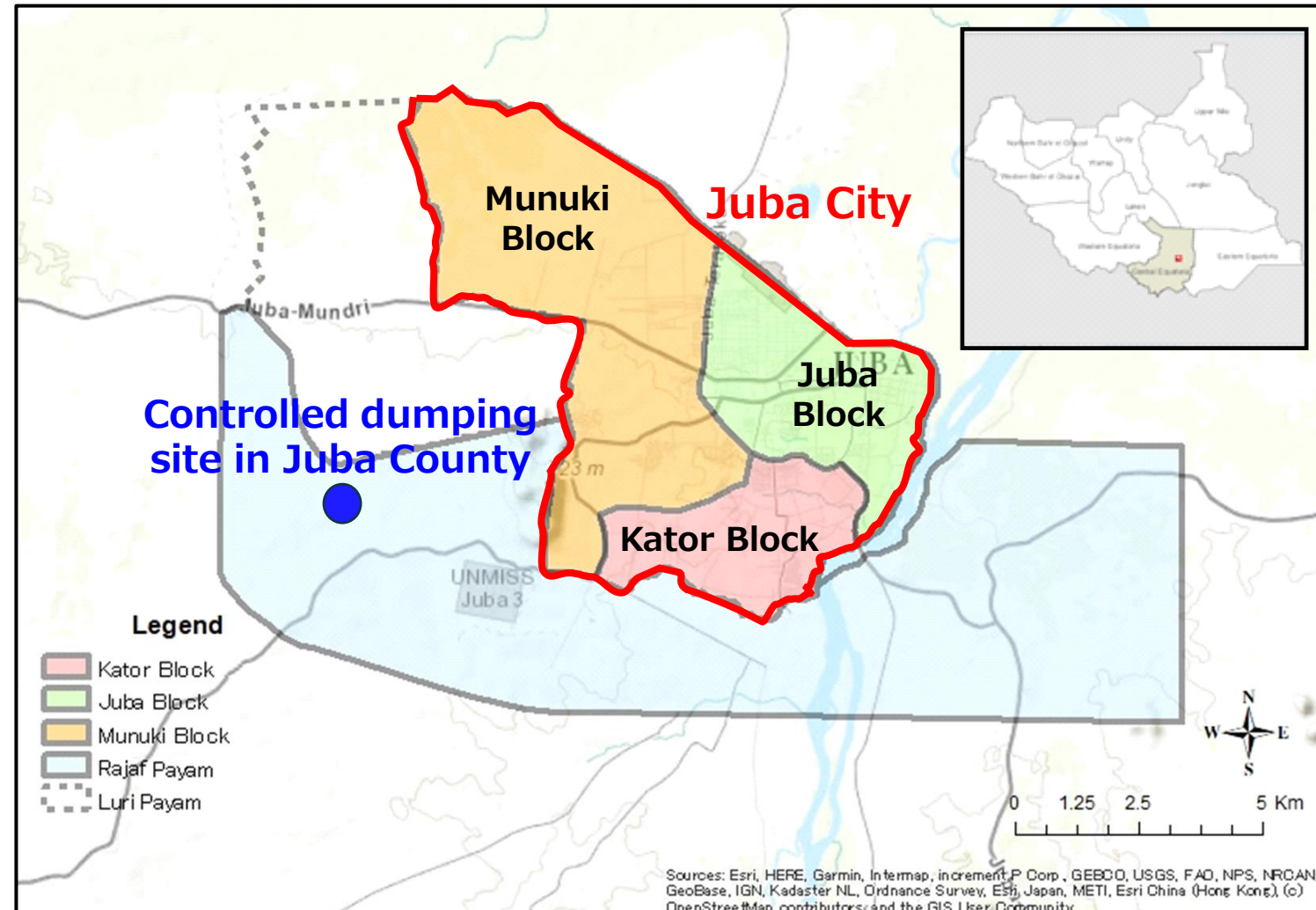


1. OUTLINE OF JUBA CLEAN CITY PROJECT

1-2. Project Area

- Juba City Council (JCC)
 - ✓ Kator Block
 - ✓ Juba Block
 - ✓ Munuki Block
- Juba controlled dumping site located in Juba County

Activity		Responsible organization
Waste collection	Household	Quarter Council
	Business	Block
Vehicle maintenance		JCC
Controlled dump site		Juba County



1. OUTLINE OF JUBA CLEAN CITY PROJECT

1-3. Outputs

	OUTPUT	Responsible Organization
OUTPUT 1	Based on the M/P (the updated M/P), <u>key issues are shared among the stakeholders.</u>	Juba City Council
OUTPUT 2	Based on the M/P, the operation and maintenance of <u>the final disposal site is improved.</u>	Juba County
OUTPUT 3	Based on the M/P, <u>collection services (mainly for large dischargers) are improved.</u> (Market)	3 Blocks
OUTPUT 4	Based on the M/P, <u>collection services (for residents) are improved.</u> (Household)	Quarter Council & 3 Blocks
OUTPUT 5	Based on the M/P, appropriate measures to <u>strengthen the organization and financial base of relevant institutions</u> are proposed.	Juba City Council

1. OUTLINE OF JUBA CLEAN CITY PROJECT

1-4. Period of the Project

4 years
(Aug. 2022 – Jun. 2026)

Phase-3: Implementation/Monitoring phase
Jul. 2024 – Jun. 2026

Phase-2: Implementation phase
Jun. 2023 – Jun. 2024

Phase-1: Detailed Design phase
Aug. 2022 – Apr. 2023

We are here



Grant Aid equipment
(Jul. 2024 -):
One year delay



2. GRANT AID PROJECT

Delivery Schedule of Grant Aid Equipment

Year	Month	Juba City Council				Juba County
		DES	Juba block	Kator block	Munuki Block	
2024	July	① Workshop : 1 ④ Dump Truck :1	④ Dump Truck : 1	④ Dump Truck : 1	④ Dump Truck : 1	④ Dump Truck : 1
	Nov.	② Compactor : 1 ③ Con. Carrier : 1	② Compactor : 5 ③ Con. Carrier : 2	② Compactor : 4 ③ Con. Carrier : 4	② Compactor : 5 ③ Con. Carrier : 3	—
	Dec.	⑦ Container : 2	② Compactor : 1 ⑦ Container : 4	② Compactor : 1 ⑦ Container : 7	② Compactor : 3 ⑦ Container : 6	—
2025	Jan.	—	—	—	—	⑤ Bulldozer : 1 ⑥ Backhoe loader : 1



① Workshop



② Compactor
(12m³)



③ Container Carrier
(8m³)



④ Dump Truck
(10m³)



⑤ Bulldozer
(21t class)

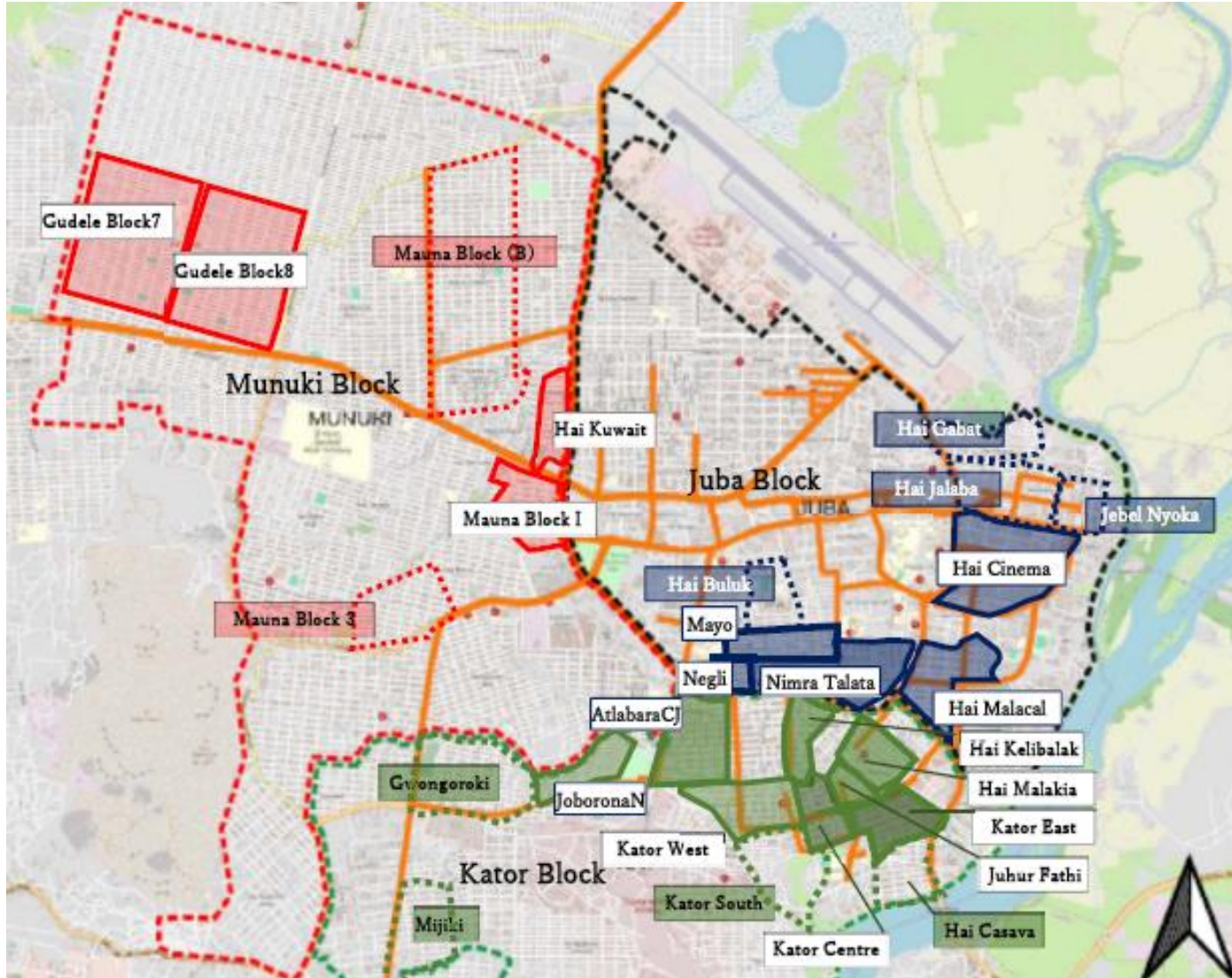


⑥ Backhoe loader
(2.5m³)

3. FEE COLLECTION SYSTEM IN THE TCP

3-1. Fee Collection Pilot Project Area for Household Waste Collection

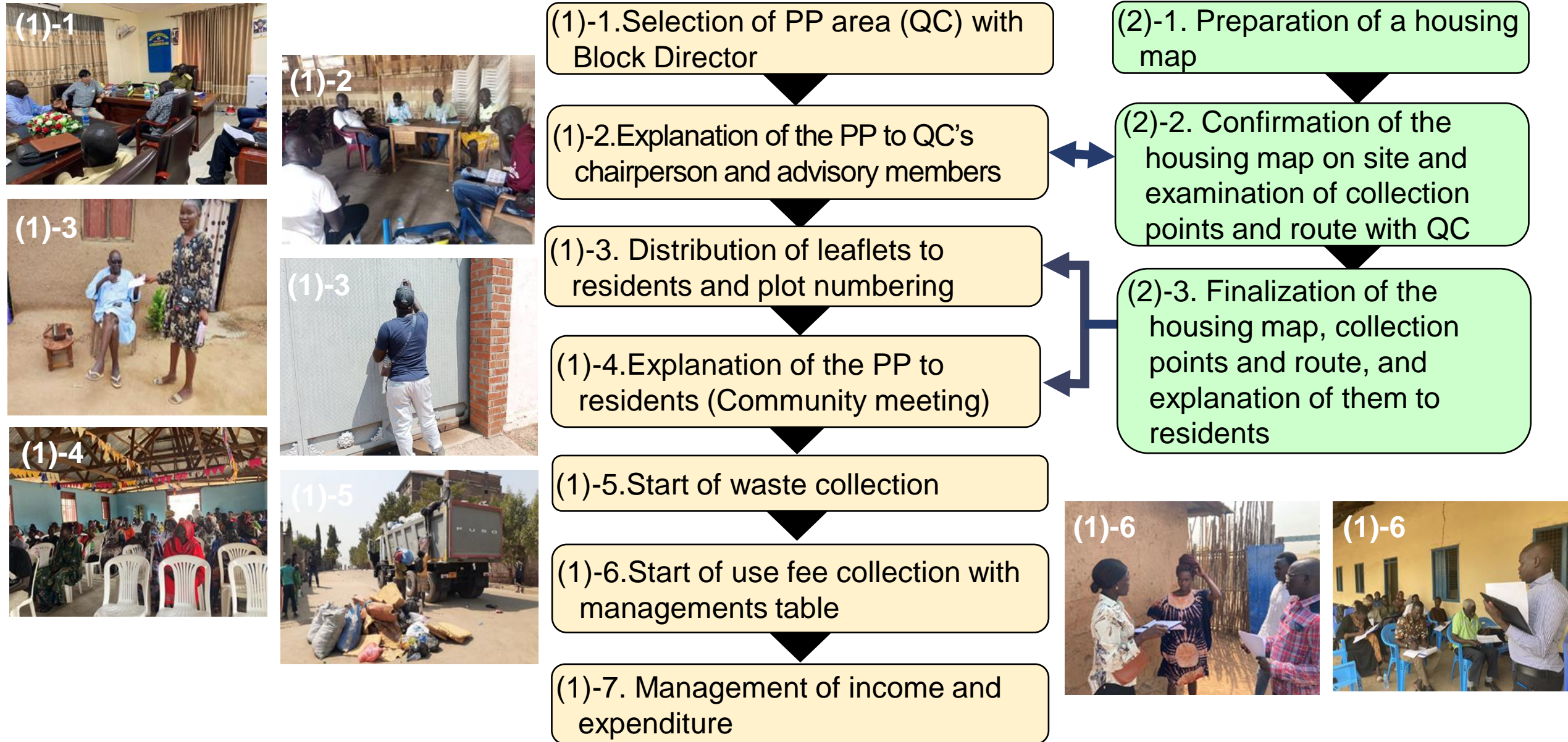
Total : 22 QCs



Name of Block	Present PP area (QC)
Juba Block:14QCs 50% (7/14QCs)	① Hai Malakal ② Nimira Talata ③ Hai Cinema ④ Negli ⑤ Mayo ⑥ Hai Gabat ⑦ Hai Buluk
Munuki Block: 24 QCs 25% (6/24QCs)	① Gudele BK7 ② Hai Kuwait ③ Gudele BK8 ④ Mauna BK1 ⑤ Mauna BK2 ⑥ Munuki BK(B) ZoneⅢ
Kator Block: 19 QCs 47% (9/19QCs)	① Hai Malakia ② Kelibalak ③ Kator West ④ Joborona ⑤ Atlabara A ⑥ Atlabara C ⑦ Kator Centre ⑧ Juhur Fathi ⑨ Kator East

3. FEE COLLECTION SYSTEM IN THE TCP

3-2. Preparation Flow of Fee Collection Pilot Project (PP)




3. FEE COLLECTION SYSTEM IN THE TCP

3-3. Public Awareness (Clean City)

(1) World Cleanup Day



(2) Drawing Contest



Calender



(3) PET Bottle Recycling Contest



Collected PET
Bottles by students



3. FEE COLLECTION SYSTEM IN THE TCP

3-3. Public Awareness (Fee collection)



Distribution of leaflets



Video production and TV broadcasting



Newspaper & Radio Programs



Community meetings

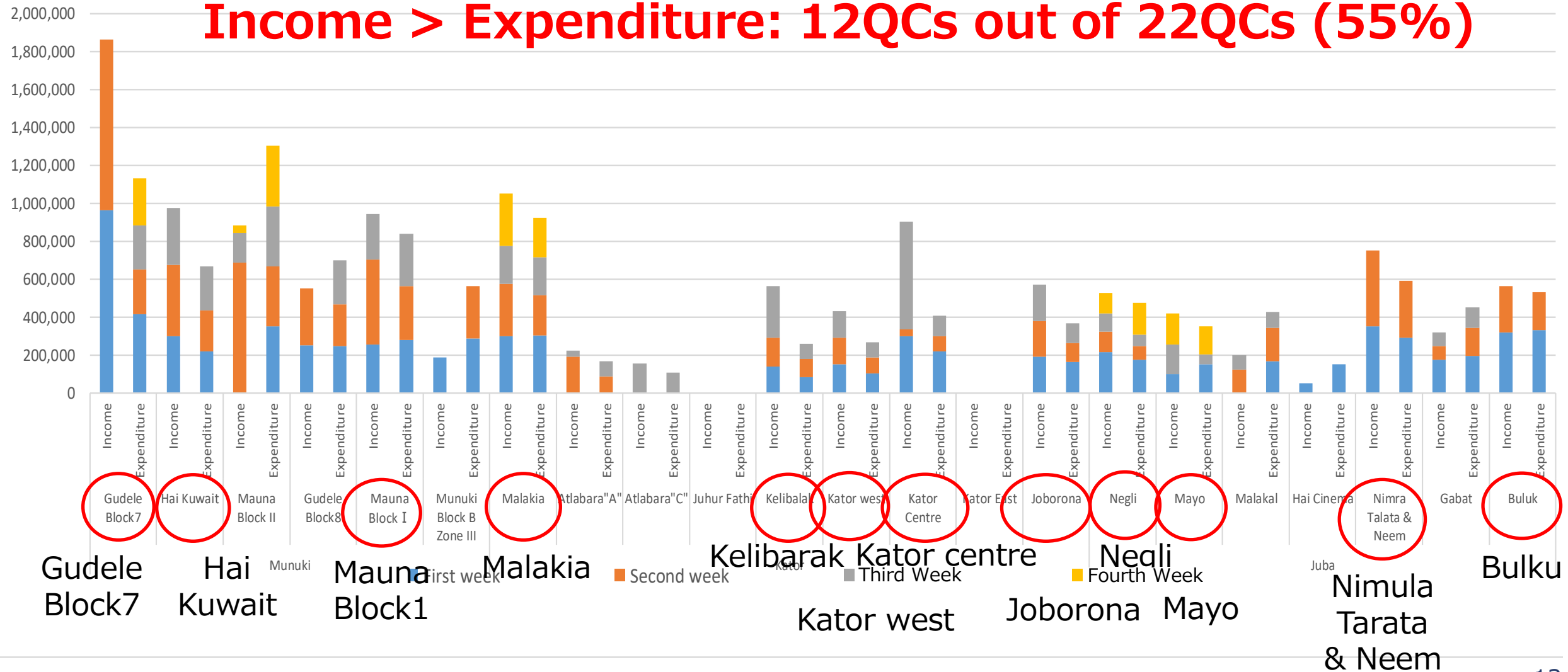


Project Facebook

3. FEE COLLECTION SYSTEM IN THE TCP

3-4. Income & Expenditure of HH waste collection in Nov. 2024

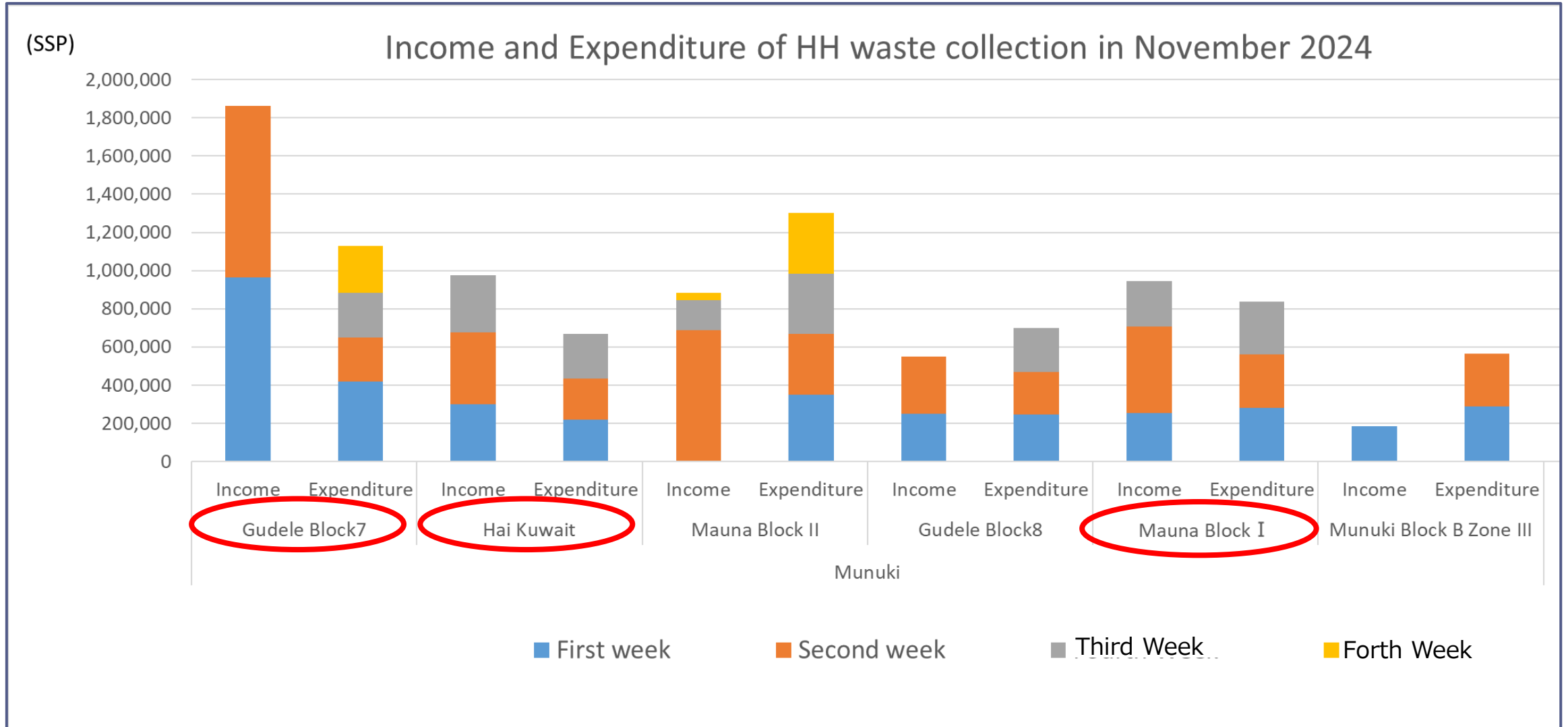
Income > Expenditure: 12QCs out of 22QCs (55%)



3. FEE COLLECTION SYSTEM IN THE TCP

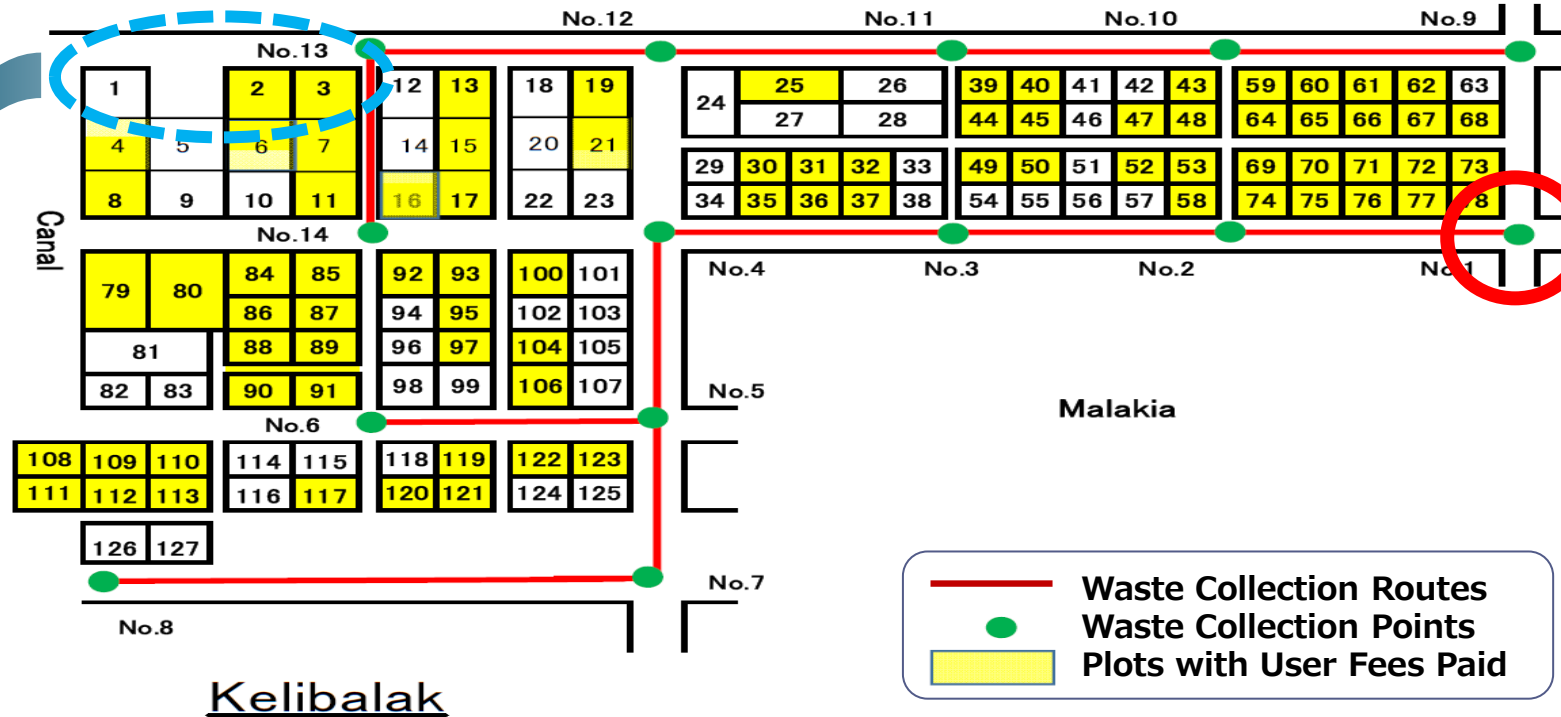
3-4. Income & Expenditure of HH waste collection in Nov. 2024

In case of Munuki Block (6 QCs in the PP)



3. FEE COLLECTION SYSTEM IN THE TCP

3-5. Housing Map and Fee Collection Management Table



User Fee Collection Management

Block:

Kator

QC:

Kelibalak

Plot No.	HH No.	Name	Contact	Leaflet	USER FEE COLLECTION								
					2024				2025				
					Sept	Oct	Nov	Dec	Jan	Feb	March	April	May
1	1	Charles James	0925919900	Yes									
2	1	Ali	0929996667	Yes	5000	5000	5000	5000					
2	2	Abdulharman	0983157979	Yes	5000	5000	5000	5000					
2	3	Siliman Alhaj	0922099992	Yes	5000		5000	5000					
2	4	Selim		Yes	5000	5000	5000	5000					
3		John Juba	9255559210	Yes	5000	5000	5000	5000					
3	2	Walid Taflam	0929996667	Yes		5000	5000						

3. FEE COLLECTION SYSTEM IN THE TCP

3-6. Leaflet for Fee Collection Pilot Project



FEE COLLECTION PILOT PROJECT

المشروع التجريبي لتحصيل الرسوم

- **PURPOSE:** To create a sustainable waste collection system in Kelibalak.
- **الهدف:** خلق جمع النفايات بنظام مستدامة في حي كليبالاك.
- **TARGET AREA:** Kelibalak at Kator Block.
- **منطقة الهدف:** حي كليبالاك بمحلية كتور.
- **SCHEDULE:** Every Friday, (08:00am-02:00pm).
- **الجدول:** كل يوم الجمعة, الساعة (٨:٠٠ ص - ٢:٠٠ م).
- **FEE COLLECTION AMOUNT:** **5,000 SSP** per Month.
- **مبلغ تحصيل الرسوم:** **٥,٠٠٠ ج** شهرياً.
- **METHOD OF COLLECTION:** Fixed Time Fixed Collection.
- **طريقة الجمع:** زمن ثابت, جمع ثابت.
- **Plot No:** () **رقم القطعة:**
- **HH No:** () **رقم العائلة:**

3. FEE COLLECTION SYSTEM IN THE TCP


3-7. Amount of Waste Collected

Unit: t

Type of waste	Name of Block	Dec. 2020		Dec. 2024	
		Waste generated	Waste collected	Waste generated	Waste collected
Household	Juba	79.0	0.0	93.0	6.1 (11%)
	Kator	65.0	0.0	78.0	0.8 (2%)
	Munuki	118.0	0.0	151.0	10.5 (12%)
	Sub-Total	262.0	0.0	322.0	17.4 (9%)
Business	Juba	—	—	—	35.5
	Kator	—	—	—	8.8
	Munuki	—	—	—	40.5
	Sub-Total	165.0	57.4	196.0	84.8 (75%)
Total		427.0	57.4 (13.4%)	518.0	102.2 (34%)



Juba County



THANK YOU