

Arab Republic of Egypt

Country Gender Profile
(Arab Republic of Egypt)
Survey Report

March 2018

Japan International Cooperation Agency (JICA)

IC Net Limited

EI
JR
18-025

Map



Source : UN Geospatial Information Section (<http://www.un.org/Depts/Cartographic/map/profile/egypt.pdf>)

Table of Contents

Map

Abbreviation

Summary

1. Basic Indicators	1
1.1 Socioeconomic Indicators	1
1.2 Health Indicators	8
1.3 Education Indicators.....	9
1.4 Other Relevant Indicators.....	12
2. Women’s Situation and the Government’s Interventions in Gender Mainstreaming in Egypt.....	17
2.1 Overview of Socioeconomic Background in Egypt	17
2.2 Women’s Situation in Egypt.....	19
2.3 Egyptian Government’s Interventions for Gender Equality and Women’s Empowerment	24
2.4 National Machinery	29
2.5 Relevant Units in Other Ministries.....	31
3. Women’s Situation in the Selected Sectors	32
3.1 Education.....	32
3.2 Health	39
3.3 Agriculture and Rural Development	41
3.4 Women’s Participation in Economic Activities.....	44
4. Status of Gender Mainstreaming in JICA’s Projects and Challenges	48
4.1 Egypt-Japan Education Partnership (EJEP)	48
4.2 Greater Cairo Metro Line No.4 Project (Yen Loan)	54
4.3 Country-Focused Training Course on Improvement of Employment System and Services.....	56
4.4 Recommendations on Implementation of Development Assistance from the perspectives of Women’s Empowerment and Gender Mainstreaming	57
5. Interventions for Assisting Women by Other International Organizations, NGOs, and Others.....	60
5.1 International Organizations	60
5.2 Bilateral Aid Agencies.....	65
5.3 NGOs, etc.....	67
6. Relevant Information	68
6.1 List of the Organisations and Personnel Concerned.....	68
6.2 List of Relevant Documents	68
7. Reference Materials	70

Abbreviation

AWTAD	Association for Women's Total Advancement & Development
BDS	Business Development Service
CAPMAS	Central Agency for Public Mobilization and Statistics
CEDAW	Convention on the Elimination of All Forms of Discrimination against Women
	Committee on the Elimination of All Forms of Discrimination against Women
CIA	Central Intelligence Agency
DAC	Development Assistance Committee
ECWR	Egyptian Center for Women's Rights
EJEP	Egypt-Japan Education Partnership
E-JUST	Egypt-Japan University of Science and Technology
ENR	Egyptian National Railways
EU	European Union
FAO	Food and Agriculture Organization of the United Nations
FGM/C	Female Genital Mutilation/Cutting
GBV	Gender-Based Violence
GDI	Gender Development Index
GDP	Gross Domestic Product
GEMAISA	Enhancing Gender Mainstreaming for Sustainable Rural Development and Food Security Actions
GGI	Gender Gap Index
GII	Gender Inequality Index
GNI	Gross National Income
GSS	General Secondary School
HDI	Human Development Index
HI	Health Insurance
HIV	Human Immunodeficiency Virus
IHDI	Inequality-adjusted Human Development Index
ILO	International Labour Organization
IMF	International Monetary Fund
JICA	Japan International Cooperation Agency
MDGs	Millennium Development Goals
MoALR	Ministry of Agriculture and Land Reclamation
MoETE	Ministry of Education and Technical Education
MoHESR	Ministry of Higher Education and Scientific Research
MoHP	Ministry of Health and Population
MoM	Ministry of Manpower
MSEs	Micro and Small Enterprises
MSMEDA	Micro, Small and Medium Enterprise Development Authority
NCW	National Council for Women
NGO	Non-Governmental Organization

ODA	Official Development Assistance
OECD	Organization for Economic Co-operation and Development
OHCHR	Office of the United Nations High Commissioner for Human Rights
PCUWA	Policy Coordination Unit for Women in Agriculture
PPP	Purchasing Power Parity
SDGs	Sustainable Development Goals
SFD	Social Fund for Development
SFSD	Sawiris Foundation for Social Development
SRC	Social Research Center
TFR	Total Fertility Rate
TSS	Technical Secondary School
UN	United Nations
UNDAF	United Nations Development Assistance Framework
UNDP	United Nations Development Programme
UNESCO	United Nations Education, Scientific and Cultural Organization
UNFPA	United Nations Population Fund
UNICEF	United Nations Children's Fund
USAID	United States Agency for International Development
VAW	Violence Against Women
WHO	World Health Organization

Summary

Overview of Socio-economic Background and Gender
Overview of Socio-economic Background in Egypt
<ul style="list-style-type: none">• In January 2011, as a result of a massive anti-government demonstration and several associated events, the president was forced to resign after being in power for 30 years. However, because of the next government's lethargic attitude toward the improvement of the economic situation, particularly fuel crisis, people became dissatisfied with the government. As the result of a referendum conducted in January 2014, a new constitution was enacted and the current President Abdel-Fattah El-Sisi was inaugurated in June 2014.• The global financial and economic crisis occurred in 2008 caused a severe decline in migrant remittances from overseas and revenue from the Suez Canal toll. In addition, following the political change in 2011, the revenue from tourism and foreign investment also declined. However, the economy has been showing a recovery trend with the GDP growth rate of 4.3 percent in 2016.
Women's Situation in Egypt
<ul style="list-style-type: none">• Violence and sexual harassment against women is a serious social problem in Egypt. Rural women or women in Lower Egypt report a higher rate of spousal violence than the others. A certain number of women are subjected to sexual harassment in public spaces such as workplace, education institutions, public transportation or street.• Egypt is one of the countries with a high percentage of Female Genital Mutilation and Cutting (FGM/C). According to the survey in 2015, 90 percent of Egyptian women aged 18-64 years have undergone circumcised. However, it cannot be banned completely.• Due to the traditional social norm and poverty, the prevalence of forced marriage and early marriage (child marriage) is high in rural areas. Especially in rural Upper Egypt, more than 20 percent of women have experienced forced marriages.• Women's political participation is also a significant gender issues. Currently, women's representation in the parliament is 89 seats (14.9 percent) in the 2015 election. There are six female ministers which consists for 17.1 percent after the reshuffle of the Cabinet in January 2018. Election of local council is expected to be conducted soon.
Egyptian Government's Intervention for Gender Equality and Women's Empowerment
<ul style="list-style-type: none">• The new constitution enacted in 2014 clearly declares to achieve equality between women and men and commits to take necessary measures to ensure appropriate representations of women in the parliament, public posts, high management posts in the state, judicial posts. The Egyptian government ratified the CEDAW in September 1981; however, the periodic report has not been submitted after the sixth and seventh combined report submitted in September 2008.• In March 2017, the 'National Strategy for the Empowerment of Egyptian Women 2030' was formulated. Four pillars such as women's political, economic and social empowerment and protection are set. The 'National Strategy for Combating Violence against Women 2015-

2020' and the 'National FGM Abandonment Strategy 2016-2020' were also formulated. The government is actively engaged in legislation and amendment of existing laws for ensuring women's rights and gender equality.

- National Council for Women (NCW) is a national machinery for gender mainstreaming in Egypt. Under the Board, there are 17 standing committees which are attended by the members of the ministries and agencies concerned. Branches in all the 27 governorates implement various projects and activities with use of local human resource network.
- In 29 ministries and three State administrative apparatuses, equal opportunity units for ensuring the women's rights and prevent all forms of discrimination against women in the workplace are established.

Women's Situation in the Selected Sectors

Education

- Women's literacy rate of 74 percent is lower than 85.6 percent for men's literacy rate in 2016. Women's literacy rate in Upper Egypt is relatively low. The youth literacy rate (aged 15-24) of girls is 96.3 percent (2015), so that it appears that women's literacy rate for the elder generation is much lower.
- There is no significant gender disparity in enrolment at each education level. However, more than 50 percent of pupils in community schools which are for the children who dropped out or never go to school are girls in Upper Egypt. As for the pass rate for exams at each education level, more girls than boys pass the exams at all levels except at the preparatory level. Possible constraints against boy's studying should also be examined carefully.
- As gender issues in technical secondary school, it is pointed out that there is a certain gender bias in the selection of track and sub-specialty. Since the employment rate of female students after the graduation is extremely low, it is required to provide appropriate academic and career guidance, identify and integrate new tracks and sub-specialties that meet needs of the labour market, and integrate entrepreneurship education in the curricula of all tracks.
- In higher education, although a significant gender disparity is not observed in the enrolment, the proportion of female and male students significantly differs according to the majors. Main gender issues in higher education are the unbalanced number of academic and administrative staff and sexual harassment.

Health

- Rural women's access to healthcare services is limited especially in Upper Egypt. Possible factors which are more influential for women are distance to healthcare services and means of transportation, a feeling of hesitation with regard to taking medical services alone and a preference for female healthcare personnel as well as social norms such as the necessity of approval from family members for going to hospital.
- Corresponding to the recent rapid population growth, measures for ensuring reproductive health, including family planning, are urgently required.
- Ending FGM/C is a serious issue in Egypt.

<p>Agriculture and Rural Development</p>
<ul style="list-style-type: none"> • It is necessary to revitalise the Policy Coordination Unit for Women in Agriculture and merge several entities supporting rural women with their capacity building. In addition, the number of female extension staff members is extremely limited, with only 3.9 percent. • There are regional differences in the distribution of roles in farming activities between women and men based on traditional social norms, such as in some areas where women are not engaged in farming activities outside. While rural men tend to be engaged in non-agricultural income generating activities, rural women are expected to take the diversified and enlarged roles. • In Egypt, although women's land ownership and inheritance rights are legally approved, women's access to land is strictly limited. As for the access to the financial services, several loan products for rural women have been started to provide recently. As for the access to the market, although it is said that women are mainly involved in sales activities in neighboring markets, the situation depends on areas where there are strict limitations on women's going out.
<p>Women's Participation in Economic Activities</p>
<ul style="list-style-type: none"> • The female unemployment rate of 23.6 percent in 2016 is higher than the male unemployment rate of 8.9 percent. Furthermore, the unemployment rate for female who graduated from university or above is much higher at 30.9 percent in 2016. This is not only because the job opportunities for formal work in private sectors are limited, but also because the available number of jobs in public sectors are relatively smaller than the number of annual university graduates. Therefore, many women are queuing for jobs in public sectors or are forced to work in informal sectors with inappropriate working environments and low wages. • The number of female entrepreneurs is 613,000 in 2014 which accounting for around nine percent is far fewer than six million male entrepreneurs of six million. With high proportion of female entrepreneurs in informal sector, most of them are engaged in small-sized home industries in the agricultural sector. For most of the female entrepreneurs, access to finance, information and business support services are limited.
<p>Status of Gender Mainstreaming in JICA's Projects and Challenges</p>
<ul style="list-style-type: none"> • It is found that a certain gender perspective is taken into consideration in each project such as collecting the disaggregated number of beneficiaries between women and men in the baseline survey, considering gender equity in the recruitment of academic and administrative staff and the selection of students in the E-JUST project, the installation of women-only cars in the Metro project. • For producing more distinct outcomes of the projects, it is desirable to integrate gender perspective more proactively. Especially in the planning stage, it is necessary to identify both of gender issues and gender needs and consider the possible measures to be taken in great deal.

Recommendations on the Implementation of Development Assistance for Women's Empowerment and Gender Mainstreaming

- While the Egyptian government has actively promoted its gender policy, it is crucial for JICA to publicize its contribution to women's empowerment in a multi-dimensional fashion as a concrete aid policy corresponding to the current aid trend in Egypt. Furthermore, although JICA projects in general do not directly aim for gender equality and mainstreaming, the integration of the gender perspectives makes it possible for them to address gender issues effectively.
- To take proper gender actions, in addition to the collection of gender-disaggregated data and the examination of the existence of gender issues in the planning stage, it is also necessary to collect and analyse more widely data and information that are relevant to gender issues.
- In implementing a project to achieve credible outputs from the gender perspective, it is essential to examine and integrate 'gender devices' in project activities for promoting equal and active participation of women and men and having them enjoy the outcomes equally based on the results of the above-mentioned gender analysis in the planning stage. To implement a project to boost women's empowerment in a broader sense, it is necessary to not only integrate gender devices in project activities and methods for implementing the activities but also take a cross-sectoral approach beyond the existing scope of sector assistance.
- Even if the project purpose and outputs take no measure for addressing gender issues, it is necessary for a project to set appropriate indicators for examining the degree to what extent the project could help solve the gender issues identified in the planning stage and identify the differences in the degree of participation in the project activities, enjoyment of achieved outputs, and positive and negative impacts on women and men.

1. Basic Indicators

1.1 Socioeconomic Indicators

1.1.1 Population

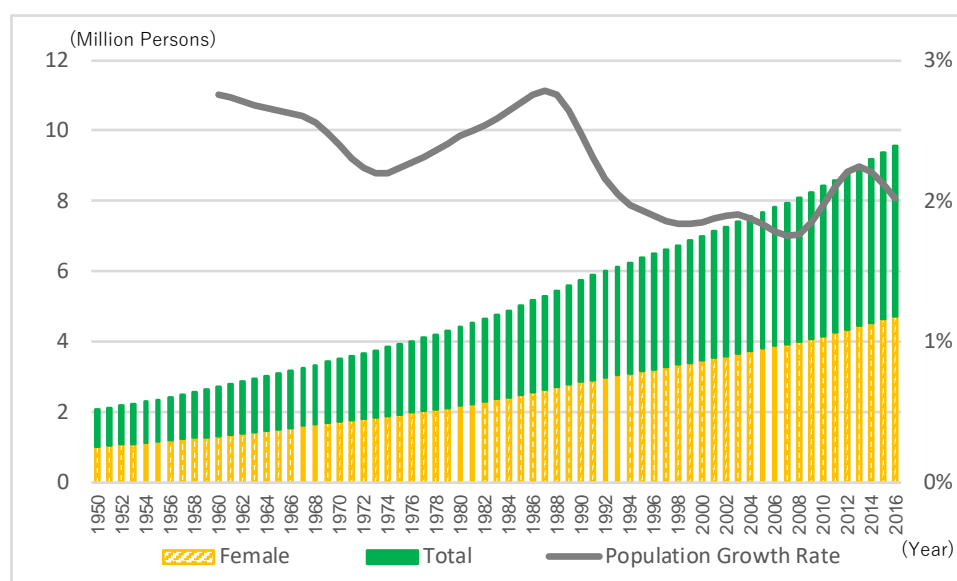
According to the 2017 Census,¹ the Arab Republic of Egypt has a population of 94.8 million, the largest among the Arabic and North African countries. Egypt's population grew at a rate of 2.02 percent in 2016. Although it is below its peak in the late 1980s, the annual population growth rate has hovered at a high 2 percent since 2011 (Figure 1-1). Such rapid population growth has become one of the issues of greatest concern for Egyptian society together with unemployment, urban congestion, and traffic jams caused by the large population.

Table 1-1: Population Statistics

	2006	2017
Population	72,798,000 ^{*1}	94,798,827 ^{*2}
Female	48.9% ^{*1}	48.4% ^{*2}
Male	51.1% ^{*1}	51.6% ^{*2}
Rural Areas	56.9% ^{*1}	57.8% ^{*2}
Urban Areas	43.1% ^{*1}	42.2% ^{*2}
Population growth rate	1.78% ^{*3}	2.02% (2016) ^{*3}
Life expectancy at birth (Female)	72.0 ^{*3}	73.6 (2015) ^{*3}
(Male)	67.3 ^{*3}	69.1 (2015) ^{*3}

Source: ^{*1} Central Agency for Public Mobilization and Statistics (CAPMAS), 2017, *Statistical Yearbook 2017 – Population*,

^{*2} CAPMAS, 2017, *Census: Population*, ^{*3} World Bank Open Data (<https://data.worldbank.org/country/egypt-arab-rep>)

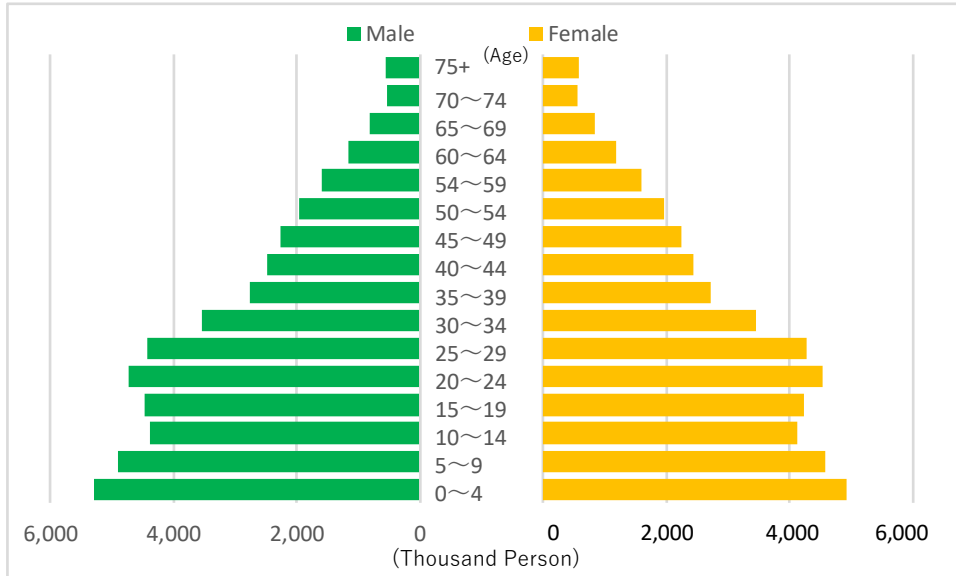


Source: Compiled based on World Bank Open Data (<https://data.worldbank.org/country/egypt-arab-rep>)

Figure 1-1: Transition of Population and Population Growth (1950–2016)

The population pyramid (Figure 1-2) shows that the youth population (below the age of 15) accounts for 31 percent, and the productive population (between the ages of 15 and 64) accounts for 64 percent. Due to the unbalanced population composition, the below-30 population accounts for more than 60 percent of the total population.

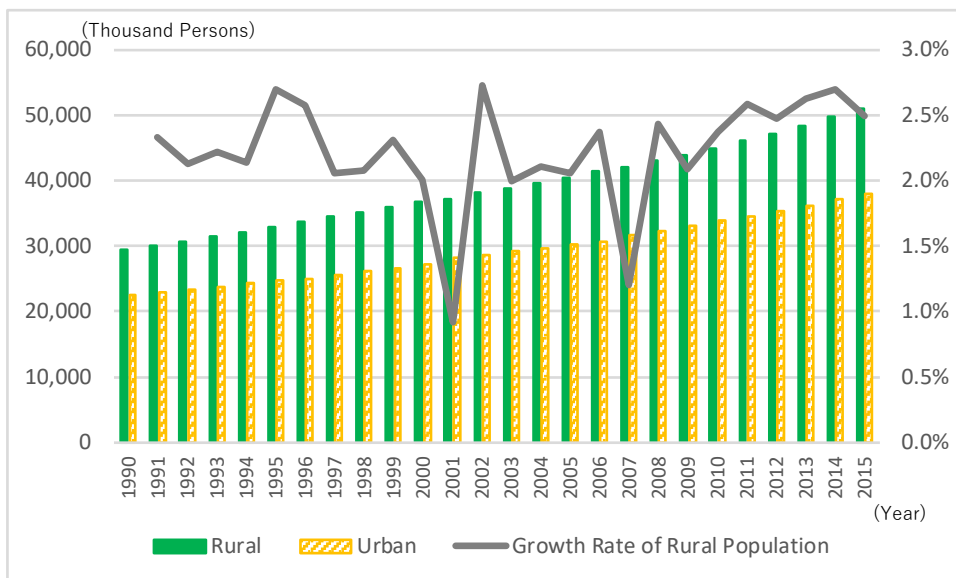
¹ CAPMAS, 2017, *Census: Population*



Source: Compiled based on CAPMAS, 2016, *Egypt in Figures 2016* (in UNICEF, 2016, *Children in Egypt 2016: A Statistical Digest*)

Figure 1-2: Population Pyramid (2016)

According to the 2017 Census, Egypt's rural population is 54.8 million (26.5 million women and 28.3 million men), and its urban population is 40.0 million (19.4 million women and 20.6 million men).² The rural and urban proportions of the overall population have hovered around 57 percent and 43 percent respectively after 1990 without undergoing large shifts³ (Figure 1-3). As for the population distribution by governorate, the biggest population, 9.5 million people, is in Cairo governorate,⁴ and there are big populations in Giza and Sharqia governorates and smaller population in South Sinai and ElWadi Elgidid governorates.⁵



Source: Compiled based on CAPMAS, 2017, *Statistical Yearbook - Population*

Figure 1-3: Transition of Urban and Rural Population (2000-2015)

² CAPMAS, 2017, *Census: Population*

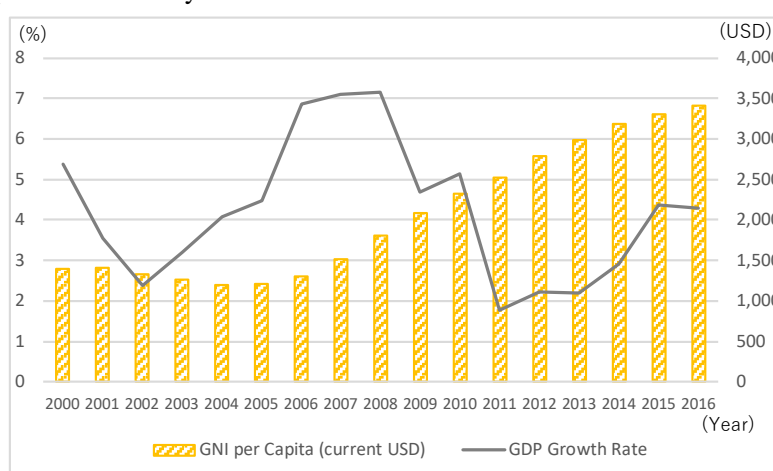
³ CAPMAS, 2017, *Statistical Yearbook - Population*

⁴ CAPMAS, 2017, *Census: Population*

⁵ CAPMAS, 2017, *Statistical Yearbook - Population*

1.1.2 Economy

Egypt's Gross Domestic Product (GDP) in 2015 is 1.9 trillion Egyptian Pounds (EGP, 11.7 trillion Japanese Yen⁶). In 2015, the percentage share of GDP by sectors was 15.8 percent for manufacturing; 13.4 percent for wholesale and retail; 12.5 percent for mining (natural resources); and 11.2 percent for agriculture, forestry, and fisheries.⁷ The GDP growth rate in 2016 was 4.3 percent⁸ with the growth rate by sector: 11.2 percent for construction, 8.4 percent for communication, 7.1 percent for electricity, -28.5 percent for the restaurant and hotel sector, and -11.0 percent for natural gas.⁹ Female participation rate in the industries with high GDP growth rate is 0.5 percent for construction, 18.5 percent for communication and 5.9 percent for electricity. The consumer price index (CPI) has drastically increased due to the transition to the flexible exchange-rate system in November 2016. Although the CPI increase rate was 133.0 percent in July 2017, it decreased to 117.1 percent in January 2018.¹⁰

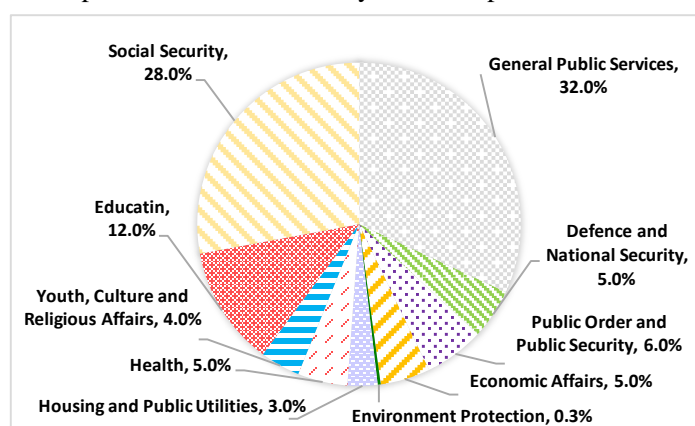


Source: Compiled based on World Bank Open Data (<https://data.worldbank.org/country/egypt-arab-rep>)

Figure 1-4: GDP Growth Rate and GNI per Capita (2010–2015)

1.1.3 Public Expenditure

According to the Ministry of Finance,¹¹ the largest portions of public expenditure are 32.0 percent for general public services, 28.0 percent for social security, and 12.0 percent for education.



Source: Compiled based on Ministry of Finance, 2017, *Financial Monthly*

Figure 1-5: Proportion of Public Expenditure by Sector (Average of 2011–2015)

⁶ Calculated based on the exchange rate as of 10 Feb. 2018 (EGP 1.00 = JPY 6.14)

⁷ CAPMAS, 2017, *Statistical Yearbook – National Accounts*

⁸ World Bank Open Data (<https://data.worldbank.org/country/egypt-arab-rep>)

⁹ *ibid.*

¹⁰ Central Bank of Egypt (<http://www.cbe.org.eg/en/EconomicResearch/Statistics/Pages/Inflation.aspx>, accessed on 11 Feb. 2018)

¹¹ Ministry of Finance, 2017, *Financial Monthly*

1.1.4 Poverty

The proportion of those below the national poverty line (EGP 700–800 per month in 2017,¹² which is equivalent to JPY 4,301–4,916¹³) was 27.8 percent in 2015 with the highest ratio, 56.7 percent, in upper-rural governorates. Table 1-2 shows that poverty is more serious in rural areas. The GINI index,¹⁴ which examines the degree of unequal distribution of income among individuals and households, is 0.35 in 2015 and shows more unequal distribution in urban areas (0.31 for urban areas and 0.25 for rural areas).¹⁵

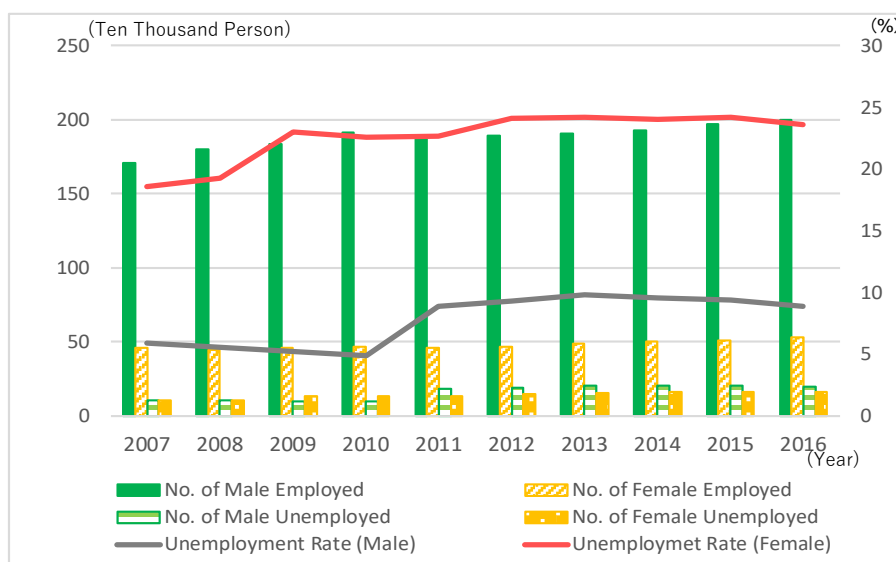
Table 1-2: Poverty Rate according to the National Poverty Line

Area	2008	2010	2012	2015
Urban Governorates	6.9%	9.6%	15.7%	15.1%
Lower Egypt				
Urban Lower Egypt	7.3%	10.3%	11.7%	9.7%
Rural Lower Egypt	16.7%	17.0%	17.4%	19.7%
Upper Egypt				
Urban Upper Egypt	21.3%	29.5%	26.7%	27.4%
Rural Upper Egypt	43.7%	51.4%	49.4%	56.7%
Frontier Governorates				
Urban Frontier Governorate	4.8%	3.6%	11.3%	-
Rural Frontier Governorate	23.2%	33.3%	46.6%	-
Total	21.6%	25.2%	26.3%	27.8%

Source: UNICEF, 2016, *Children in Egypt 2016: A Statistical Digest*

1.1.5 Labour

According to the Statistical Yearbook 2017, the number of employees is 20 million male and 5.4 million female employees, and the number of unemployment is 2 million unemployed men and 1.7 million unemployed women¹⁶ with the female labour participation rate being 23 percent¹⁷. Figure 1-6 shows a much higher unemployment rate for women, 23.6 percent, than for men, 8.9 percent, in 2016.



Source: Compiled based on CAPMAS, 2017, *Statistical Yearbook - Labour*

Figure 1-6: Number of Employed and Unemployed and Unemployment Rate by Sex (2007–2016)

¹² Egypt Today website (<https://www.egypttoday.com/Article/3/13326/Egypt-s-poverty-line-to-increase-to-LE-800-monthly>, lastly accessed on 11 Feb. 2018)

¹³ Calculated based on the exchange rate as of 10 Feb. 2018 (EGP 1.00 = JPY 6.14)

¹⁴ A value of 0 represents absolute equality, a value of 100 absolute inequality.

¹⁵ UNICEF, 2016, *Children in Egypt 2016: A Statistical Digest*

¹⁶ CAPMAS, 2017, *Statistical Yearbook - Labour*

¹⁷ World Bank Open Data (<https://data.worldbank.org/country/egypt-arab-rep>)

Regarding the proportion of the unemployed by education level (Figure 1-7), 88.9 percent of unemployed women graduated from higher education, which indicates that the education level of unemployed women is higher than that of their male counterparts. Only 3.2 percent of unemployed women are illiterate (the proportion of illiteracy among unemployed men is double that: 6.4 percent).



Source: Compiled based on CAPMAS, 2017, *Statistical Yearbook - Labour*

Figure 1-7: Proportion of the Unemployed by Education Level (2016)

According to Table 1-3, although the proportion of employed men is much bigger in most sectors, more women are employed in the home service and health and social work sectors. The sectors that employ the most women are education (48.1 percent) and agriculture, hunting, and forestry (31.7 percent). The public administration sector, for which many Egyptian women are keen and queueing up to work, employs 23.0 percent of women.

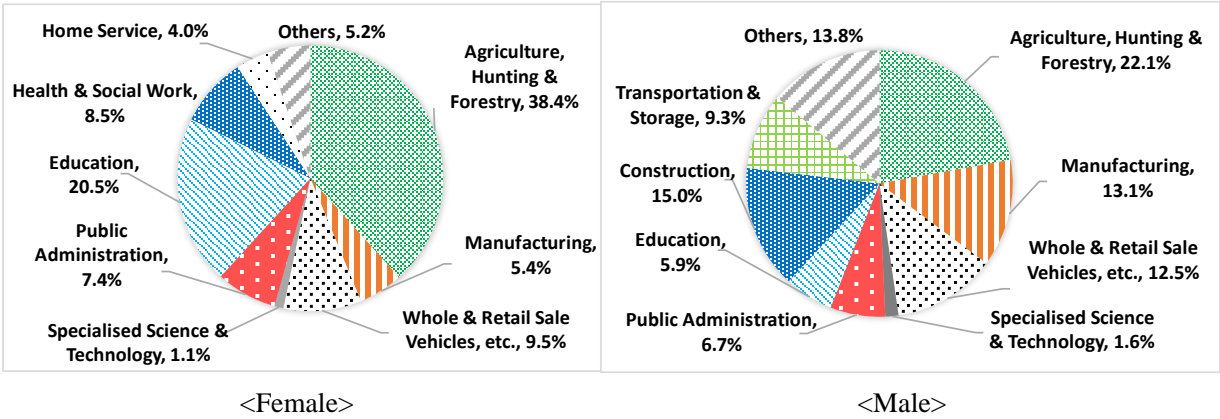
Table 1-3: Number of Employed People by Sex and Sector (2016)

Sector	Female	% of Female	Male
Agriculture, Hunting & Forestry	2,051,200	31.7%	4,426,600
Mining (Crude, Natural Gas)	800	2%	40,200
Manufacturing	289,000	10.0%	2,611,400
Electric, Gas, etc.	1,200	5.9%	190,400
Water Support, Drainage	1,600	5.2%	290,900
Construction	16,300	0.5%	2,993,000
Whole & Retail Sale Vehicles, etc.	507,100	16.9%	2,496,900
Transportation & Storage	31,300	1.7%	1,856,200
Restaurant & Hotel	48,100	7.2%	619,700
Information & Communication	34,800	18.5%	153,500
Insurance & Finance	36,700	20.3%	144,500
Real Estate	1,900	5.3%	34,200
Specialized Science & Technology	58,200	15.4%	377,000
Administration & Support	20,000	10.0%	200,600
Public Administration	396,900	23.0%	1,331,900
Education	1,098,100	48.1%	1,184,700
Health & Social Work	452,700	58.1%	326,900
Home Service	213,500	64.6%	116,800
Total	5,345,000	-	19,986,100

Source: Compiled based on CAPMAS, 2017, *Statistical Yearbook - Labour*

* Figures in red indicate the higher percentages.

Figure 1-8 shows the proportion of female and male workers by sector. The agriculture, hunting, and forestry sector employs the greatest share of both women (38.4 percent) and men (22.1 percent). While 20.5 percent of women work in the education sector, 15.0 percent and 13.1 percent of men are engaged in construction and manufacturing respectively. This shows that 7.4 percent of female workers and 6.7 percent of male workers are in the public administration sector.



Source: Compiled based on CAPMAS, 2017, *Statistical Yearbook - Labour*

Figure 1-8: Proportion of Female and Male Workers by Sector (2016)

1.1.6 Political Participation

Table 1-4 shows the indicators on women’s political participation.

Table1-4: Women’s Political Participation (Number and Percentage)

Women’s Seats in the National Parliament	89 seats (14.9 percent) (in the 2015 election) 2.2% (in the 2012 election), 12.7% (in the 2010 election)
Female Cabinet Members	6 members (17.1 percent) (as of January 2018)
Women’s Seats in the Local Council	To be conducted after March 2018
Women’s Governors	1 person (3.7 percent) (appointed in 2017)

Source: Compiled based on the interview

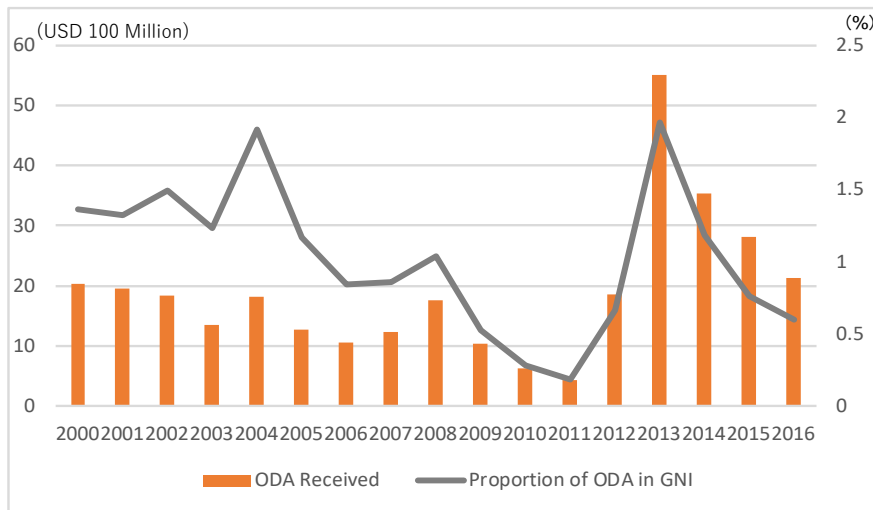
1.1.7 Development Assistance

The amount of official development assistance (ODA) increased to USD 5.5 billion in 2013 including the USD 4.8 billion loan from World Bank and decreased to USD 2.1 billion in 2016. It was agreed in 2016 and 2017 that International Monetary Fund (IMF) provide USD 12 billion adjustment loan for three years and World Bank provide USD 1.15 billion loan for economic stabilization which is separated from the approved project loan of USD 7.8 billion.¹⁸ The other major donors for Egypt in 2015 were the United Arab Emirates (UAE), European Union (EU), France, Germany, Japan, and the United States of America (USA).

19

¹⁸ World Bank website (<http://www.worldbank.org/en/news/press-release/2017/12/08/world-bank-and-egypt-sign-us-dollars-1-5-billion-loan-to-boost-economy-crea-te-jobs>, lastly accessed on 25 Feb. 2018)

¹⁹ OECD-DAC (<http://www.oecd.org/dac/financing-sustainable-development/development-finance-data/aid-at-a-glance.htm>, lastly accessed on 11 Feb. 2018)



Source: Compiled based on World Bank Open Data (<https://data.worldbank.org/country/egypt-arab-rep>), OECD-DAC (<http://www.oecd.org/dac/financing-sustainable-development/development-finance-data/aid-at-a-glance.htm>) (Both were lastly accessed on 11 Feb. 2018)

Figure 1-9: Amount of ODA and Proportion of ODA in GNI (2010–2015)

1.2 Health Indicators

Table 1-5 provides the indicators on the health and medical system, reproductive health, children's health, morbidity, and access to safe water and improved sanitation facilities in Egypt.

Table 1-5: Transition of Key Health Indicators

Indicators		2005 ^{*1}	2010 ^{*2}	2015 ^{*3}
Health and medical system				
Density of physicians (per 1,000 population)		0.54 (2003)	2.83	2.83 ^{*4}
Density of nurses (per 1,000 population)		1.98 (2004)	3.52	3.52 ^{*4}
Density of midwives (per 1,000 population)		0.02 (2004)		
General government expenditure on health as % of total government expenditure		7.9% (2004)	5.6% (2009)	5.6% (2014)
Private expenditure on health as % of total expenditure on health		61.8% (2004)	60.5% (2009)	61.0% (2012)
Reproductive health				
Total fertility rate (TFR) ^{*5}		3.1	2.7	2.8 (2013)
Adolescent fertility rate (per 1,000 population)		50.2 ^{*6}	52.3 ^{*6}	51.3 ^{*6}
Births attended by skilled health personnel		74%	79% ^{*7}	92% ^{*8}
Antenatal care coverage	At least 1 visit	54% (2000)	73% ^{*7}	90% ^{*9}
	At least 4 visits	41% (2000)	66% ^{*7}	83% ^{*9}
Maternal mortality ratio (per 100,000 live births)		84 (2000)	6	33
Contraceptive prevalence rate		59.2%	55% (Rural) 62% (Urban)	80% ^{*10}
Children's health				
Neonatal mortality rate (per 1,000 live births)		17 (2004)	9	12.8
Infant mortality rate (per 1,000 live births)		28	19	18.6 (2013)
Under-5 mortality rate (per 1,000 live birth)		47	22	24.0
Under-5 stunted for age		23.8%	30.7% ^{*7}	30.7% ^{*9}
Under-5 underweight for age		5.4%	6.8% ^{*7}	6.8% ^{*9}
Immunization coverage	DTP3	98%	97%	93%
	HepB3	98%	97%	93%
Morbidity				
HIV prevalence above 15 years (per 100,000 population)		Less than 100	13 (2009)	9.1 (2013)
TB incidence (per 100,000 population)		25	18	15
Access to safe water and sanitary facilities				
Access to improved drinking water sources	Rural area	97% (2004)	99%	99% (2012)
	Urban area	99% (2004)		
Access to improved Sanitation (toilets)	Rural area	58% (2004)	95%	96% (2012)
	Urban area	86% (2004)		

^{*1} WHO, 2007, World Health Statistics, ^{*2} WHO, 2012, World Health Statistics, ^{*3} WHO, 2015, 2017, World Health Statistics,

^{*4} Average of 2007–2013, ^{*5} Number of children who would be born per woman,

^{*6} World Bank Open Data (<https://data.worldbank.org/country/egypt-arab-rep>), ^{*7} Average of 2005–2011,

^{*8} Average of 2005–2016, ^{*9} Average of 2007–2014, ^{*10} Average of 2005–2015

1.3 Education Indicator

1.3.1 Literacy

The literacy rate (over age 15) was 75.1 percent in 2013. Although the female literacy rate has improved to 67.2 percent, it is still lower than the male rate, with a 15.5 point gap.²⁰ Given that the youth literacy rate (15–25 years) is high enough (92.0 percent) with a small gap between women and men (3.3 percent), it can be assumed that the female literacy rate of the older generation is relatively low.

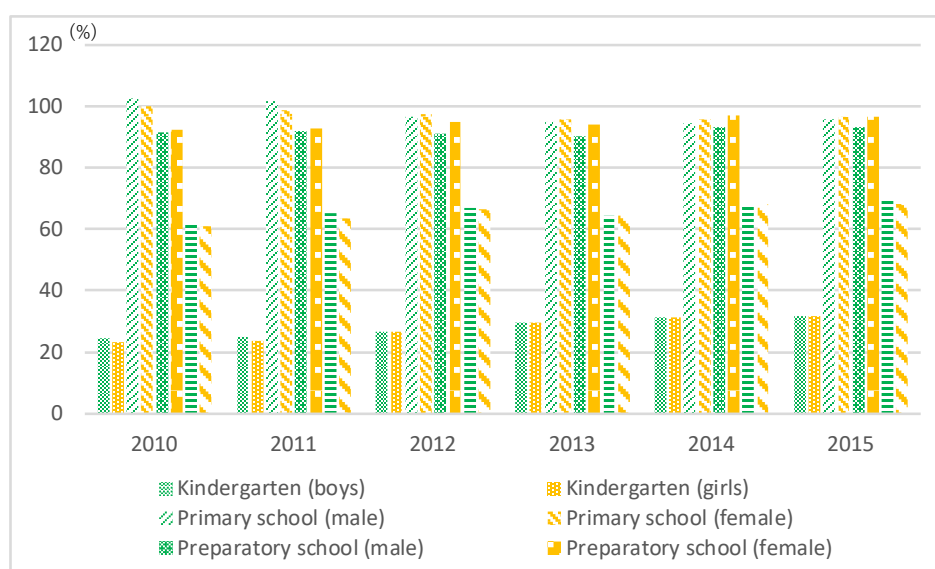


Source: Compiled based on World Bank Open Data (<https://data.worldbank.org/country/egypt-arab-rep>)

Figure 1-10: Adult Literacy Rate

1.3.2 Enrolment Rate

Figure 1-11 shows the transition of enrolment rate by gender for several education levels. No significant gender disparity in enrolment is observed at any education level.



Source: Compiled based on UNICEF, 2016, *Children in Egypt 2016: A Statistical Digest*

Figure 1-11: Transition of Enrolment Rate by Sex (2010–2015)

²⁰ World Bank Open Data (<https://data.worldbank.org/country/egypt-arab-rep>)

1.3.3 Number of Schools and Children/Pupils/Students

Table 1-6 shows the number of schools and children/pupils/students in kindergarten, primary, preparatory, and secondary schools. The percentage of girls at each education level has not significantly been changed. However, it is found that the percentage of girls in general high school is higher than in technical high school.

Table 1-6: Transition of the Number of Schools and Children/Pupils/Students (2010–2015)

	2010	2011	2012	2013	2014	2015
<i>Kindergarten</i>						
No. of kindergarten	8,642	8,928	9,209	10,227	10,630	11,064
Girls	404,868	416,775	466,716	532,906	565,599	585,494
Boys	446,271	457,955	505,362	577,412	611,165	634,501
% of Girls	47.6%	47.6%	48.0%	48.0%	48.1%	48.0%
<i>Primary School</i>						
No. of school	17,111	17,249	17,399	17,619	17,847	18,085
Female pupils	4,585,625	4,645,412	4,744,903	4,794,815	4,967,063	5,153,527
Male pupils	4,920,738	4,999,044	5,087,613	5,111,434	5,288,234	5,485,333
% of Girls	48.2%	48.2%	48.3%	48.4%	48.4%	48.4%
<i>Preparatory School</i>						
No. of school	10,113	10,372	10,608	10,928	11,228	11,466
Female students	2,047,162	2,051,791	2,111,873	2,143,017	2,227,914	2,274,622
Male students	2,105,980	2,107,054	2,168,036	2,194,688	2,295,188	2,356,014
% of Girls	49.3%	49.3%	49.3%	49.4%	49.3%	49.1%
<i>Secondary School (General)</i>						
No. of school	2,622	2,780	2,874	2,994	3,114	3,235
Female students	666,716	712,076	747,147	781,858	822,130	845,148
Male students	565,019	612,364	643,115	673,614	712,934	731,188
% of Girls	54.1%	53.8%	53.7%	53.7%	53.6%	53.6%
<i>Secondary School (Technical)</i>						
No. of school	1,829	1,829	1,929	1,984	1,995	2,150
Female students	728,798	723,443	735,352	709,370	717,519	733,814
Male students	878,327	904,725	951,507	900,509	928,231	976,872
% of Girls	45.3%	44.4%	43.6%	44.1%	43.6%	42.9%

Source: Compiled based on CAPMAS, 2017, *Statistical Yearbook – Education*

1.3.4 Number of Teachers

Table 1-7 shows the number of teachers at each education level. While the percentage of female teachers are exclusively high in kindergarten, it decreases as the grade is higher. With the exception of kindergarten, the percentage of female teachers is high in private schools than in public schools.

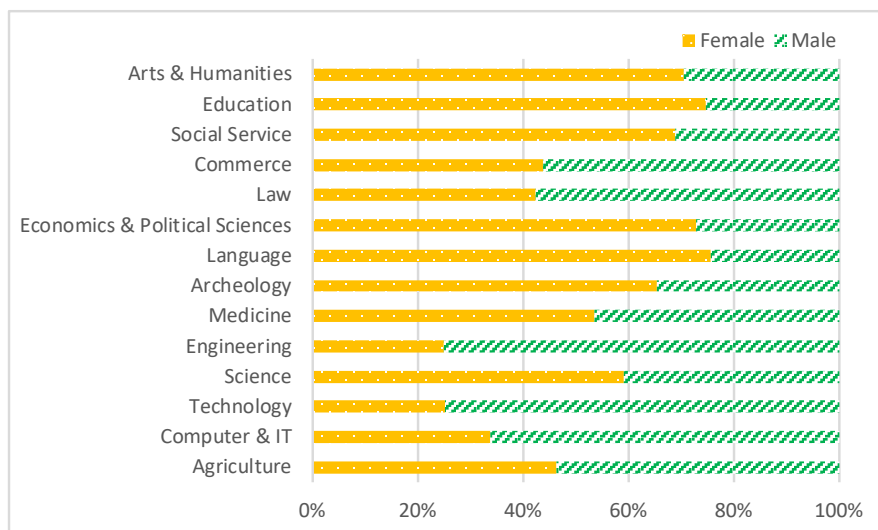
Table 1-7: Number of Teachers at Each Education Level (2015)

	Male	Female	% of Female
Kindergarten (public)	31	31,453	99.9%
Kindergarten (private)	186	12,296	98.5%
Primary School (public)	154,025	227,501	59.6%
Primary School (private)	7,363	30,055	80.3%
Preparatory School (public)	114,944	122,830	51.7%
Preparatory School (private)	7,309	8,222	52.9%
General High School (public)	59,354	40,511	40.6%
General High School (private)	3,390	2,982	46.8%

Source: Compiled based on CAPMAS, 2017, *Statistical Yearbook – Education*

1.3.5 Major in Higher Education

Students in higher education numbered 1.24 million women and 1.12 million men in 2015,²¹ with an enrolment rate of 35.6 percent for women and 36.9 percent for men.²² The proportion of female and male students differs according to the majors. While a significant number of male students are found especially in engineering and technology, more female students are in education, language, economics and political science, and arts and humanities. Female students also account for more than 90 percent in kindergarten education and domestic management. There is a faculty exclusively for women, and some Quran studies, Sharia and law, and Arabic-language faculties are for male students only.



Source: Compiled based on CAPMAS, 2017, *Statistical Yearbook - Education*

Figure 1-12: Number of Students by Major in Government Universities (2016)

²¹ CAPMAS, 2017, *Statistical Yearbook – Education*

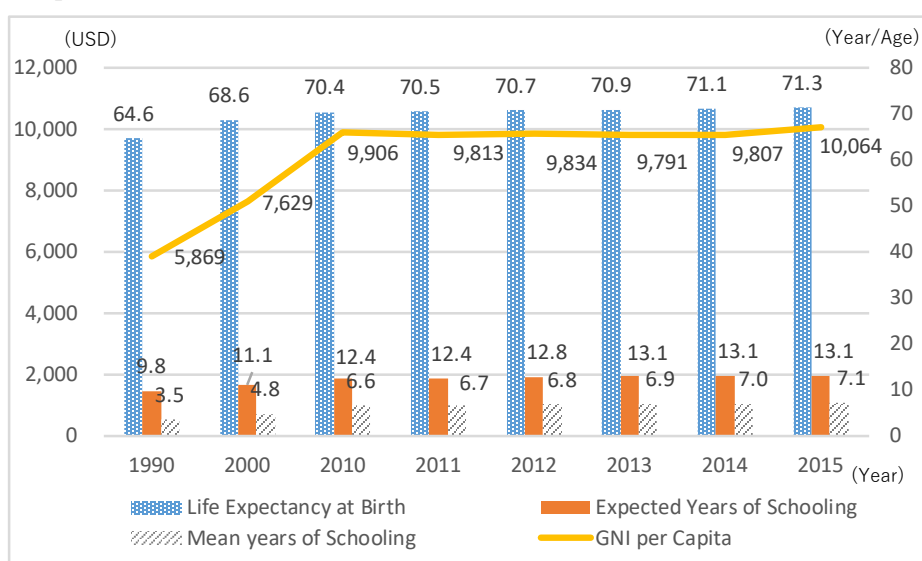
²² UNESCO Institute for Statistics (<http://uis.unesco.org/country/EG>, lastly accessed on 11 Feb. 2018)

1.4 Other Relevant Indicators

1.4.1 Human Development Index

(1) Human Development Index (HDI)

According to UNDP (2016), Egypt's Human Development Index (HDI) was 0.691 in 2015, ranking Egypt 111th among 188 nations and areas worldwide. Egypt is categorised as a middle-ranked HDI nation, and its HDI is higher than neighbouring Morocco and Syria and the average of middle-ranked HDI countries and Arabic countries. All four indexes (life expectancy at birth, expected years of schooling, mean years of schooling, and GNI per capita²³) that are bases for index calculation show a rising trend. GNI per capita increased by 171 percent between 1990 and 2015.



Source: Compiled based on UNDP, 2016, *Briefing Note for Countries on the 2016 Human Development Report: Egypt*

Figure 1-13: Transition of Egypt's HDI (1990–2015)

Table 1-8: Egypt's HDI in Comparison with Other Countries/Groups (2015)

	HDI value	HDI Rank	Life expectancy	Expected years of schooling	Mean years of schooling	GNI per capita
Egypt	0.691	111	71.3	13.1	7.1	10,064
Morocco	0.647	123	74.3	12.1	5.0	7,195
Syria	0.536	149	69.7	9.0	5.1	2,441
Arab States	0.687	-	70.8	11.7	6.8	14,958
Medium HDI	0.631	-	68.6	11.5	6.6	6,281

Source: UNDP, 2016, *Briefing Note for Countries on the 2016 Human Development Report: Egypt*

(2) Inequality-adjusted HDI (IHDI)

Egypt's Inequality-adjusted HDI (IHDI) was 0.491 in 2015, ranking 121st, ten ranks lower than the HDI ranking.

Table 1-9: Egypt's IHDI in Comparison with Other Countries/Groups (2015)

	IHDI value	Overall loss (%)	Inequality coefficient (%)	Inequality in life expectancy (%)	Inequality in education (%)	Inequality in income (%)
Egypt	0.491	29.0	28.2	13.4	35.0	36.3
Morocco	0.456	29.5	28.3	16.0	45.8	23.0
Syria	0.419	21.8	21.4	14.5	31.5	18.3
Arab States	0.498	27.5	27.1	17.9	37.1	26.2
Medium HDI	0.469	25.7	25.5	22.6	33.7	20.1

Source: UNDP, 2016, *Briefing Note for Countries on the 2016 Human Development Report: Egypt*

²³ 2011PPP USD

Egypt's IHDI is higher than the average of middle-ranked HDI countries but slightly lower than the average of Arabic countries. It is especially noted that the degree of inequality in income is higher than neighbouring Morocco and Syria.

(3) Gender Development Index (GDI)

Egypt's Gender Development Index (GDI) was 0.884 in 2015, which is higher than middle-ranked HDI countries and Arabic countries. It is found that the education level of both women and men in Egypt is higher than neighbouring Morocco and Syria. However, Egypt is categorised in the lowest among five GDI groups because of the absolute deviation from the gender parity of HDI.

Table 1-10: Egypt's GDI in Comparison with Other Countries/Groups (2015)

	Life expectancy		Expected years of schooling		Means years of schooling		GNI per capita		HDI values		GDI value
	Women	Men	Women	Men	Women	Men	Women	Men	Women	Men	
Egypt	73.6	69.2	13.0	13.2	6.4	7.9	4,750	15,267	0.640	0.724	0.884
Morocco	75.3	73.3	11.5	12.6	3.8	6.4	3,388	11,091	0.579	0.700	0.826
Syria	76.6	63.9	8.9	9.0	4.6	5.6	835	4,007	0.475	0.558	0.851
Arab States	72.8	69.1	11.4	12.1	5.9	7.6	5,455	23,810	0.621	0.726	0.856
Medium HDI	70.4	66.8	11.5	11.3	5.6	7.8	3,314	9,131	0.582	0.668	0.871

Source: UNDP, 2016, *Briefing Note for Countries on the 2016 Human Development Report: Egypt*

(4) Gender Inequality Index (GII)

Egypt's Gender Inequality Index (GII) is 0.565 in 2015, 135th among 159 nations. Although Egypt's index for reproductive health is high, the indexes for women's empowerment and economic activities, female seats in parliament²⁴, and labour force participation rate are remarkably low. Compared to neighbouring Morocco and Syria, it is found that in Egypt adolescent birth rate is much higher, and gender disparity in education is bigger even though its standard is relatively high.

Table 1-11: Egypt's GII in Comparison with Other Countries/Groups (2015)

	GII value	GII Rank	Maternity mortality rate	Adolescent birth rate	Female seats in Parliament (%)	Population with at least secondary education (%)		Labour force participation rate (%)	
						Women	Men	Women	Men
Egypt	0.565	135	33	51.9	2.2	54.5	68.2	22.8	76.1
Morocco	0.494	113	121	31.7	15.7	25.7	33.2	25.3	74.3
Syria	0.554	133	68	39.4	12.4	34.8	43.4	12.2	70.8
Arab States	0.535	-	142	47.7	15.5	41.6	52.3	22.3	75.1
Medium HDI	0.491	-	164	40.8	19.9	40.4	57.6	37.2	79.4

Source: UNDP, 2016, *Briefing Note for Countries on the 2016 Human Development Report: Egypt*

²⁴ However, the number is currently 14.9 percent which was achieved in the 2015 election. (see Section 2.2.4)

1.4.2 Global Gender Gap Index (GGI)

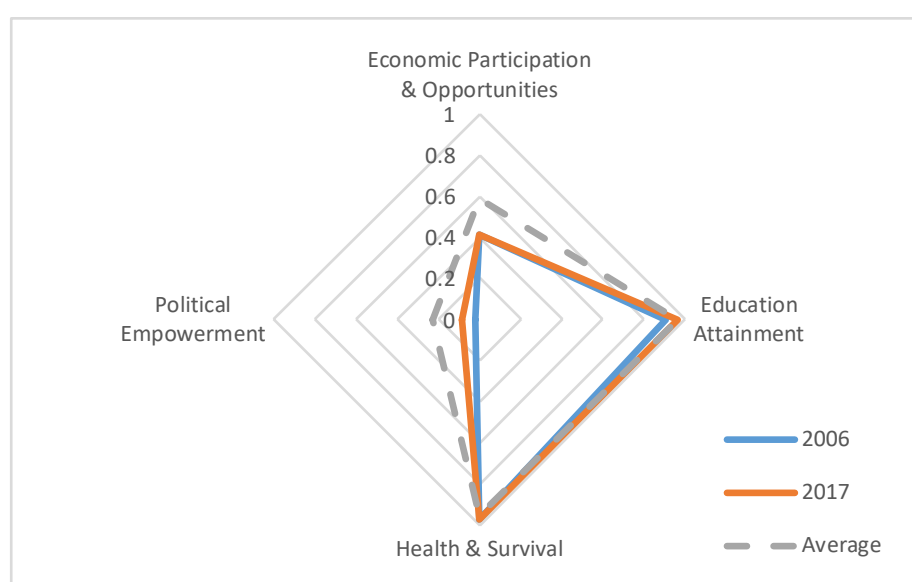
According to the Global Gender Gap Report (2017),²⁵ Egypt's Gender Gap Index (GGI) is 0.608,²⁶ 144th among 144 nations. Among the four categories, the score for economic participation and opportunity and political empowerment is low (Table 1-12). If the 2006 and 2017 indexes are compared, although some improvement can be seen in political empowerment, the score for economic participation and opportunities has not changed (Figure 1-14).

Table 1-12: Global Gender Gap Index (2017)

	Rank	GGI	Average value	Women	Men	Comparison with Men
Economic participation and opportunity	135	0.413	0.585	-	-	-
Labour force participation	138	0.310	0.667	24.9	80.4	0.31
Wage equality for similar work	58	0.664	0.634	-	-	0.66
Estimated earned income (USD, PPP)	131	0.285	0.509	4,911	17,215	0.29
Legislators, senior officials, and managers	122	0.069	0.320	6.4	93.6	0.07
Professional and technical workers	106	0.601	0.758	37.5	62.5	0.60
Education attainment	104	0.960	0.953	-	-	-
Literacy rate	113	0.813	0.883	67.2	82.6	0.81
Enrolment in primary education	1	1.000	0.979	98.4	97.7	1.01
Enrolment in secondary education	1	1.000	0.971	82.5	81.3	1.01
Enrolment in tertiary education	96	0.964	0.938	35.6	36.9	0.96
Health and survival	99	0.971	0.956	-	-	-
Sex ratio at birth	110	0.943	0.920	-	-	0.94
Healthy life expectancy	105	1.033	1.037	63.2	61.2	1.03
Political empowerment	119	0.087	0.227	-	-	-
Women in parliament	107	0.176	0.279	14.9	85.1	0.18
Women in ministerial positions	104	0.133	0.209	11.8	88.2	0.13
Years with female head of state (last 50)	69	0.000	0.200	0.0	50.0	0.00

Source: World Economic Forum, 2017, *The Global Gender Gap Report 2017*

* Figures in red indicate the exclusively low scores.



Source: Compiled based on World Economic Forum, 2017, *The Global Gender Gap Report 2017*

Figure 1-14: Comparison of Scores of Gender Gap Index (GGI)

²⁵ World Economic Forum, 2017, *The Global Gender Gap Report 2017*

²⁶ A value of 1 represents absolute equality, a value of 0 absolute inequality.

1.4.3 Millennium Development Goals (MDGs)

Table 1-13 shows Egypt's status in achieving Millennium Development Goals (MDGs).

Table 1-13: Achievement Status of Millennium Development Goals (MDGs)

Goal, Target and Indicator	Status	2005	2010	2015
MDG1: Eradicate Extreme Poverty and Hunger				
1-A Halve the proportion of people whose income is less than one dollar a day - % of population below the national poverty line - Poverty rate	Difficult Difficult	19.6% (2004) -	21.6% (2008) 25.2%	- 26.3% (2012)
1-B Achieve full and productive employment and decent work for all including women and youth - Unemployment rate - Youth unemployment rate	Difficult Difficult	10.3% 34.3%	9.4% 25.6%	12.8% (est.) 37% (est.)
1-C Halve the proportion of people suffering from hunger - No. of Under-5 underweight children	-	5%	6% (2008)	5% (est.)
MDG2: Achieve Universal Primary Education				
2-A Ensure that, by 2015, children (boys & girls) will be able to complete a full course of primary schooling - Net enrolment rate in primary education - Net enrolment rate in secondary education - % of pupils reach last grade of primary - Literacy rate of 15-24 years old (women & men)	Difficult Difficult Difficult Difficult	- - - -	95.4% - 97.2% -	90.6 (2013) 82.1% (2011) 95% (2012) 8.6% (2013)
MDG3: Promote Gender Equality and Empower Women				
3-A Eliminate gender disparity in primary & secondary education by 2005, in all education levels by 2015 - % of girls in primary education - % of girls in secondary education - % of women in wage employment in non-agriculture - Seats held by women in national parliament	Achieved Achieved Difficult Difficult	- - - -	- - - -	102.3% (2013) 107.4% (2013) 19.2% (2012) 2% (2012)
MDG4: Reduce Child Mortality				
4-A Reduce by two-thirds, between 1990 and 2015, the under-5 mortality rate - Under-5 mortality rate (per 1,000) - Infant mortality rate (per 1,000 birth) - % of 1-year children immunised	Achieved Difficult Difficult	81 (1995) 60 (1995) -	- - 95.8% (2008)	27 (2014) 22 (2014) -
MDG5: Improve Maternal Health				
5-A Reduce by three quarters, between 1990 and 2015, the maternal mortality ratio - Maternal mortality ratio (per 100,000 birth) - % of birth attended by skilled health personnel - Contraceptive prevalence rate	Difficult Achieved Difficult	68 (2003) - 48% (1991)	- - -	43.5 94.6% 59% (2014)
5-B Achieve, by 2015, universal access to reproductive health - Adolescent birth rate - Antenatal care coverage - Unmet need for family planning	Difficult Achieved Difficult	- - 12.3%	- 67% (2008) 11.6% (2008)	- 83% (2014) 12.6% (2014)
MDG6: Combat HIV/AIDS, Malaria and Other Diseases				
6-A Have halted by 2015 and begun to reverse the spread of HIV/AIDS - HIV prevalence among population aged 15-24 years	-	-	-	981
6-C Have halted by 2015 and begun to reverse the incidence of malaria and other major diseases - Incidence rate associated with malaria (per 100,000) - Incidence rate associated with TB (per 100,000)	Achieved Achieved	- 34 (1990)	- 19	376 (2014) 17 (2014)
MDG7: Ensure Environmental Sustainability				
7-C Halve, by 2015, the proportion of people without sustainable access to safe drinking water and basic sanitation - % of people using an improved drinking water source - % of people using an improved sanitation facility	Achieved Difficult	79.9% (1992) -	94.7% (2008) -	- 24% (rural)

Source: Compiled based on UNDP, 2015, *Egypt's Progress towards Millennium Development Goals*

1.4.4 Sustainable Development Goals (SDGs)

According to the report on the relevant indicators and their achievement status of Sustainable Development Goals (SDGs),²⁷ Egypt's index score is 64.9, 87th among 157 countries. Among the 17 SDGs, the country's performance on combating hunger (SDG2), gender equality (SDG5), and economic growth and decent work (SDG8) is relatively low. Table 1-14 lists the indicators and their achievement status which are especially related to gender equality and women's and girls' empowerment among the SDGs. As for SDG 5 on gender equality, it indicates that a more proactive approach is required to improve women's labour and political participation.

Table 1-14: SDGs on the Achievement of Gender Equality and Women's and Girls' Empowerment

SDGs	Indicator	Value	Rating*
1. End Poverty in all its forms everywhere	Poverty headcount ratio at USD 1.90/day	0.4	4
	Projected poverty headcount ratio in 2030	0.1	4
2. End hunger, achieve food security and improved nutrition and promote sustainable agriculture	Prevalence of undernourishment	5	4
	Prevalence of stunting in under-5 children	22.3	1
	Prevalence of wasting in under-5 children	9.5	2
3. Ensure healthy lives and promote well-being for all at all ages	Maternal mortality rate (per 100,000 birth)	33	4
	Neonatal mortality rate (per 1,000 birth)	12.8	3
	Mortality rate of under-5 (per 1,000 birth)	24	4
	HIV prevalence (per 1,000)	0	4
	Healthy life expectancy at birth	62.2	2
	Adolescent fertility rate (15-19 years old)	51.3	1
	% of births attended by skilled personnel	91.5	2
	% of infants received vaccines	92	4
4. Ensure inclusive and equitable quality education and promote lifelong learning opportunities for all	Net primary enrolment rate	98	4
	Expected years of schooling	7.1	1
	Literacy rate of 15-24 years old	93.3	3
5. Achieve gender equality and empower all women and girls	Est. demand for contraception	19.7	4
	Gender disparity in mean years of schooling	80.9	3
	Gender disparity in labour force participation rate	31.7	1
	% of women's seats in national parliament	14.9	1
6. Ensure availability and sustainable management of water and sanitation for all	Access to improved water source	99.4	4
	Access to improved sanitation facilities	94.7	3
8. Promote sustained, inclusive and sustainable economic growth, full and productive employment and decent work for all	Adjusted GDP growth	-	
	% of children 5-14 years old in child labour	7	2
	Adult (>15 years old) with an account at a bank or with a mobile-money-service provider	19.5	1
	Unemployment rate	12	1
16. Promote peaceful and inclusive societies for sustainable development	% of people who feel safe walking alone at night in the city or area where they live	76	3
	Property rights	3.7	2
17. Strengthen the means of implementation for sustainable development	Government health and education spending (% GDP)	-	

Source: Compiled based on Sustainable Development Solutions Network (2017) *SDG Index and Dashboards Report: Global Responsibilities*

* The degree of achievement is represented by the scale of one to four: "very low" is 1, "low" is 2, "moderate" is 3, and "satisfactory" is 4.

²⁷ Sustainable Development Solutions Network, 2017, *SDG Index and Dashboards Report: Global Responsibilities*

2. Women's Situation and the Government's Interventions in Gender Mainstreaming in Egypt

2.1 Overview of Socio-economic Background in Egypt

This section provides an overview of the socio-economic background of Egypt for understanding women's situation in the country. Section 1.1 provides the relevant socio-economic indicators.

Egypt is located at the junction between the Middle East and Northeast Africa and is surrounded by Libya in the west, Sudan in the south, Israel in the northeast, Mediterranean Sea in the north, and Red Sea in the east. The country's total area is 995,500 square kilometres,²⁸ that is, Egypt is approximately 2.7 times the size of Japan. River Nile, which is the world's longest river, flows from south to north of the country. Most parts of the land, excluding the valley along the river and delta area in the river mouth, are desert areas.

Arabs form the dominant ethnic group in Egypt; there are a small number of Bedouins (pastoral people), Nubians, and Armenians as well.²⁹ Although the official language of Egypt is Arabic, Nubian is spoken in some areas in the southern areas of the country; further, English and French are in use. The majority of the Egyptian population comprise Muslims and there are some Coptic Christians.

In January 2011, as a result of a massive anti-government demonstration and several associated events, President Hosni Mubarak was forced to resign after being in power for 30 years. In June 2012, Mr. Mohammed Morsi of Muslim Brotherhood was inaugurated as the president of Egypt. However, because of the government's lethargic attitude toward the improvement of the economic situation, particularly fuel crisis, people became dissatisfied with the new government. As the result of a referendum conducted in January 2014, a new constitution was enacted. It set the terms of office of the president at four years (a maximum of two terms) and replaced the former bicameral system with the unicameral system (House of Representatives). In June 2014, President Abdel-Fattah El-Sisi, the current president of Egypt, was inaugurated.

The administrative division of Egypt consists of 27 governorates (*muhafazah*), with subdivisions such as city, area (*qism*), district (*markaz*), and village (*qarya*). Governors are directly appointed by the president.

In Egypt, the global financial and economic crisis that occurred in 2008 caused a severe decline in migrant remittances from overseas and revenue from the Suez Canal toll.³⁰ In addition, following the political change in 2011, the revenue from tourism and foreign investment also declined. However, the economy has been showing a recovery trend with a Gross Domestic Product (GDP) of EGP 1.9 trillion (JPY 11.7 trillion³¹) and a GDP growth rate of 4.3 percent in 2016.³² The composition ratio of GDP by sectors is manufacturing, 15.8 percent; crude and natural gas, 12.5 percent; wholesale and retailing, 13.3 percent; and agriculture, fishery, and forestry, 11.1 percent.³³ The sectors with the highest GDP growth rate are construction, 11.2 percent; communication, 8.4 percent; and electricity,

²⁸ World Bank Open Data (<https://data.worldbank.org/country/egypt-arab-rep>)

²⁹ 99.6 percent according to the Census 2006 from CIA (<https://www.cia.gov/library/publications/the-world-factbook/fields/2075.html>)

³⁰ Hajime Kamiyama, 2015, *Macroeconomic trend and policy issues in Egypt* (in Middle East Center News, Nov. 2015)

³¹ Calculated according to the exchange rate as of 10 Feb. 2018 (1EGP=6.14JPY)

³² World Bank Open Data (<https://data.worldbank.org/country/egypt-arab-rep>)

³³ CAPMAS, 2017, *Statistical Yearbook: National Accounts*

7.1 percent. However, some other sectors, such as restaurant and hotel, -28.5 percent; agriculture, fisheries, and forestry, 3.1 percent; and manufacturing, 0.8 percent, recorded low growth.³⁴

³⁴ CAPMAS, 2017, *Statistical Yearbook: National Accounts*

2.2 Women's Situation in Egypt

Table 2-1 shows the major gender issues in Egypt. This section discusses various issues affecting women, such as violence and sexual harassment, female genital mutilation and cutting (FGM/C), early (child marriage) or forced marriage, temporary marriage, and political participation. Further, Chapter 3 provides a detailed discussion on other gender issues faced by women in the selected sectors such as education, health, agriculture and rural development, as well as labour force participation and entrepreneurship.

Table 2-1: Major Gender Issues in Egypt

Category	Gender Issue
Women's social empowerment	<ul style="list-style-type: none"> - Violence and sexual harassment against women - FGM/C - Early marriage (child marriage), forced marriage and temporary marriage - Access to quality education, acquisition of knowledge and skills - Access to quality health service - Reproductive health - Legislation for ensuring women's rights
Women's economic empowerment	<ul style="list-style-type: none"> - Women's labour force participation - Entrepreneurship - Access to market, support service, resources and information
Women's political empowerment	<ul style="list-style-type: none"> - Women's political participation - Women's leadership

Source: Compiled based on interviews

2.2.1 Violence and Sexual Harassment against Women

In Egypt, violence and sexual harassment against women comprises a serious social and gender issue. In 2015, to combat all forms of violence against women and girls, the Egyptian government formulated the National Strategy for Combating Violence against Women 2015–2020 (see Section 2.3.3 (3)), which defines violence against women as “any act of violence based on gender that leads or may lead to physical, sexual or psychological harm or suffering for women or girls, including threat to commit such act, suppression or arbitrary deprivation from freedom, whether in public or private life”. Further, the strategy sets the following categories of violence:

- Domestic violence: an act of violence committed by husband or other members of the family against women or girls
- Community violence: an act of violence committed by strangers, who are not members of the family or friends, including acts of violence or harassment that take place in the streets or at the work place, an educational institution, or a service provision department.

The United Nations Population Fund's (UNFPA) survey on gender-based violence (GBV)³⁵ evaluates the actual situation of several forms of GBV in Egypt and estimates its economic cost. Table 2-2 provides an outline of the survey. The survey states that approximately 7.9 million women suffer different forms of violence every year. Further, the costs for the violence against women perpetrated by husbands/fiancés and that takes place at public spaces are estimated as EGP 1.49 billion (JPY 9.1 billion³⁶) and EGP 571 million (JPY 3.5 billion³⁷) per a year, respectively.

³⁵ UNFPA, etc., 2015, *The Egypt Economic Cost of Gender-Based Violence Survey (ECGBVS) 2015*

³⁶ Calculated based on the exchange rate as of 10 Feb. 2018 (EGP 1.00 = JPY 6.14)

Table 2-2: Situation of GBV in Egypt

Form	Situation
Violence Perpetrated by Husband/Fiancé	<ul style="list-style-type: none"> - About 5.6 million women are exposed to violence perpetrated by husband/fiancé yearly. - Around 46 percent of ever-married women aged between 18 and 64 have experienced some form of spousal violence, with 32 percent physical violence and 12 percent sexual violence. Ten percent of them experienced emotional, physical and sexual violence in their lifetime. - 43 percent of women experienced spousal violence during the past year and 35 percent of spousal violence victims over a year ago were injured as a result of the violence. - Rural women report a higher rate of current spousal violence than urban women, and women in Lower Egypt experienced a higher rate of recent spousal violence than women in urban governorates and Upper Egypt. - The majority of women who experienced violence never sought services or contacted people in positions of authority to deal with the violence.
Violence Perpetrated by Family Members & Persons in Close Relation and within Surrounding Environment	<ul style="list-style-type: none"> - Around 18 percent of women aged between 18 and 64 have experienced physical or sexual violence perpetrated by family members/persons in close relation and within surrounding environment. - 39 percent who experienced physical or sexual violence within the past 12 months were injured as a result of the violence. - Father was the main perpetrator of physical violence, while a male stranger was the perpetrator of the majority of sexual violence. - As for the violence perpetrated by husband/fiancé, the vast majority of women who experienced violence never sought services or contacted people in positions of authority to deal with the violence.
Sexual Harassment against Women in Public Spaces	<ul style="list-style-type: none"> - 13 percent of women aged between 18 and 64 were exposed during the past year to a form of violence in public spaces; either at workplace, educational institutions, public transport or street. 10 percent were subjected to harassment in the past year in streets, markets, and squares. - The majority of harassment was committed by a stranger (92 percent), and 22 percent of the harassment was perpetrated by more than one offender. - More than 1.7 million women suffer from various forms of sexual harassment in public transportation. Women experienced harassment in the past 12 months, mostly in a microbus (60 percent) and by a stranger (96 percent). - Around 14,000 women (3.7 percent of working women) were exposed to violence at the workplace during the previous year. - Around 16,000 girls who are 18 or older were exposed to sexual harassment at education institutions during the previous year.

Source: Compiled based on UNFPA, etc., 2015, *The Egypt Economic Cost of Gender-Based Violence Survey (ECGBVS) 2015*

According to the UN Women's survey on sexual harassment (2013),³⁸ 99.3 percent of the female respondents have experienced more than one form of harassment. Based on the sample answers of women who had experienced harassment, the situation of sexual harassment of women in Egypt was compiled as follows:

- The places where harassment is most common are streets, 89.3 percent; public transportation, 81.8 percent; beaches, 60.7 percent; and markets, 59.3 percent. Further, 68.9 percent of the respondents answered that harassment took place at all times, and 49.2 percent recorded the frequency of occurrence of harassment as daily.
- Segments such as students, 91.3 percent; female workers, 66.1 percent; housewives, 46.5 percent; and female tourists, 29.9 percent are more GBV exposed to harassment than others.

³⁷ Calculated based on the exchange rate as of 10 Feb. 2018 (EGP 1.00 = JPY 6.14)

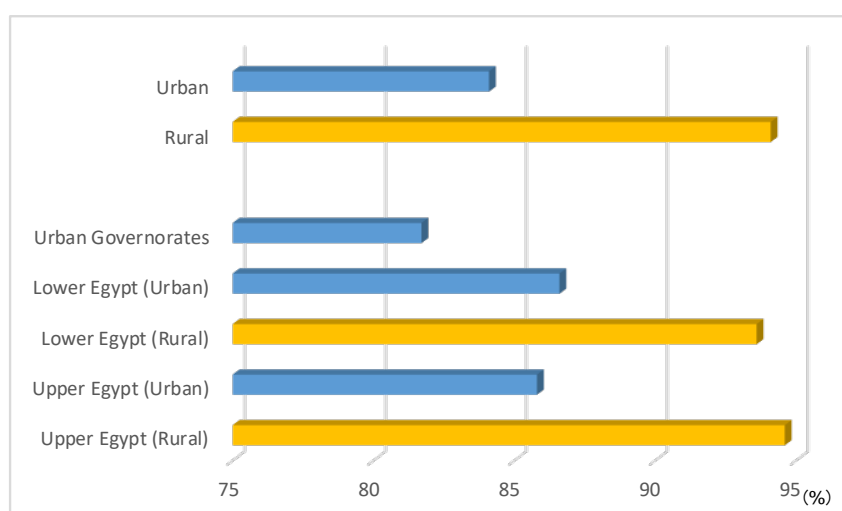
³⁸ UN Women, etc., 2013, *Study on Ways and Methods to Eliminate Sexual Harassment in Egypt*

- The forms of harassment that the respondents suffered include whistling and verbal abuse, 87.7 percent; offensive glances at the women’s body, 75.2 percent; telephone stalking, 70.7 percent; jokes or sexual stories with insinuations, 62.5 percent; stalking/pursuing, 62 percent; and touching women’s bodies, 59.5 percent. The parts of women’s bodies that were inappropriately touched include breasts, 54.5 percent, and buttocks and hips, 13.5 percent.
- Regarding the reactions of those around the victim at the scene of harassment, 40 percent responded that the people around the victim did nothing; this response was followed by “no one noticed”, 33.6 percent, and “they pretended not to notice”, 11 percent. Further, 93.4 percent of the survey participants responded that they did not request help from the security forces at the scene of harassment.
- Whereas 48.9 percent of the participants responded that harassment became more common after the 2011 revolution that more harassment occurred after the 2011 revolution, 44 percent responded “same before and after”.

2.2.2 Female Genital Mutilation and Cutting (FGM/C)

FGM/C refers to all procedures involving the partial or total removal of the external female genitalia due to cultural or other non-medical reasons. In the most part, FGM/C is carried out in unsanitary conditions under anaesthesia or a sedative without the consent of girls/women. Research reveals that it causes several psychological and physical problems to victims, including severe pain, shock, haemorrhage, tetanus or infection, urine retention, ulceration of the genital region and injury to adjacent tissue, and wound infection and fever. Haemorrhage and infection can be sufficiently severe to cause death, as well as a greater risk of requiring a Caesarean section during childbirth and of HIV transmission.³⁹

Globally, Egypt is one of the countries with a high percentage of circumcised women. According to the UNFPA survey⁴⁰, 90 percent of Egyptian women aged 18–64 years have undergone circumcision. To deal with this issue, the Egyptian government formulated the National FGM Abandonment Strategy 2016–2020 in 2015 (see Section 2.3.3 (4)).



Source: Compiled based on UNFPA, etc., 2015, *The Egypt Economic Cost of Gender-Based Violence Survey (ECGBVS) 2015*
 Figure 2-1: Percentage of Women Aged between 18 and 64 Who Have Been Circumcised (2015)

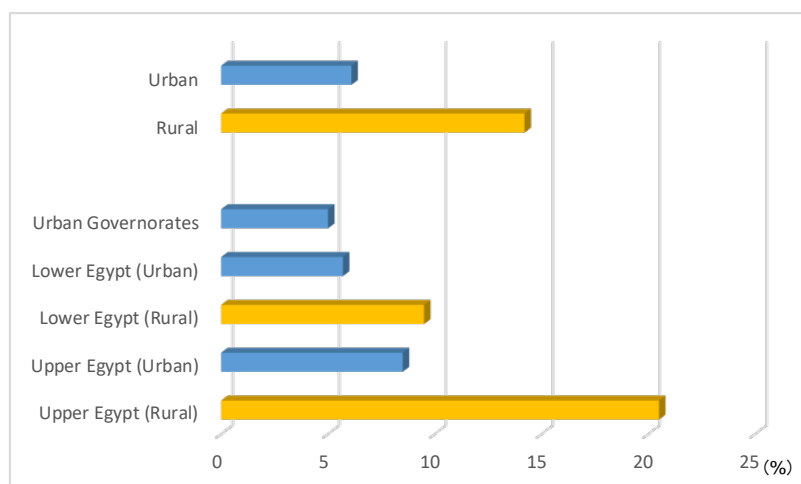
³⁹ UNFPA website (<https://www.unfpa.org/resources/female-genital-mutilation-fgm-frequently-asked-questions>, lastly accessed on 22 Feb. 2018)

⁴⁰ UNFPA, etc., 2015, *The Egypt Economic Cost of Gender-Based Violence Survey (ECGBVS) 2015*

According to Figure 2-1, rural women are significantly more likely to have been circumcised than urban women. FGM/C is an illegal practice in Egypt and those who perform circumcision are required to serve five to seven years in prison according to the amendment to the Penal Code in August 2016. However, it cannot be banned completely.

2.2.3 Early Marriage, Forced Marriage, and Temporary Marriage

Often, early marriages (child marriages) compromise a girl’s development by interrupting her schooling, limiting her opportunities for career and vocational advancement, resulting in early pregnancy, and placing her at increased risk of domestic violence and social isolation. Accordingly, marriage before the age of 18 years is regarded as a fundamental violation of human rights.⁴¹ In Egypt, the amendment to the Child Act in 2008 sets the marriageable age for women and men as 18 years or older.



Source: Compiled based on UNFPA, etc., 2015, *The Egypt Economic Cost of Gender-Based Violence Survey (ECGBVS) 2015*
 Figure 2-2: Percentage of Ever-Married Women Who Had Been Forced To Marry (2005)

According to the survey by UNFPA,⁴² 27 percent of women aged between 18 and 64 had got married before they reached the age of 18 years and 11 percent had been forced to marry. Figure 2-2 shows that rural women are significantly more likely to have experienced forced marriages than their urban counterparts, and the percentage of such marriages is observed to be higher in rural Upper Egypt than in Urban Governorates and Lower Egypt. Poor families marry off their young daughters to reduce the number of children that must be fed; further, a major incentive for such marriages is the bride price that is paid for young girls by prospective husbands.⁴³ Therefore, it is noted that forced marriages and early marriages (child marriage), which are rooted in traditional social norms, are closely related to the issue of poverty as well.

In addition, temporary marriages of girls for the purpose of commercial sex has been identified as an issue to be tackled.⁴⁴ Such temporary marriages of young Egyptian girls from poor families in rural areas to non-Egyptians, usually wealthy men from neighbouring countries is a new type of human trafficking in girls under the cover of marriage.⁴⁵

⁴¹ UNICEF website (<https://data.unicef.org/topic/child-protection/child-marriage/>, lastly accessed on 22 Feb. 2018)

⁴² UNFPA, etc., 2015, *The Egypt Economic Cost of Gender-Based Violence Survey (ECGBVS) 2015*

⁴³ UNICEF website (https://www.unicef.org/media/media_68114.html, lastly accessed on 22 Feb. 2018)

⁴⁴ U.S. Department of State, 2017, *Trafficking in Persons Report 2017*

⁴⁵ CEDAW, 2010, *Concluding observations of the Committee on the Elimination of Discrimination against Women: Egypt*

2.2.4 Women's Political Participation

In Egypt, the political and economic participation of women is an important gender issue. The new Egyptian constitution (2014) clearly states that the state is committed to taking necessary measures to ensure the appropriate representation of women in the houses of the parliament (Article 11) and that one-quarter of the seats in a local council is allocated for women (Article 180).

Currently, women's representation in the parliament is 89 out of a total of 568 seats, or 14.9 percent, which is higher than the values for 2010 (12.7 percent) and 2012 (2.2 percent⁴⁶).⁴⁷ According to the Egyptian Center for Women's Rights (ECWR), in the 2015 election 100 and 110 female candidates ran for parliament on eight party lists and as independents, respectively, which totals 8.2 percent of all candidates, and 75 women were directly elected, whereas another 14 were appointed by the president⁴⁸.

Two female ministers were newly appointed to the cabinet as part of the reshuffle in January 2018 and six female ministers (in culture, tourism, investment, planning, social solidarity, and migration), or 17.1 percent, have joined the cabinet.⁴⁹ As of 2015, the percentages of female occupants of higher management positions in the government sector are Ministers or higher 4.9 percent, deputy Minister 0 percent, higher executive 10.7 percent, high executive 14.0 percent and general manager 9.3 percent⁵⁰. According to the report by ECWR (2016),⁵¹ the percentage of female members of the consular and diplomatic system is 21.3 percent.

The local council election is expected to be conducted following the presidential election in March 2018. Since the constitution ensures the reservation of 25 percent of seats for women as mentioned earlier, the National Council for Women (NCW) and ECWR offer capacity-building programmes for the expected female candidates in each governorate and conduct an awareness-raising campaign to enhance women's political participation. With respect to the governors appointed by the president, the country's first female governor was appointed for Beheira Governorate in the north of Cairo in February 2017.⁵²

Currently, the percentage of employees in the jurisdiction is 6 percent,⁵³ including 73 female judges as of February 2018.⁵⁴ Although the constitution clearly states to grant women the right to be appointed in judicial bodies and entities without discrimination like the above-mentioned case of members of the parliament, the state council refuses to appoint female judges.⁵⁵

⁴⁶ This figure is used for the calculation of GII (2015) shown in 1.4.

⁴⁷ Egypt Independent website (<http://www.egyptindependent.com/women-s-representation-new-parliament-highest-egypt-s-history/>, lastly accessed on 11 Feb. 2018)

⁴⁸ Inter-Parliamentary Union, 2016, *Women in Parliament in 2015*

⁴⁹ Egypt Independent website (<http://www.egyptindependent.com/new-cabinet-has-6-female-ministers-for-the-first-time-in-egypts-history/>, lastly accessed on 11 Feb. 2018)

⁵⁰ CAPMAS, 2017, *Statistical Yearbook 2017 – General Indicators*

⁵¹ ECWR, 2016, *The Egyptian Women's Status Report: The Egyptian Women... Important Steps & Big Challenges*

⁵² Al-Monitor website (<https://www.al-monitor.com/pulse/originals/2017/02/egypt-appoint-first-female-governor-nadia-abdu-baheira.html>, lastly accessed on 11 Feb. 2018)

⁵³ ECWR, 2016, *The Egyptian Women's Status Report: The Egyptian Women... Important Steps & Big Challenges*

⁵⁴ Raseef22 website (<https://raseef22.com/en/life/2018/02/02/egyptian-judiciary-room-women>, lastly accessed on 11 Feb. 2018)

⁵⁵ Al-Monitor (<https://www.al-monitor.com/pulse/originals/2017/11/egypt-women-judges-state-council.html>,

lastly accessed on 11 Feb. 2018), and Egypt Independent

(<http://www.egyptindependent.com/lawyers-state-council-violates-constitution-over-women/>, lastly accessed on 23 Feb. 2018)

2.3 Egyptian Government’s Intervention for Gender Equality and Women’s Empowerment

2.3.1 Constitution

In the new constitution, which was enacted in 2014, Article 11 clearly declares that “the state commits to achieving equality between women and men in all civil, political, economic, social and cultural rights in accordance with the provisions of the Constitution”. In addition, in Article 11, it is stated that “the state commits to taking the necessary measures to ensure appropriate representation of women in the houses of parliament, ... the right to hold public posts and high management posts in the state, ... and to appointment in judicial bodies and entitles without discrimination, as well as the protection of women against all forms of violence”. Therefore, the state ensures women’s empowerment by reconciling the duties of a woman toward her family and workplace.

2.3.2 Convention on the Elimination of All Forms of Discrimination against Women (CEDAW)

The Egyptian government signed the Convention on the Elimination of All Forms of Discrimination against Women (CEDAW) on 6 July 1980 and ratified it on 18 September 1981. The convention requires the state parties to submit a periodic report every four years; accordingly, in September 2008, the sixth and seventh combined report was submitted (Table 2-3). Although the government provided additional information while responding to the concluding observation of the Committee on the Elimination of Discrimination against Women (hereinafter, the committee) in January 2013, the eighth periodic report, which was supposed to be submitted by February 2014, has not been provided as of January 2018.⁵⁶ In response to the recommendations of the committee, the Egyptian government has consistently carried out the interventions described in section 2.3 of this report, especially after the 2000s.

Table 2-3: CEDAW’s Observations and the Egyptian Government’s Responses

Category	CEDAW’s Observation	Response of the Egyptian Government
NCW’s Activities	NCW’s continued coordination and other activities, and establishment of equal opportunity units are noted with appreciation.	To promote women in all economic, social and political fields and combating all forms of VAW, identifying and resolving problems experienced by female government officers
Legislation	Modifying discriminatory legislations such as Penal Code & Personal Status law	Providing harsher penalties for the crime of harassment by the Penal Code
Women’s Access to Justice	Strengthening the legal complaints system to ensure women’s effective access to justice	Establishing an ombudsman’s office to monitor and resolve all discrimination against women
Violence against Women (VAW)	Comprehensive law criminalizing all forms of VAW (legislation), coherent and multi-sectoral action plan to combat VAW, increasing the number of shelters, providing data and information on the prevalence of VAW	Provision of a hotline for women/girls, national strategy for combating VAW, survey on the harassment, campaign for combating VAW through the media, legislation for combating VAW
Women’s Empowerment	Eliminating traditional practices and stereotypes that discriminate against women; combating human trafficking, prostitution and temporary marriage; political participation, education, employment, female domestic workers, nationality, health, FGM/C, rural women, etc.	Enhancing women’s empowerment (community development; improving livelihood; support for female-headed households; provision of ID cards; literacy education; health services; legislation for enhancing women’s political participation; training of prospective female candidates)

Source: Compiled based on CEDAW, 2010, *Concluding observations of the Committee on the Elimination of Discrimination against Women*, CEDAW, 2013, *Information provided by Egypt on the follow-up to the concluding observations of the Committee*

⁵⁶ The submitted reports are available on the OHCHR website (http://tbinternet.ohchr.org/_layouts/TreatyBodyExternal/Countries.aspx)

2.3.3 Relevant Policies and Plans

(1) Sustainable Development Strategy (Egypt’s Vision 2030)

The Sustainable Development Strategy (Egypt’s Vision 2030) is a medium- and long-term national development plan that focuses on the importance of economic and social empowerment of women and youth in all the strategic pillars and pays special attention to those with special needs. Table 2-4 shows the objectives regarding women and gender equality under each strategic pillar.

Table 2-4: Objectives Regarding Women and Gender Equality in Egypt’s Vision 2030

Pillar	Objective on Women and Gender Equality
Economic Development	<ul style="list-style-type: none"> - Increase the participation of women in the labour force (achieve sustainable and inclusive growth) 【Indicator】 Female Labour Force Participation Rate: 25 percent in 2020, 35 percent in 2030 - Decrease the unemployment rate (create decent and productive job opportunities) - Improve the standard of living for all citizens (increase GDP per capita)
Social Justice	<ul style="list-style-type: none"> - Promote social mobility opportunities through an institutional system to achieve equal economic, social and political opportunities (achieve equal rights and opportunities) 【Indicator】 Ranking of the gender gap index, percentage of female-headed households living under the poverty line, political and civil participation of women

Source: Compiled based on Ministry of Planning, -, *Sustainable Development Strategy: Egypt’s Vision 2030*

(2) National Strategy for the Empowerment of Egyptian Women 2030

The National Strategy for the Empowerment of Egyptian Women 2030⁵⁷, which was formulated in March 2017, sets the vision that “by 2030, Egyptian women will become active contributors to the achievement of sustainable development in a nation that guarantees their constitutional rights, ensures their full protection, and provides, without discrimination, political, social and economic opportunities that enable them to develop their capacities and achieve their full potential”. Moreover, the strategy aims to respond to the real needs of Egyptian women, particularly those living in rural areas in Upper Egypt; poor, women-headed households; and elderly and disabled women. To realize the vision and goal of the strategy, four pillars are set (Table 2-5).

Table 2-5: Four Pillars of the National Strategy for the Empowerment of Egyptian Women 2030

Pillar	Goal	Objective
Political Empowerment and Leadership	Encourage all forms of women’s political participation, including representation in parliament and in local councils, prevent discrimination against women to occupy leading positions in executive and judicial institutions, and enable women to succeed in these positions	<ul style="list-style-type: none"> • <u>Women’s political participation</u> <ul style="list-style-type: none"> - Increase women’s participation in elections - Achieve a balanced representation in parliament - Outstanding performance in monitoring and legislating • <u>Women’s participation in decision making</u> <ul style="list-style-type: none"> - Non-discrimination in appointment to and promotion in judicial bodies - Non-discrimination in leading positions in judicial bodies - Occupy leading posts in the executive authority - Further develop the institutional framework for women’s empowerment

⁵⁷ NCW, 2017, *The National Strategy for the Empowerment of Egyptian Women 2030*

Economic Empowerment	Develop women's capacities to enhance their employment options, expand their participation in the workforce, support their entrepreneurship, and realize equal opportunities for women's employment in all sectors, including holding senior positions in both the public and private sectors	<ul style="list-style-type: none"> • <u>Supporting working women</u> <ul style="list-style-type: none"> - Support and increase the productivity of working women in informal and agricultural sectors - Expand the provision of support services to working women and ensure a safer work environment - Gender-responsive laws and work relations in all sectors - Greater role for women in the governance of companies and entities • <u>Increase female employment rates</u> <ul style="list-style-type: none"> - Introduce new fields of work for women - Eliminate discrimination against women in securing job opportunities - Encourage new projects owned and managed by women - Encourage new labour-intensive projects that employ women • <u>Women's access to economic resources and developing their capacities</u> <ul style="list-style-type: none"> - Provide training and capacity building programmes for women including the marginalized - Promote a culture of entrepreneurship among women - Provide access to financial services
Social Empowerment	Provide opportunities for the increase social engagement of women, expand their capacities to make informed choices, and prevent harmful or discriminatory practices against women in both the public and private spheres	<ul style="list-style-type: none"> • <u>Legal assistance</u> <ul style="list-style-type: none"> - Review legislations - Raise awareness on existing laws - Expand legal aid offices • <u>Family planning and reproductive health</u> <ul style="list-style-type: none"> - Provide family planning services - Raise awareness on reproductive health • <u>Assistance for special groups</u> <ul style="list-style-type: none"> - Support young, elderly and disabled women, and mothers of the disabled
Protection	Eliminate the negative practices that threaten women's lives, safety and dignity, and prevent their effective participation in all spheres including all forms of violence against women; and protect women from environmental risk that would have adverse social or economic effects on their livelihoods	<ul style="list-style-type: none"> • <u>Protection of women in the public sphere</u> <ul style="list-style-type: none"> - Eliminate sexual harassment - Safe mobility • <u>Protection of women within the family</u> <ul style="list-style-type: none"> - Eliminate all forms of violence against women - Combat early marriage - Combat FGM/C - Amend personal status laws - Claim inheritance • <u>Guaranteeing a decent life for women</u> <ul style="list-style-type: none"> - Guarantee a minimal decent life for marginalised women - Protect women from the implications of climate change

Source: Compiled based on NCW, 2017, *The National Strategy for the Empowerment of Egyptian Women 2030*

(3) National Strategy for Combating Violence against Women 2015–2020

In 2015, the National Strategy for Combating Violence against Women 2015–2020⁵⁸ was formulated. In this section, the vision and mission of this strategy are discussed. In this national strategy, four pillars are considered to categorize the activities carried out by several government institutions and NGOs (see Table 2-6):

- Vision: To ensure a secure community that is free from all forms of violence and guarantees protection and availability of all services to women, as well as the commitment to respect women’s rights and encourage their effective and active participation in the development of their community
- Mission: To confront all forms of discrimination against women and girls by ensuring and promoting social justice, equal opportunity, and gender equality, as well as by applying comprehensive policies and an integrated system that promotes cooperation between the government and civil society

Table 2-6: Four Pillars of the National Strategy for Combating Violence against Women

Pillar	Activity
Prevention	<ul style="list-style-type: none"> - Develop public awareness, rectify the religious discourse and change the culture of the masses of people through education, awareness and training programs - Analyse the social and economic aspects of the phenomenon of violence against women and girls and use the results of the analysis as a basis for developing plans and programmes to deal with its roots - Review and revise laws, policies and attitudes that encourage acts of violence against women - Use up to date developments in the field of information communication technologies, as well as the media to reject and combat all forms of violence
Protection	<ul style="list-style-type: none"> - Activate and develop legislations and laws and enact a comprehensive legislation - Strengthen ways/means of enforcing the laws by developing coordination and referral system - Awareness-raising campaign on relevant laws and legislations, simplify legal procedures, facilitate legal services, and reduce the time of enforcement - Create suitable conditions to women victims of violence to enable them to report incidents of violence and benefit from the available protection and aid services
Intervention	<ul style="list-style-type: none"> - Provide psychological and health services as well as counselling to female victims of violence - Develop treatment and rehabilitation programmes for the perpetrators of acts of violence - Provide adequate shelters and homes for female victims of acts of violence - Expand centres providing psychological and health care, legal aid, counselling and advice, and establish hot lines for reporting acts of violence
Legal Procedures	<ul style="list-style-type: none"> - Establish a mechanism for preventive arrangements to protect female victims of acts of violence - Nominate special court chambers to consider cases of violence against women for quick declaration of court rulings and investigation conducted by the prosecution of the family court - Endeavour to reach the international standard of the rate of acts of violence against women

Source: Compiled based on NCW (2015) *National Strategy for Combating Violence against Women 2015–2020*

(4) National FGM Abandonment Strategy 2016–2020

In Egypt, FGM was criminalized in 2008 by the amended Penal Code (Law No. 126 of 2008) which imposed the penalty of imprisonment for between three months and two years on practitioners who commit the offence, and the Penal Code was amended again in August 2016 with the toughened penalty as a period of imprisonment of between five and seven years.⁵⁹

⁵⁸ NCW, 2015, *The National Strategy for Combating Violence against Women 2015-2020*

⁵⁹ Library of Congress website

(<http://www.loc.gov/law/foreign-news/article/egypt-new-law-enhancing-the-penalties-for-fgm-approved-by-parliament/>, lastly accessed on 25 Feb. 2018)

In 2015, the National FGM Abandonment Strategy 2016–2020⁶⁰ was also formulated to reduce the prevalence of FGM/C among future generations as follows:

- Implementing legal measures and ministerial decrees to prevent FGM and punish the practitioners
- Supporting governmental policies to disseminate scientific, religious, and legal information and facts regarding the elimination of the legendary culture of FGM
- Developing a system to monitor and evaluate the rates of FGM prevalence at the national level
- Promoting a socio-cultural environment that encourages Egyptian families to denounce FGM

⁶⁰ The Government of Egypt, -, *The National FGM Abandonment Strategy 2016-2020*

2.4 National Machinery

According to a presidential decree in 2000, the NCW, a national machinery for gender mainstreaming in Egypt, was established as an independent institution for the advancement of women and achievement of their effective participation in the development of the country. Although it was dissolved following political changes in 2011, it was re-established in 2012. The current president of the NCW is Ms. Maya Morsi, who was appointed by the Egyptian president in February 2016. Her term of office is three years.

2.4.1 Vision and Mission

The NCW's vision is to improve the socio-economic conditions of Egyptian women and increase their participation in the development of their local communities, with a view to developing the society. In addition, the mission of the NCW is to play an effective role in enhancing the living conditions of women in rural and urban poor areas, as well as facilitating their active participation in positively transforming their society.

2.4.2 Function

In the NCW, the 28 board members including the president are appointed by the president of Egypt. Under the board, there are 17 standing committees attended by the members of the ministries and agencies concerned in the following areas: education, health and population, rural women, NGOs, culture, economy, political participation, youth, people with special needs, external relations, governorates, legislative, media, environment, scientific research, martyrs' families, and training. In a total of 20 departments, 325 technical staff members are assigned, and they engage in different practices in collaboration with the governmental institutions and NGOs. Branches in all the 27 governorate (with one head and two to three staff members) implement various projects and activities with the extensive use of a network of local experts and activists.

2.4.3 Activity

The NCW is responsible for ensuring the implementation of the National Strategy for the Empowerment of Egyptian Women 2030, providing technical support and information for the relevant ministries and institutions, monitoring the progress of the strategy implementation, and making necessary recommendations. Table 2-7 outlines the activities of the NCW in the fields of economic, social, and political empowerment of women and elimination of violence against them.

Table 2-7: Outline of the NCW's Activities

Field	Activity
Women's Economic Empowerment	Support for women's entrepreneurs of micro and small enterprises, improve access to financial service, microcredit for rural women, support for women's employment (skill training), survey on and support for female-headed households, survey on the situation of women's employment in informal sector
Women's Social Empowerment	Operating ombudsman's office for complaints and consultation on women's rights (in the head office and 27 branches), following up of the equal opportunity units in each ministry (see Section 2.5) and capacity building, issuing ID cards for women living in remote or slum areas, literacy class
Women's Political Empowerment	Advocacy and awareness raising activities on increasing women's representation in the parliament and local councils, establishing database on women's political participation, capacity building and monitoring of women MPs, capacity building of qualified rural women as prospective candidates (rural women leader), highlighting active female leaders in different fields
Elimination of Violence against Women	Cooperation and coordination with other ministries on the implementation of the National Strategy to Combat Violence against Women 2015–2020, follow-up and monitoring of the progress of the Strategy, survey on the situation of violence against women, providing a hotline service on sexual harassment

Source: Compiled based on the information provided by the NCW and its pamphlet

2.5 Related Units in Other Ministries

In 29 ministries and three State administrative apparatuses, equal opportunity units for monitoring and preventing all forms of discrimination against women are established. As the relevant unit in other ministries, a gender unit was established in the Micro, Small and Medium Enterprise Development Authority, with the technical support of the United Nations Development Programme, for mainstreaming gender in the organization and its projects. In addition, the Ministry of Manpower has currently started preparing for the establishment of a gender unit. Further, the Policy Coordination Unit for Women in Agriculture in the Ministry of Agriculture and Land Reclamation has been strengthened with the support of the Italian Agency for Development Cooperation.

3. Women’s Situation in the Selected Sectors

3.1 Education

3.1.1 Education System

The education system in Egypt is categorised as pre-university (pre-primary, primary, and secondary) education and university (higher) education. Pre-university education consists of kindergarten for two years, primary school for six years, preparatory school for three years, and high school for three years (a portion of technical high school for five years). Compulsory education comprises a total of nine years of primary and preparatory school. With regard to non-formal education, there are also community schools for out-of-school children those who never be enrolled or who have dropped out from school. Pre-university and non-formal education are governed by the Ministry of Education and Technical Education (MoETE), and higher education is governed by the Ministry of Higher Education and Scientific Research (MoHESR). There is also Al-Azhar education (pre-primary, primary, secondary and Azhar University), which is governed by the Supreme Council of Al-Azhar.

3.1.2 Education Policy

(1) Sustainable Development Strategy (Egypt’s Vision 2030)

The Sustainable Development Strategy (Egypt’s Vision 2030) entails a strategic vision, which is to provide a high quality education and training system for all, without discrimination; provide the necessary skills to students and trainees to help them think creatively and empower them technically and technologically; and contribute to the development of proud, creative, responsible and competitive citizens who accept diversity and differences, are proud of their country’s history, and are eager to build its future and can complete with regional and international entities.

Table 3-1: Objectives in Pre-University (Egypt Vision 2030)

Objective	Outline
Improving the quality of education system to conform with international systems	<ul style="list-style-type: none"> - Activate quality and accreditation rules the conform to global standards - Empower the learner with the requirements and skills of the 21st century - Provide comprehensive professional development of teachers - Develop curricula to take into consideration the age of the learner and her/his needs for contributing to build up personality - Develop the organizational structure to improve educational services - Acquire effective information technology - Provide and support solid learning infrastructure - Develop evaluation and assessment techniques
Providing education for all without discrimination	<ul style="list-style-type: none"> - Meet the education needs taking into consideration the disparities in needs at the local level - Eliminate dropouts at different education levels - Provide a supportive environment to integrate those with disability - Provide talented learners with a high-quality education - Provide educational services addressing unprivileged and most needy areas
Enhancing competitiveness of the educational systems and its outputs	<ul style="list-style-type: none"> - Improve educational indicators - Activate the dynamic relationship between educational outputs and labour market requirements - Improve science, mathematics, communication skills and technology learning - Provide solid infrastructure at schools to provide equal educational opportunities for all

Source: Compiled based on Ministry of Planning, -, *Sustainable Development Strategy: Egypt’s Vision 2030*

Table 3-1 shows the objectives of pre-university education. Although any relevant indicators for girls or gender equality are not set, the objectives clearly state that equal educational opportunities for all will be provided after considering the needs of the poor or local needs. Illiteracy rate, enrolment rate, dropout rate and academic performance are set as the indicators to be met; however, they are not necessarily disaggregated by gender. It is also recognised that poverty, division of labour within rural families, and cultural values are the major constraints, especially for girls' education.

Table 3-2 shows the objectives of technical education and training⁶¹. It is stated that technical education and training services that are technically useful and meet the needs of labour markets should be available for all without discrimination, including men and women and rural and urban dwellers. Enrolment rate, academic and training achievement, percentage of graduates working in their fields of specialization, and level of satisfaction of private institutions and employers regarding the technical and vocational education of graduates are set as the indicators to be met; however, they are not necessarily disaggregated by gender.

Table 3-2: Objectives in Technical Education and Training (Egypt Vision 2030)

Objective	Outline
Improving the quality of the technical education and training system to conform with international systems	<ul style="list-style-type: none"> - Activate accreditation and quality rules to conform to international standards - Comprehensive professional development for teachers - Continuous development of educational and training programmes - Meet the requirements and skills desired by the labour market
Providing education for all without discrimination	<ul style="list-style-type: none"> - Provide attractive schools and training centres - Enhance the social perception of vocational and technical education through effective community participation
Enhancing competitiveness	<ul style="list-style-type: none"> - Activate the dynamic relationship between the educational system's outputs and labour market requirements

Source: Compiled based on Ministry of Planning, -, *Sustainable Development Strategy: Egypt's Vision 2030*

Table 3-3 shows the objectives of higher (university) education. Several challenges, including the absence of a mechanism for collecting information and data about the labour market and absence of follow-up and communication with graduates, are identified. Enrolment rate, number of students per faculty, and unemployment rate among university graduates are set as the indicators to be met; however, they are not necessarily disaggregated by gender.

Table 3-3: Objectives in Higher Education (Egypt Vision 2030)

Objective	Outline
Improving the quality of education system to conform with international systems	<ul style="list-style-type: none"> - Activate quality and accreditation rules that conform to international standards - Acquire the skills needed for the 21st century - Support and develop capabilities of faculty members and administrative staff - Develop innovative and diverse academic programmes
Providing education for all without discrimination	<ul style="list-style-type: none"> - Provide educational opportunities at the higher educational institutions - Develop the admission system and policy at the educational institutions
Enhancing competitiveness	<ul style="list-style-type: none"> - Activate a dynamic relationship between educational outputs and labour market requirements

Source: Compiled based on Ministry of Planning, -, *Sustainable Development Strategy: Egypt's Vision 2030*

⁶¹ It mainly indicates technical higher education (for 3/5 years).

(2) Strategic Plan for Pre-University Education 2014–2030

For pre-university education, ‘Strategic Plan for Pre-University Education 2014–2030’⁶² was formulated by MoETE. The problems and issues identified in the plan are as follows:

- Dropout, failure, absenteeism, and cheating problems in basic education
- Absence of school activities as an important element of the process of learning
- Disconnection between education output and society’s needs
- Incompetent handling of the poorest areas and the new expected roles for education
- Low educational productivity and efficiency
- Little attention devoted to a sense of citizenship and the other important issues
- Deficiency in school performance and discipline

Four policies to address such issues, as mentioned in the plan, are as follows:

- To offer equal opportunities to accommodate and retain all children in the age group of 5–18 as well as reduce the dropout rate
- To adopt effective non-culture-oriented international curricula like math, science, language and geography
- To equip learners with knowledge through community-based continuous learning and acquisition of digital citizenship values
- To use effective tools for sharing knowledge between students, teachers, and community individuals

No specific strategies and activities regarding girls and gender equality are identified. One of the aims is to develop and update the subjects of the Arabic language, religion, and social studies in a manner that entrenches concepts of citizenship and identity. Concerning this, MoETE, the National Population Council, and UNDP established a task force to revise the entire curricula of primary, preparatory, and secondary schools for Arabic and social studies to incorporate messages on gender rights, family rights and FGM/C abandonment.⁶³

3.1.3 Main Issues Regarding Girls/Women and Gender in the Education Sector

1) Literacy

Regarding the illiteracy rate in Egypt, women’s illiteracy rate (26 percent) is higher than the men’s rate (14.4 percent) in 2016.⁶⁴ The governorates with high women’s illiteracy rates are Sohag (39.3 percent), Beni Suef (39.2 percent), Faiyum (37.3 percent), and Minya (37.2 percent), which proves that the literacy rate in Upper Egypt is relatively low.⁶⁵ According to UNICEF,⁶⁶ the youth literacy rate (aged 15–24) of girls is 96.3 percent (2015). Thus, it appears that women’s literacy rate for the elder generation is much lower.

⁶² MoETE, 2014, *Strategic Plan for Pre-University Education 2014-2030*

⁶³ UNDP website (<http://www.eg.undp.org/content/egypt/en/home/operations/projects/gender-equality/AbandoningFGM1.html>, lastly accessed on 11 Feb. 2018)

⁶⁴ CAPMAS, 2017, *Statistical Yearbook 2017 – General Indicators*

⁶⁵ *ibid.*

⁶⁶ UNICEF, 2016, *Children in Egypt 2016: A Statistical Digest*

2) Pre-University Education

(1) Enrolment

Girls' enrolment ratio is high at each education level without any significant gender disparity. However, it should be noted that although the enrolment ratio of primary education is around 96 percent, there are still 107,000 pupils (82,000 girls and 25,000 boys), including the girls in Upper Egypt, accounting for 58 percent of the total pupils enrolled in community schools in 2014.⁶⁷ Additionally, the fact that the completion rate of primary education for girls and boys is 89.3 percent (2011)⁶⁸ shows that there are a certain number of children who dropped out at each education level. The reasons for dropping out of school or never going to school differ between girls and boys, and between rural and urban areas. A noteworthy point is that traditional values in rural areas could be a constraint for girls' enrolment and school attendance.

Table 3-4: Enrolment Ratio (2016, %)

Education Level	Male	Female
Pre-Primary	31.8	31.7
Primary	95.5	96.7
Secondary	93.3	96.4

Source: Compiled based on CAPMAS, 2017, *Statistical Yearbook 2017 – General Indicators*

(2) Internal Efficiency

It should be carefully examined whether there is a significant disparity between women and men, or rural and urban areas in indicators showing internal efficiency, such as repetition and dropout rates at each education level. These indicators are not provided in Egypt's Statistical Yearbook or in other official government sources. According to Table 3-5, which shows the pass rate for exams at each education level, the dropout rate at primary and preparatory education levels, and promotion rate from primary to preparatory education, more girls than boys pass the exams at all levels except at the preparatory level. Gender disparity in drop-out rate or possible constraints against boy's studying should also be examined carefully.

Table 3-5: Internal Efficiency at Each Education Level (2014, %)

	Passing the Exams		Drop-Out		Promotion	
	Female	Male	Female	Male	Female	Male
Primary School	94.3	90.9	0.4	0.6	95.2	92.0
Preparatory School	94.0	94.3	4.1	3.9	-	-
High School	92.5	84.3	-	-	-	-
General	89.8	86.2	-	-	-	-
Technical	94.4	83.3	-	-	-	-
Industry	96.2	86.1	-	-	-	-
Agriculture	94.4	81.6	-	-	-	-
Commerce	93.8	81.2	-	-	-	-

Source: Compiled based on UNICEF, 2016, *Children in Egypt 2016: A Statistical Digest*

⁶⁷ JICA, 2016, *Report on the Survey of Information Collection in Basic Education Sector in the Arab Republic of Egypt*

⁶⁸ UNICEF, 2016, *Children in Egypt 2016: A Statistical Digest*

(3) Gender Issues in Technical Schools

- Proportion of female and male students in tracks

In Egypt, high schools are categorised as general secondary school (GSS) and technical secondary school (TSS). The selection for GSS or TSS is done based on the results of the ninth-grade exam. Each governorate sets its own admission grades for GSS and TSS on a yearly basis depending on the availability of places in both. While the number of TSS students in 2015 was 1.7 million, more than the number of GSS students (1.6 million), the number of female GSS students was 100,000 more than the number of TSS students (see Table 1-5). TSS provides four main tracks: industry, commerce, agriculture, and hotelier/hospitality, which are categorized as single-sex education. More female students are learning in the commerce track (Table 3-6).

Table 3-6: Number of TSS and Students (2015), and Proportion of Female Students (2013)

Track	No. of Schools	No. of Students	% of Female Students
Industry	1,090	843,800	37.7
Commerce	828	678,889	60.7
Agriculture	222	187,997	18.5
Hotelier/Hospitality* ¹	102	-	-

Source: Compiled based on CAPMAS, 2017, *Statistical Yearbook 2017 – Education*, Population Council, 2017, *Young Women in Technical Secondary Education in Egypt*

*¹ Mostly concentrated in Greater Cairo or a sub-speciality within the commerce track in most of the other governorates

- Different percentage of female and male students in sub-specialities

Choice of specialisation in TSS is largely determined by students' results in the 10th grade. Table 3-7 shows the proportion of female students in each sub-speciality. While there are a few female students in architecture and carpentry, many female students can be found in textile, decoration, insurance, and marketing. From the fact that the minimum required grades for selecting tracks are different for female and male students, it is pointed out that there is a certain gender bias in the selection of track and sub-speciality.⁶⁹ Furthermore, the employment needs for the track and sub-speciality with more female students are not necessarily high, such as in commerce and textile. NCW advocates for the creation of new TSS track and sub-speciality to meet the needs of the labour market.⁷⁰

⁶⁹ Population Council, 2017, *Young Women in Technical Secondary Education in Egypt*

⁷⁰ *ibid.*

Table 3-7: Proportion of Female Students by Sub-Speciality (2013)

Track	Sub-Speciality	% of Female Students
Industry	Architecture	0.02
	Electricity	31.3
	Decoration	65.8
	Textile	88.0
	Mechanics	23.9
	Mining Industries	9.8
	Carpentry	0.03
	Electronics	41.3
	Air Conditioning	22.1
	Vehicles	0.35
	Marine Industries	0.03
Printing	35.3	
Agriculture	Animal Husbandry	13.4
	Food Processing	33.3
	Land Reclamation	12.1
	Crops	10.6
	Lab Technicians	19.7
Commerce	Management and Secretarial	63.8
	Marketing	66.1
	Insurance	69.6
	Legal Affairs	58.3
	Procurement	65.0
	Kitchen	11.1
	Restaurants	32.9
	House-Keeping	34.7
	Services and Tourist Guidance	53.6
	Ports and Maritime Services	68.9

Source: Compiled based on Population Council, 2017, *Young Women in Technical Secondary Education in Egypt*
 * Numbers in red indicate low percentage of female students; those in blue indicate high percentage.

Some issues that are more relevant to female students and gender in TSS are as follows.⁷¹

- Many TSS students are not willing to join the labour market after graduation. They choose TSS because of their low grades on the ninth-grade exam, low school fees, and easier access to higher education⁷² or marriage.
 →It is necessary to provide continuous guidance for understanding what job and educational opportunities are offered by each track and sub-speciality. It is also necessary to build the teacher's capacity to provide academic and career guidance without any gender bias.
- A few female students are employed after their graduation.
 →The idea should be considered to create new tracks and sub-specialities that meet the needs of the labour market, such as child/elderly care, computer repair, and food processing, etc., to expand the scope of the dual vocational system⁷³ for female students and allow them to gain practical experience and enhance their exposure to the work culture. The government should offer incentives to private companies that provide a women-friendly work environment and integrate entrepreneurship education in the curricula of all tracks.

⁷¹ Population Council, 2017, *Young Women in Technical Secondary Education in Egypt*

⁷² Although there is a quite limited opportunity to pass the exam for entering in higher education, most of the students and parents believes so.

⁷³ Dual technical education system of private companies and TSS

2) University (Higher) Education

As indicated in 1.3.4, the number of students in higher education is 1.2 million boys and 1.1 million girls in 2015.⁷⁴ The enrolment ratio is 35.6 percent for female and 36.9 percent for male.⁷⁵ No significant gender parity in enrolment in higher education has been observed. The percentage of female professors and assistant professors, although it depends on the university, is lower in Sohag University and South Valley University, which are located in Upper Egypt (Table 3-8).

Table 3-8: Percentage of Female Faculty members and Students (2009)

	Professors	Assistant Professors	Students
Alexandria University	35.8	42.5	53.3
Cairo University	34.6	41.9	47.8
Sohag University	11.3	18.5	55.0
South Valley University	5.9	14.6	58.2

Source : Compiled based on IDEAS website

(<http://www.equityideas.eu/case/gender-equality-in-egyptian-higher-education-system/>, lastly accessed on 11 Feb. 2018)

The joint project of Freire University of Berlin and MoHESR⁷⁶ for promoting gender equality in higher education is engaged in the following efforts to improve the gender balance of faculty members in the above-mentioned four universities of Egypt.

- To establish a dialogue on gender justice in higher education among universities
- To develop and implement measures to improve mechanisms for equal opportunity in higher education institutions (Equal Opportunity Centers)
- To support university management in promoting a family-friendly environment
- To qualify university personnel for gender-sensitive teaching and research

According to the Egyptian Statistical Yearbook, the unemployment rate of people with the education status of university or above is quite high—37.2 percent for female and 26.5 percent for male.⁷⁷ As in technical education, comprehensive measures should be taken by universities and MoHESR, such as 1) stronger intention for employment and employability of female students through career guidance, with more attention paid to matching the needs of the labour market; 2) integration of entrepreneurship education in the curriculum; 3) identification and promotion of private companies that positively view the notion of employing women and provide (or are willing to provide) a women-friendly work environment.

Related to the issues of violence and sexual harassment against women mentioned in 2.2.4, a movement for combating any forms of violence and harassment in higher educational institutions is ongoing. In April 2016, a unit to combat sexual harassment was established in Ain Shams University with the support of UNFPA and ECWR.⁷⁸

⁷⁴ CAPMAS, 2017, *Statistical Yearbook – Education*

⁷⁵ UNESCO Institute for Statistics (<http://uis.unesco.org/country/EG>, lastly accessed on 11 Feb. 2018)

⁷⁶ Gender Equality in the Egyptian Higher Education System

⁷⁷ CAPMAS, 2017, *Statistical Yearbook – Labour*

⁷⁸ UNFPA website

(<http://egypt.unfpa.org/news/today-launch-%E2%80%9Cunit-combat-sexual-harassment-phenomenon-ain-shams-university%E2%80%9D>, lastly accessed on 11 Feb. 2018)

3.2 Health

3.2.1 Healthcare System

Table 3-9 shows healthcare institutions in Egypt. The hospitals supervised by the Ministry of Health and Population (MoHP) include health insurance (HI) hospitals for insurance subscribers of HI, such as government employees consisting for 51 percent of the subscribers, formal paid workers, and pension recipients. While the number of beds in MoHP hospitals drastically decreased after 2008, the number of beds in public hospitals, except for MoHP hospitals and hospitals supervised by MoHP, has increased. The need for private hospitals is increasing because of a greater sense of distrust in public hospitals. However, public hospitals are the only treatment choice for poor people who fall sick.⁷⁹

Table 3-9: List of Healthcare Institutions of Egypt (2013)

Type of Hospital	Number of Beds
MoHP Hospitals	41,447
Hospitals Supervised by MoHP	24,982
IH Hospitals	7,451
Hospitals Not-Supervised by MoHP*	31,862
Private Hospitals	26,009
Total	124,300

Source: Compiled based on CAPMAS, 2017, *Statistical Yearbook – Health*

* includes university hospitals, police or prison hospitals, railway hospitals, etc.

3.2.2 Health Policy

Egypt's Vision 2030's strategic vision for health is that that all Egyptians should enjoy a healthy, safe, and secure life through an integrated, accessible, high-quality, universal healthcare system.

Table 3-10: Objectives in Health Sector (Egypt Vision 2030)

Objective	Outline
Improvement of the health of citizens within a framework of justice and equity	Study all factors affecting the health of citizens including social factors, resources, general awareness and lifestyle
Achieve universal healthcare coverage for all citizens and ensure high quality services	Ensure the availability and affordability of preventive and curative services of high quality to all citizens
Improve health sector governance	Ensure the availability of accurate data for sound decision-making

Source: Compiled based on Ministry of Planning, -, *Sustainable Development Strategy: Egypt's Vision 2030*

Some health issues that are relevant to women and gender are as follows.⁸⁰ Issues regarding reproductive health and measures responding to rapid population growth are not included.

- Modest female educational attainment ratios, especially in Upper Egypt, leading to a decline in health awareness, which adversely affects the nutrition and health of children
- Absence of a nursing culture in Upper Egypt, which leads to difficulty among families to accept their daughters working in the field of nursing and to a lack of qualified medical staff
- Mismatch of skills between higher education graduates and the needs of the health sector
- High rates of youth unemployment, leading to increased rates of smoking and drug abuse

The 'Health Sector Reform Program 1998–2018' and annual 'Demographic and Health Survey' were formulated by MoHP as the other strategies in the health sector.

⁷⁹ JICA, 2017, *Report on the Survey of Information Collection in Health Sector in the Arab Republic of Egypt*

⁸⁰ Ministry of Planning, -, *Sustainable Development Strategy: Egypt's Vision 2030*

3.2.3 Main Issues Regarding Women and Gender in the Health Sector

In addition to the issues identified in Egypt's Vision 2030, as identified in 3.2.2, there are several issues regarding women and gender in the health sector in Egypt:

- Women's limited access to healthcare services caused by not only economic factors but also other physical and social factors which are more influential for women. Because such effects are stronger in rural areas, access for rural women is more limited.
 - Regarding economic factors, the percentage of self-payment in medical expenditure is high at 61 percent, which leads to a major financial burden for Egyptian households.⁸¹ Informal workers and unemployed people cannot be insured under the current public HI system. HI coverage was amended for widows of government employees in 1981 and for female-headed households in 2012.
 - Regarding physical factors, distance to healthcare services and means of transportation create obstacles for women in rural Upper Egypt.
 - Regarding social factors, there is a feeling of hesitation among women with regard to taking medical services alone and a preference for female healthcare personnel. In rural Upper Egypt, there is also a social norm that requires approval from family members for going to hospital. Low education level and low rate of utilising healthcare services are correlated, which leads to women's low health literacy and limited decision-making power within households.⁸²
- Contraceptive prevalence rate was 58.5 percent in 2014.⁸³ Related to the recent rapid population growth and increased proportion of the younger generation, measures for ensuring reproductive health, including family planning, are urgently required.
- Regarding FGM, which is a serious issue in Egypt, as indicated in 2.2.5, it is reported that 93 percent of Egyptian women aged 18–64 were circumnucated in 2014.⁸⁴ Although it is said that the prevalence of FGM has decreased in the younger generation, the national strategy formulated in June 2015 (see Section 2.3.3 (4)) addresses the issues as follows.
 - 82 percent of FGM cases are practiced by health service providers with acceptance among some doctors of FGM medicalisation.
 - Monitoring and supervision of private clinics/hospitals and enforcement of administrative penalties by MoHP or doctors' syndicates for FGM law perpetrators are not properly done.
 - FGM is not listed as a nonprofessional practice in medical school curricula.
 - The official religious discourse is now settled on rejecting FGM, whereas the popular discourse is still variable, with strong opinions from conservative social group messages.
 - FGM messages are not broadcast by various healing, social, and human rights programmes.
 - Media campaign are not continuous, and social media campaigns are weak.
 - There is a need for a national comprehensive survey on the prevalence of FGM and cultural and social changes in the practice.

⁸¹ In December 2017, new comprehensive universal health insurance law for covering all citizens was approved. (<https://www.egypttoday.com/Article/2/37507/What-you-need-to-know-about-Egypt%E2%80%99s-universal-health-insurance>, lastly accessed on 28 Feb. 2018)

⁸² JICA, 2017, *Report on the Survey of Information Collection in Health Sector in the Arab Republic of Egypt*

⁸³ World Bank Open Data (<https://data.worldbank.org/country/egypt-arab-rep>)

⁸⁴ MoHP, 2015, *Egypt Demographic and Health Survey*, (in Population Council, 2016, *Ending the Medicalization of Female Genital Mutilation/Cutting in Egypt*)

3.3 Agriculture and Rural Development

3.3.1 Agriculture Policy

Sustainable Agricultural Development Strategy Towards 2030's vision is to achieve comprehensive economic and social development based on a dynamic agricultural sector capable of sustained and rapid growth. Under the objective of 'improving the living standards of rural inhabitants and reducing poverty rates in rural areas', which is one of the six strategic objectives set by the strategy, promotion of women's roles in different fields of rural development as well as nutrition improvement, which also requires women's involvement, are clearly identified. A detailed policy for strengthening women's role in rural development is given as follows.

- To introduce media campaigns to highlight women's roles in the rural development process
- To merge all entities active in the field of rural women into one entity
- To provide educational, institutional, and financial support to the above-mentioned entity so it can play a key role in implementation of the proposed policy
- To introduce new concessional credit lines compatible with the economic conditions of rural women and to facilitate group-lending procedures through women's associations active in economic projects

3.3.2 Gender Issues in Agriculture and Rural Development

(1) Administrative Aspect

- Strengthening system for supporting women in MoARL

To provide support to enhance women's roles in agriculture and rural development, as mentioned in 3.1.1, it is necessary to merge several entities supporting rural women and strengthen this entity's capacity. In particular, MoALR is expected to effectively coordinate activities for supporting rural women among different entities and revitalise the Policy Coordination Unit for Women in Agriculture (PCUWA).⁸⁵ As described in 5.2 (2), the capacity of PCUWA has been strengthened by the support from an Italian agency. It is also highly important to establish a database on rural women in MoALR as well as carry out capacity building of PCUWA and relevant entities.⁸⁶

- Limited number of female extension staff

The number of female extension staff members is extremely limited, with only 3.9 percent overall.

Table 3-11: Number of Agricultural Extension Staff by Sex (2011)

Category	Secondary School		Bachelors		Ph.D. Degree	
	Female	Male	Female	Male	Female	Male
Senior Management Staff	-	-	61	148	1	7
Subject Matter Specialists	125	993	579	1,986	6	15
Field Level Extension Staff	17	2,325	110	965	-	-
Information, Communications, and Technology Support Staff	-	-	16	22	-	-
In-Service Training Staff	-	-	5	3	-	-
Total	148	3,349	771	3,124	7	22

Source : Compiled based on Global Forum for Rural Advisory Service (GFRAS) website (<https://www.g-fras.org/en/world-wide-extension-study/africa/northern-africa/egypt.html>)

⁸⁵ The unit was established with the support of the Netherlands in the 1990s; however, it has not been approved as an official unit in MoALR after the project completion.

⁸⁶ Based on the interview with a person concerned with MoALR

In addition to the extremely small number of female extension staff members, the scope of their work is limited to housekeeping, nutrition, and childcare. Therefore, they are not expected to provide extension services on agricultural techniques like their male counterparts⁸⁷. There is also the case that activities implemented by female extension staff are not accepted, especially in Upper Egypt. As another possible factor, necessary measures must be taken to secure an appropriate number of human resources, such as for the issue of incentives.

- Limited financial services available for rural women

Because of the limited women's access to financial services, especially in rural areas, in the above-mentioned Agricultural Development Strategy, a funding mechanism of group lending for rural women through the active women's associations in the economic field is proposed as a part of improvement of investment environment for the farming activities of rural women.

(2) Issues Faced by Rural Women

- Diversified and enlarged roles of rural women

The percentage of people engaged in agriculture was 21.5 percent for men and 41.1 percent for women in 2017.⁸⁸ The Agricultural Development Strategy indicates that rural women face poverty, illiteracy, and limited job opportunities and that rural women's roles in farming activities are more diversified and enlarged because of the absence of spouses who are engaged in non-agricultural income generating activities. Thus, it should be noticed that rural women are expected to take the diversified and enlarged roles including household chores and childcare.

According to an interview with a person concerned with MoALR, women are basically engaged in all farming activities; however, some regional differences exist based on traditional social norms, such as in some areas of Upper Egypt where women are not engaged in farming activities outside. It is said that women are mainly engaged in harvesting (harvesting fruits and vegetables are regarded as suitable for women), post-harvesting, market sales, and animal care.

- Women's limited access to agricultural resources and services

In Egypt, although women's land ownership and inheritance rights are legally approved, because of the lack of a legal framework for ensuring enforcement and social norms, women's access to land is strictly limited.⁸⁹ According to the World Bank, the percentage of land owned by women was just 17.8 percent in 2016.⁹⁰ Female farmers' access to agricultural resources and equipment is also relatively limited compared to their male counterparts, which leads to low productivity.⁹¹

As for women's access to financial services, several loan products for rural women have been provided, including village banks' financial schemes for women.⁹² It is also reported that rural women producing the same agricultural products form self-help groups to provide revolving saving

⁸⁷ Based on the interview with a person concerned with MoALR

⁸⁸ World Bank Open Data (<https://data.worldbank.org/country/egypt-arab-rep>)

⁸⁹ USAID website (<https://www.land-links.org/country-profile/egypt/>, lastly accessed on 11 Feb. 2018)

⁹⁰ World Bank Open Data (<https://data.worldbank.org/country/egypt-arab-rep>)

⁹¹ ILO, 2017, *Women's Entrepreneurship Development Assessment: Egypt*

⁹² Based on the interview with a person concerned with MoALR

trust schemes (the merry-go-round style) to save small amounts of money on a regular basis and provide loans. This is useful for enabling rural women to secure finance for business expansion.

As for women's access to the market, although it is said that women are mainly involved in sales activities in neighbouring markets, the situation depends on areas where there are strict limitations on women's going out.

3.4 Women's Participation in Economic Activities

3.4.1 Women's Employment

(1) Policy and System

Employment services for the job seekers are mainly provided by the Labour Office and supervised by the Ministry of Manpower (MoM). MoM changed its strategy from the promotion of employing government officials to the creation of job opportunities in private sectors after the mid-2000s. According to a 2006 survey, more than 90 percent of formal paid workers got relevant information on current jobs through the Labour Offices.⁹³ However, several challenges, such as no specific employment services for women – especially those with small children – no adequate matching between registered job seekers and employers, and no provision for counselling services for job seekers, are also identified.⁹⁴

Regarding labour conditions for women, several amendments to the Labour Code have been made, such as prohibition of women's services (in the industry sector) in the night shift (No. 183 of 2003); 1-hour early sign-out for women with children (No. 155 of 2003 and the Child Act); and expansion of maternity leave from three months to four months (No. 126 of 2008), which will be added to the new Labour Code once it is enacted.⁹⁵ In the existing Labour Code, prohibition of women's involvement in dangerous works (Article 90), a maximum of two⁹⁶ maternity leaves (Article 91), unpaid⁹⁷ childcare leave for maximum two years (Article 94) are allowed.

(2) Gender Issues in Women's Employment

As indicated in 1.1.4, the female unemployment rate of 23.6 percent in 2016 is higher than the male unemployment rate (8.9 percent). Furthermore, the female unemployment rate for those who graduated from university or above is much higher at 30.9 percent in 2016.⁹⁸ This is not only because the job opportunities for formal work in private sectors are limited, but also because the available number of jobs in public sectors are relatively smaller than the number of annual university graduates. Therefore, many women are queuing up for jobs in public sectors or are forced to work in informal sectors with inappropriate working environments and low wages.⁹⁹

The International Labour Organization (ILO) report¹⁰⁰ proposes the following points as measures to be taken by the Egyptian government to raise the youth employment rate, with special emphasis on the significance of approaches integrating the gender perspective. In particular, a comprehensive approach, including the provision of female and family-friendly working conditions and environments, identification and support of the types of industries and sectors that employ women, and improvement of women's employability is required.

⁹³ Amina Semilani, etc., 2013, *Public Employment Programs in Egypt* (in World Bank, 2013, *Building Effective Employment Programs for Unemployed Youth in the Middle East and North Africa*)

⁹⁴ *ibid.*

⁹⁵ Based on the interview with a person concerned with MoALR

⁹⁶ It is "three times", according to the interview with a person concerned with MoALR.

⁹⁷ It is "paid", according to the interview with a person concerned with MoALR.

⁹⁸ CAPMAS, 2017, *Statistical Yearbook – Labour*

⁹⁹ Amina Semilani, etc., 2013, *Public Employment Programs in Egypt* (in World Bank, 2013, *Building Effective Employment Programs for Unemployed Youth in the Middle East and North Africa*)

¹⁰⁰ ILO, 2014, *Labour Market Transitions of Young Women and Men in Egypt*

- To strengthen the focus of job creation in private sectors (especially in high-skilled service sectors)
- To promote career counselling and public employment services to help guide youths toward technical careers where demand is stronger
- To develop curricula of higher and technical education to meet the needs of the labour market and improve youth employability through opportunities for on-the-job (OJT) training and dual systems
- To make labour market information and job search mechanisms available to youths
- To support entrepreneurship among youths through both technical and financial supports

3.4.2 Women's Entrepreneurship

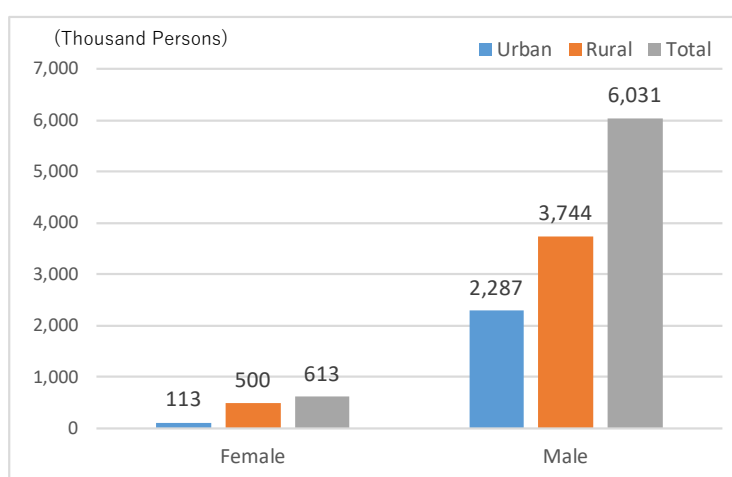
(1) Policy and System

Because of both limited job opportunities in public sectors, which have traditionally employed a larger share of women because of economic reforms and privatisation, and difficulty for the private sector to absorb the growing female labour force, it will be a significant strategy for Egyptian government to promote women's entrepreneurship.¹⁰¹

The Micro, Small and Medium Enterprise Development Authority (MSMEDA), a gender unit which is supposed to develop a strategy for supporting female entrepreneurs, has been established and has been engaged in the provision of gender-sensitive technical support for women entrepreneurs, development of support packages meeting women's needs (such as literacy class), and gender mainstreaming and capacity building of staff.

(2) Gender Issues in Women's Entrepreneurship

According to the ILO report,¹⁰² the number of female entrepreneurs (613,000 women in 2014) accounting for around nine percent of the total number is far fewer than 600 million male entrepreneurs. Figure 3-1 shows that most female entrepreneurs in Egypt are located in rural areas.



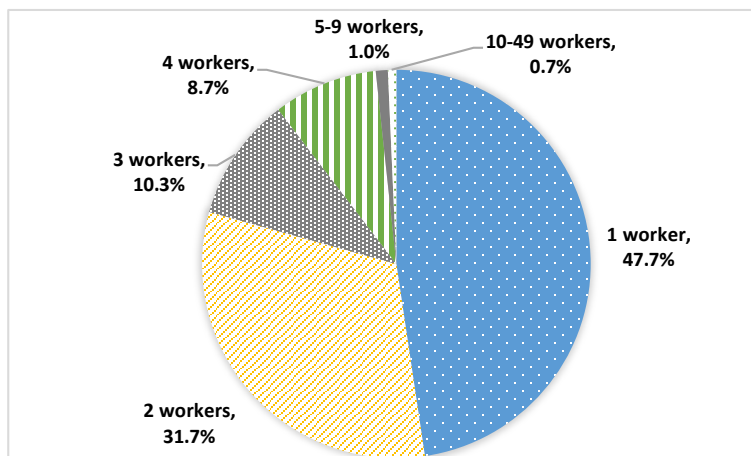
Source: Compiled based on ILO, 2017, *Women's Entrepreneurship Development Assessment: Egypt*

Figure 3-1: Number of Entrepreneurs by Sex and Area (2014)

¹⁰¹ World Bank, 2010, *Egyptian Women Workers and Entrepreneurs: Maximizing Opportunities in the Economic Sphere*

¹⁰² ILO, 2017, *Women's Entrepreneurship Development Assessment: Egypt*

According to Figure 3-2, the size of female-owned MSEs is 47.7 percent, with only one worker (the entrepreneur herself), 31.7 percent for MSEs with 2 workers, and only 0.7 percent for MSEs with 10–49 workers, which proves that the size of most female-owned MSEs is small.



Source : Compiled based on ILO, 2017, *Women's Entrepreneurship Development Assessment: Egypt*

Figure 3-2: Size Distribution of Female-Owned MSEs (2011)

Table 3-12: Distribution of Self-Employment/Employers in Formal and Informal Sectors (2015)

Status	Formal Sector			Informal Sector		
	Female	Male	Total	Female	Male	Total
Employees (paid workers)	98.4	90.4	92.4	25.6	60.7	55.7
Employers (engage employees)	0.6	5.8	4.5	6.8	17.7	16.2
Own-account workers (do not engage employees)	0.8	3.5	2.8	25.0	14.6	16.1
Contributing family workers (unpaid workers)	0.2	0.3	0.3	40.8	7.0	12.0
Total	100.0	100.0	100.0	98.2 *	100.0	100.0

Source : Compiled based on ILO, 2017, *Women's Entrepreneurship Development Assessment: Egypt*

* As the total is not 100 even though all the given numbers are summed, the recalculated number is given.

According to Table 3-12 which shows the distribution of self-employment and employers in formal and informal sectors, the percentage of female employers (0.6 percent) and female own-account workers (0.8 percent) in the formal sector is quite limited compared to the number of male counterparts. On the other hand, although the proportion of female entrepreneurs in informal sector is higher than in formal sector, most of them are own-account workers (25.0 percent) and run small businesses with no employees. It should also be noticed that in informal sector most women contribute to family businesses without being paid.

As for the area distribution by governorates, there are the largest number of female entrepreneurs in Beheira (39 percent) followed by Dakahlia (9 percent), Minya (9 percent), Monufia (6 percent), and Sharqia (5 percent), which shows that there are more female entrepreneurs in Lower Egypt.¹⁰³ As for distribution by sector, the figures are as follows: 58 percent for agriculture, fishery, and forestry; 32 percent for wholesale and retails; and 3 percent for industry.¹⁰⁴ Thus, it is found that most of the women are engaged in small-sized home industries in the agricultural sector.¹⁰⁵

¹⁰³ ILO, 2017, *Women's Entrepreneurship Development Assessment: Egypt*

¹⁰⁴ *ibid.*

¹⁰⁵ *ibid.*

The main challenges Egyptian female entrepreneurs are facing are as follows.¹⁰⁶

- Because of various barriers for women to access the labour market, there is no opportunity for women to obtain work experiences before starting a business. In addition, because of the gendered social roles assigned to women, they have no time to acquire desirable technical and management skills.
- The majority of women started their business with their own savings (57.5 percent), financial support from family and friends (37 percent), and through the sale of an asset (18.5 percent). Access to financing is one of the major start-up challenges.
- Major challenges for growing their business are obtaining a loan from financial institutions (too high interest rates, too small approved loan amounts, and collateral requirements), transportation issues, and government regulations and compliance costs.
- Because of family responsibilities and cultural norms contributing to mobility constraints, access to business development (support) services (BDS) is limited, especially in rural areas. Information on types and sources of BDS is not widely available to women entrepreneurs.
- Many women entrepreneurs obtain most of their information on business-related matters from family, friends, and neighbours with limited opportunity to get information from other business owners. Information on sources of financing and business regulations are not widely available.
- Most women entrepreneurs are not members of business associations and have limited networks and business contacts.
- Women are facing more challenges than their male counterparts with regard to accessing finance. It is a major constraint for the women entrepreneurs in the informal sector to deal with collateral requirements.
- Many women entrepreneurs prefer to remain in the informal sector because they perceive the cost of operating a business in the formal sector to be greater than the potential benefits.
- As mentioned above, two-thirds of Egyptian women entrepreneurs are concentrated in the agriculture sector, which offers low profit margins.

¹⁰⁶ ILO, 2017, *Women's Entrepreneurship Development Assessment: Egypt*

4. Status of Gender Mainstreaming in JICA’s Projects and Challenges

In this section, the status of gender mainstreaming in the following three JICA projects is examined and recommendations made for further promotion.

- Egypt Japan Education Partnership (EJEP)
- Greater Cairo Metro Line No.4 Project (Yen Loan)
- Country-Focused Training Course on Improvement of Employment System and Services¹⁰⁷

4.1 Egypt-Japan Education Partnership (EJEP)

4.1.1 Outline of the Project

The EJEP is a comprehensive cooperation program in the education sector that covers the whole education sector in Egypt including pre-primary, basic, technical, and higher education. The project aims to develop human resources with a rich sense of humanity and capability to contribute to the socioeconomic development of the country.¹⁰⁸ Table 4-1 outlines the four technical cooperation projects implemented under the EJEP.

Table 4-1: Outline of the Technical Cooperation Projects under EJEP

	Project	Duration	Project Purpose and Outputs
Pre-Primary Education	The Project for Quality Improvement of Early Childhood Development	Jun. 2017– May 2020	<p>【Project Purpose】 Quality of child development at nurseries is improved through introducing the learning through playing in the pilot areas</p> <p>【Outputs】</p> <ol style="list-style-type: none"> 1) The capacity of nurses of nurseries to conduct the learning through playing is improved 2) Monitoring system on nurseries is improved in order to ensure quality of nurseries 3) Surrounding environment for implementing the learning through playing is improved
Basic Education	The Project for Creating Environment for Quality Learning	Feb. 2017– Feb. 2021	<p>【Project Purpose】 The Whole Child Education (Tokkatsu+) model is in operation at the selected 212 pilot and target schools</p> <p>【Outputs】</p> <ol style="list-style-type: none"> 1) Guiding documents/materials for introducing and disseminating the Whole Child Education (Tokkatsu+) model are developed 2) Officials, Principals and Teachers become capable of putting the Whole Child Education (Tokkatsu+) model in practice 3) System to disseminate the Whole Child Education (Tokkatsu+) model from the 12 pilot schools to the target schools is established and put into practice

¹⁰⁷ Based on the analysis of the current situation and challenges in Egypt, only the needs for further support which is relevant to the training contents were identified.

¹⁰⁸ JICA, -, *For Egypt’s Growth and Stabilization: JICA’s Cooperation for Egypt (Pamphlet)*

Technical Education	The Project for Enhancement of Technical Secondary Education	Apr. 2017– Dec. 2020	<p>【Project Purpose】 The model activities for technical secondary schools that introduce Japanese style technical education are established at pilot schools and a new model school</p> <p>【Outputs】</p> <ol style="list-style-type: none"> 1) School management at pilot schools is improved through introducing Japanese style school management systems 2) Students acquire basic hard*¹ skills and soft*² skills through introducing improved practical lessons at pilot schools 3) Local companies and pilot schools are cooperating with each other 4) A new model school that introduces Japanese style technical education is in operation
Higher Education	The Project for Egypt-Japan University of Science and Technology Phase 2	Feb. 2014– Jan. 2019	<p>【Project Purpose】 E-JUST provides a basis of human resources (researchers/engineers) that contribute to the development of the industry and society in Egypt</p> <p>【Outputs】</p> <ol style="list-style-type: none"> 1) Advanced research-oriented education for a graduate program is provided based on the Japanese model 2) Excellent research activities take roots in E-JUST 3) Sound relationship between E-JUST and the industry and society in and out of Egypt are nurtured 4) Capabilities of university management and administration are strengthened for graduate and undergraduate program of E-JUST 5) Practical-and-experimental based education in the field of basic science and engineering is provided for the undergraduate students of the Faculty of Engineering based on the Japanese model 6) Some tracks of the Faculty of International Business and Humanities embedding features of Japanese higher education is established

Source: Compiled based on the documents provided by JICA

*¹ Hard skills is defined by the Project as specific and teachable abilities, including: 1) Basic skills (single basic skills, learnt through basic practical training); 2) High-level skills (ability to utilize high-level equipment); and 3) Applied skills (ability to make a product by oneself, utilizing a broad set of knowledge, skills, etc.).

*² Soft skills is defined by the Project as interpersonal skills, such as work attitudes to improve the precision of the job, knowledge of safety, team work, 5S (sort, set in order, shine, standardize, and sustain), etc.

4.1.2 Status of Gender Mainstreaming in the Project

Among the four technical cooperation projects under the EJEP analysed in this study, only the Project for Egypt-Japan University of Science and Technology (E-JUST) Phase 2 is regarded as being concerned with gender, as it integrates activities relevant to gender in the project scope.

(1) Gender perspectives taken in the project formulation and planning stages

Table 4-2 shows the integrated gender perspectives in the plan.

Table 4-2: Integrated Gender Perspectives in the Plan

Project	Integrated Gender Perspectives in the Plan
The Project for Quality Improvement of Early Childhood Development	The baseline survey confirmed gender-segregated needs, relevance to and consistency with gender policies/system, and quantitative outputs.
The Project for Creating Environment for Quality Learning	The baseline survey confirmed gender-segregated needs, relevance to and consistency with gender policies/system, and quantitative outputs.
The Project for Enhancement of Technical Secondary Education	None
The Project for Egypt-Japan University of Science and Technology Phase 2	As with Phase 1, a necessary consideration is taken to ensure gender equity in the recruitment of academic and administrative staff and the selection of students.

Source: Compiled based on the documents provided by JICA

In the E-JUST project, the issue of gender equity in the recruitment of academic and administrative staff and the selection of students were integrated as gender perspectives in the formulation and planning stages. In the pre-primary and basic education projects, the plan clearly mentions integrating a gender perspective in the question items of the baseline survey. Although no specific gender perspectives were initially taken in the technical education project at the planning stage, in practice, one girls' school was selected among the four target schools.

(2) Gender perspectives taken in the implementation stage

Three projects other than E-JUST were launched in 2017. Regarding the baseline survey, the pre-primary education project is in the preparatory stage and both the basic and technical education projects have just completed data and information collection, analysis of which began in January 2018. According to interviews with Japanese experts, in the baseline survey, although the gender disaggregated data on the number of pupils/students and teachers was collected, no other indicators and information were examined from the gender perspective.

Furthermore, the three projects, with the exception of E-JUST, do not integrate specific gender perspectives in their activities. Given the scope of each project, a gender gap is rarely promoted through implementation of the project. However, it is still necessary to pay continuous attention in the monitoring process to the possibility of a gender gap stemming from project activities.

Regarding the gender perspective on securing gender equity in the recruitment of staff and selection of students integrated in the E-JUST plan, the following positive results can be confirmed. Furthermore, considering that E-JUST provides a valuable opportunity to female researchers who are constrained or hesitant to attend universities or educational institutions abroad to obtain quality education, the significance of the project can also be confirmed from the gender perspective.

Table 4-3: Number of Students and Personnel in E-JUST

	Female	Male
Post-Graduate Students	44	127
Under-Graduate Students	32	56
Academic Staff	11	39
Administrative Staff	65	124

Source: Compiled based on the documents provided by JICA

4.1.3 Recommendations for Promoting More Gender Mainstreaming in Project Implementation

Based on the analysis in 4.1.2, recommendations are made for promoting gender mainstreaming in the implementation of the four projects under the EJEP. It should be noted that all four projects have already started implementing the activities as planned, and a gender perspective was not necessarily taken and examined during the formulation and planning stages. Preferable gender perspectives to consider in the project implementation to prevent an unexpected gender gap stemming from the project activities and enhance the quality of project outputs from a gender viewpoint are examined separately from the lessons learned from similar projects. Details are provided in Table 4-4.

Table 4-4: Preferable Gender Perspectives to Consider in Project Implementation and Lessons Learned for Similar Projects

	Project	Preferable Gender Perspective to Consider	Lesson Learned for Similar Projects
Pre-Primary Education	The Project for Quality Improvement of Early Childhood Development	<ul style="list-style-type: none"> To collect gender disaggregated data of children and nurses in 50 target kindergartens in the baseline survey, which will be conducted in the days ahead For the behavioural transformation of infants and nurses set as an indicator of the project purpose, identify and monitor appropriate indicators paying attention to whether there are any differences in the degree and the contents of the behavioural transformation between women and men To ensure the gender-neutral content of ‘learning of playing’, an approach introduced in the project, so as not to instil and promote specific gender stereotypes 	<ul style="list-style-type: none"> Despite identifying the importance of integrating a gender perspective in the baseline survey, it did not indicate specific issues for consideration, viewpoints, or possible data and information to be collected. Therefore, it seems difficult to examine the possible indicators other than the number of children and nurses by sex. →<u>To identify gender issues in pre-primary education and examine and share the list of monitoring items (both quantitative and qualitative data)</u>
Basic Education	The Project for Creating Environment for Quality Learning	<ul style="list-style-type: none"> For the behavioural transformation of students and teachers set as an indicator of the project purpose, identify and monitor appropriate indicators paying attention to whether there are any differences in the degree and the contents of the behavioural transformation between women and men To ensure the gender-neutral content of ‘Tokubetsu Katsudo’ (extracurricular activities), the approach introduced in the project, so as not to instil and promote specific gender stereotypes It is also desirable to integrate specific activities to promote a sense of gender equality, enhancing understanding of the dignity of a person, mutual respect for differences between women and men and their gender needs, and desirable human relationships in a society as an output of the ‘Tokubetsu Katsudo’, such as day-duty, cleaning, and group discussion. 	<ul style="list-style-type: none"> Despite identifying the importance of integrating a gender perspective in the baseline survey, it did not indicate specific issues for consideration, viewpoints, and possible data and information to be collected. Therefore, it seems difficult to examine the possible indicators other than the number of pupils and teachers by sex. →<u>To identify gender issues in basic education and examine and share the list of monitoring items (both quantitative and qualitative data)</u> Although specific activities for promoting a sense of gender equality are important, it is still difficult to propose the contents and outcome of these activities. →<u>To examine the contents and outcomes of the relevant activities implemented in Japan and the possibility of their application</u>

	Project	Preferable Gender Perspective to Consider	Lesson Learned for Similar Projects
Technical Education	The Project for Enhancement of Technical Secondary Education	<ul style="list-style-type: none"> To consider preparing and monitoring the survey items with paying attention to the difference between female and male graduates for the follow-up study (on the status of employment) of graduates from the pilot schools, which will be conducted in the days ahead As for ‘the number of graduates who get a job’ as an indicator of the project purpose, consider monitoring and analysing the situation of the graduates with paying attention to the differences between female and male students. Based on the results, to examine the contents of career development guidance. As for ‘to promote the linkage with local companies for career guidance provided by the employment support unit’ as output 3, examine the contents of career guidance including matching, with paying attention to the point that the demand of private companies to employ women and men differ 	<ul style="list-style-type: none"> At the planning stage, for identifying the project scope and beneficiaries, several issues should be well grasped and examined from the gender perspective such as girl’s low unemployment rate after the graduation which is a serious issue in technical education, low motivation of girls for being employed, limited type of job which is available for women, and less motivation of private companies to employ women. Also, necessary attention should be paid to a balanced proportion of project beneficiaries (number of girls’ schools and boys’ schools). In addition, it is also desirable to set the project scope aiming to promote more women’s employment based on the identification of the prospective sectors and types of job where there are larger (or expected to be larger) needs for employing women. →<u>To identify gender issues in technical education and integrate necessary viewpoints into the scope of the detailed design survey and baseline survey, to set the scope of the project to address the identified gender issues, and to ensure the gender balance of the beneficiaries</u> At the implementation stage, the contents of the career guidance should be examined based on the understanding of the barriers with which female students are facing through the follow-up survey of the graduates. →To identify and monitor appropriate survey items such as the type of sector and job, the type of employment (formal/informal, permanent, part-time), compensation package, the relevance to the skills obtained in the technical higher school, current situation in the case of unemployment and the reasons of unemployment (working condition and environment, or family’s opinions), willingness for working, etc. with paying attention to the differences between female and male students.

	Project	Preferable Gender Perspective to Consider	Lesson Learned for Similar Projects
Higher Education	The Project for Egypt-Japan University of Science and Technology Phase 2	<ul style="list-style-type: none"> • To continue to strive to ensure gender equity in the recruitment of academic and administrative staff and the selection of students • For employment support for students (output 3), grasp trends in the labour market, assess the employment status of graduates, private companies' demand for employment, and students' motivation to be employed, identify the differences in demands and constraints for employment between female and male students, and examine the effective content of employment support to meet the different needs of students →It is required to draw on the system and content of employment services provided by other universities (e.g. the career development centres at 20 universities in Egypt) including the Japanese universities which are supporting E-JUST. • Regarding other universities, establish a management structure to combat any type of violence and harassment at the university 	<ul style="list-style-type: none"> • With regard to observed gender needs in the existing university environment, there is a demand for continuing nursery services at the university and ensuring the safety of those walking on campus at night. →At the planning stage, to integrate the implementation of regular assessment and taking necessary measures corresponding to gender needs on school facilities and environment to be borne by the university (the recipient country) as a point in the agreement

Source: Compiled by the Consultant

4.2 Greater Cairo Metro Line No.4 Project (Yen Loan)

4.2.1 Outline of the Project

The Greater Cairo Metro Line No.4 Project (hereinafter referred to Cairo Metro) aims to contribute to Egypt's economic development by meeting increased traffic demands and reducing serious traffic congestion by constructing a metro line in the Southwest of Greater Cairo. As construction had not yet started by January 2018 when this survey was conducted, only the status of integrating a gender perspective into project formulation and planning is analysed. Because the design of the facilities and specification of equipment were agreed on by the governments of Egypt and Japan, it is not feasible to make recommendations that require significant changes to these aspects. However, considerations to be examined from the gender perspective are provided based on an observation of the existing metro lines in Cairo.

4.2.2 Status of Gender Mainstreaming in the Project

Regarding the gender perspectives taken in the project formulation and planning stages, according to the report of a preparatory survey conducted in 2011, no survey to identify gender needs was conducted. However, the need for the installing women-only cars was clearly identified in the plan.

The report of the Cairo Regional Transportation Study (CREATS) conducted in 2002 indicated that the rate of transportation use by women is much lower than that for men in Cairo.¹⁰⁹ The report attributed this disparity to the undeveloped public transportation system, which does not necessarily ensure the safety and comfort of women, adding that it also stemmed from traditional norms in an Islamic society. By confirming the situation of women's public transportation use in Cairo and gender needs for safety and comfort when doing so, necessary considerations in the design of facilities and equipment and in the operation and management thereof can be more clearly identified from a gender perspective in the plan.

4.2.3 Recommendations for Promoting More Gender Mainstreaming in Project Implementation

Considerations from a gender perspective are provided in Table 4-5.

Table 4-5: Desirable Actions and Points to Examine from the Gender Perspective (Cairo Metro)

Category	Desirable Actions and Points to Examine
Operation and Management	<ul style="list-style-type: none">• Regular campaign to combat violence and harassment on public transportation• Putting posters to combat violence and harassment on the train and in the station yard• Regular patrol of station staff and transportation police in the station yard• Allocation of enough female station staff and transportation police• Assessment survey on women's use of the metro and gender needs• Women/children-friendly environment (lighting, flower pots, advertising, etc.)
Facilities and Equipment	<ul style="list-style-type: none">• Height of hanging strap (especially in women-only cars)• Layout of stairs and walkways in the station yard considering passenger traffic (to avoid unnecessary body contact)• Design of platform without dead corners• Space to change diapers and for breast-feeding

Source: Compiled by the Consultant

¹⁰⁹ The number of women's trip is 1.2 per day, while the one of men's trip is 2.4 per day.

【Column (1)】 Anti-Harassment Campaign for Making Public Transportation a Safer Place

Ministry of Transportation in collaboration with Ministry of International Cooperation and Agence Française de Développement (ADF) is engaged in the ‘National Anti-Harassment Campaign for Making Public Transportation a Safer Place’ as a multi-dimensional campaign to fight sexual harassment, with focus on public transportation. The campaign is composed of:

- Spreading out of message video through social media
- Awareness posters in public spaces
- Live performances (Frash Mobs)
- Awareness advertisements on TV

【Column (2)】 Gender Assessment of Egyptian National Railways (ENR) Supported by European Reconstruction and Development Bank (ERDB)

In July 2015, the ‘Gender Assessment: Achieving a high quality and safe rail transport for both women and men’, a holistic assessment of the gender issues relevant to ENR’s service design, operations and management, was conducted aiming to understand the different needs of female and male rail users as well as non-users and to recommend ways of enhancing the quality, safety and security of ENR passenger services.¹¹⁰ The findings are as follows:

- As for the reasons of riding, 40 percent of men (which is the double of women’s rate) answered as ‘from and to their work destination’ with 25 percent of women for ‘to visit family’ and 30 percent of both women and men for ‘school’.
- Women are less like to be satisfied with the following points: noise, cleanliness and lighting of toilets, doors, seats, cleanliness of trains, inappropriate behaviour (other passengers).
- Women expressed their gender needs to feel secure and safe are separate carriages, prevention of sexual harassment by the transport operators, latrines with closed doors and a suitable place for breastfeeding, lighting on the train and in the station yard, training of security personnel to be more gender-aware with a focus on preventing sexual harassment in trains and stations, cleanliness, air conditioning and (staff’s) commitment.
- In the second and third-class carriages, verbal harassment, often with sexual connotations, is common and offenders are mostly young male students and targeted victims are female students. Elder women also incur exposure to harassment. It was also reported that women being harassed were dressed conservatively with the majority wearing the Islamic scarf.
- There are complaints offices at major train station; however, it is not so effective because women usually do not report the incidence of harassment. Women do not believe that anyone would help them and fear that reporting would hurt their reputations. In addition, it is because there is no guarantee that the office will punish the aggressors.
- In order to avoid the undesired body contact, it is required to increase the number of trains and carriages to reduce overcrowding. Introduction of separate carriages is a useful way in which transport operators can provide safer services for female passengers.

¹¹⁰ ERDB, 2015, *Egyptian Railways Gender Assessment: Achieving a high quality and safe rail transport for both women and men*

4.3 Country-Focused Training Course on Improvement of Employment System and Services

A country-focused training course on the improvement of the employment system and services (hereinafter referred to as the Training) aimed to enable managers and staff of the Ministry of Manpower and Labour Offices to understand the comprehensive employment service in Japan, analyse the challenges in Egypt, and identify prioritised activities to be implemented based on the problem analysis. The Training was conducted twice in April and December 2017. This survey analysed the challenges in the employment system and services in Egypt from the gender perspective and identified further support needs based on useful experiences in Japan.

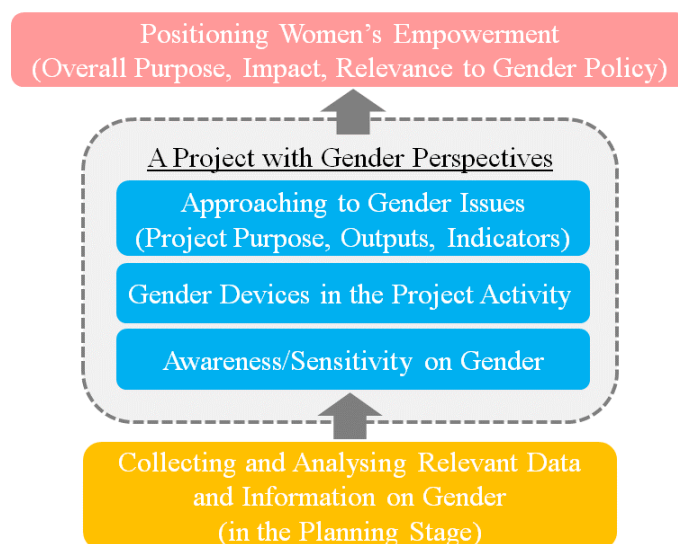
Table 4-6: Support Needs on Employment System and Services

Topic	Challenges in Egypt	Useful Japanese Experiences (Support Needs)
Mechanism of employment services	<ul style="list-style-type: none"> No efforts to encourage private companies to employ youths and women are made. No network is established between private companies and NGOs and the government providing employment support services. 	<ul style="list-style-type: none"> Certificate of 'Youth Yell' for active small- and medium-sized companies to employ and train youth and 'Eruboshi' for companies to enhance women's participation as examples of incentives for private companies. One-stop service for women (career counselling, capacity building, job introduction) and website/application for business matching provided by private companies Public-Private partnership for employment services (e.g. women's employment terrace in Tokyo, an employment service for women's reemployment)
Youth employment	<ul style="list-style-type: none"> Not enough information on career development is available for youths. 	<ul style="list-style-type: none"> Job café (one-stop service for youth) A project to support youths (matching support)
Function of employment services	<ul style="list-style-type: none"> Employment services do not meet women's needs. Applicants and companies are not effectively matched. 	<ul style="list-style-type: none"> Facilities at the employment service centre especially for mothers (hello-work for mothers, mother's corner) including a room for breast-feeding, children's seats, and a kid's corner, etc. Employment services for mothers Allocation of female career counsellor Qualification of career counsellor Quality of individual counselling provided by career counsellor (skills for matching)
Employment support in educational institutions	<ul style="list-style-type: none"> No career guidance to consult and collect necessary information is provided at universities and high schools. No effective link exists between the Ministry of Manpower and Higher Education. 	<ul style="list-style-type: none"> Employment services for new graduates (one-stop service) Career consulting provided at universities and high schools Strong partnership between Ministry of Health, Labour and Welfare and Ministry of Education, Culture, Sports, Science and Technology
Others	<ul style="list-style-type: none"> The working environment is not usually appropriate for women, but it is also an important criterion in women's decisions to become employed or not. Many companies or employers do not actively employ women. 	<ul style="list-style-type: none"> More appropriate working environment for women (facilities and equipment that consider women's needs, a flexitime system) Attitude survey on women's employment, status survey of private companies actively employing more women, incentives and a certificate system to encourage private companies to recruit more women

Source: Compiled by the Consultant

4.4 Recommendations on the Implementation of Development Assistance from the Perspective of Women’s Empowerment and Gender Mainstreaming

In Egypt, by the President’s initiative, 2017 is the ‘Year of Egyptian Women’. In March 2017, as indicated in Section 2.3.3 (2), the ‘National Strategy for the Empowerment of Egyptian Women 2030’ was formulated. Thus, while the Egyptian government has actively promoted its gender policy, it is crucial for JICA to publicize its contribution to women’s empowerment in a multi-dimensional fashion as a concrete aid policy corresponding to the current aid trend in Egypt. Furthermore, although JICA projects in general do not directly aim for gender equality and mainstreaming, the integration of the gender perspective shown in Figure 4-1 makes it possible for them to address gender issues effectively. This section discusses the points for JICA to note for implementing developing assistance in Egypt from the gender perspective.



Source: Compiled by the Consultant

Figure 4-1: Gender Mainstreaming of a Project

(1) Collecting and analysing relevant data and information to identify gender needs in the planning stage

The term ‘gender’ tends to imply the promotion and protection of women’s rights or combating any and all forms of discrimination and violence against women. However, gender actions should be regarded in a wider sense, which include understanding different situations and challenges facing women and men as well as their reasons, and responses to various gender needs of women and men. To take proper gender actions, in addition to the collection of gender-disaggregated data and the examination of the existence of gender issues in the planning stage, it is also necessary to collect and analyse more widely data and information that are relevant to gender issues such as the number of female-headed households and constraints on schooling for girls and boys. Such a process of identifying and analysing gender issues can be shared with counterparts of relevant ministries so that it can contribute to forming a consensus with the Egyptian government.

Moreover, to identify women’s situations and gender issues in Egypt, it is necessary to consider carefully other factors such as regional characteristics, religion, ethnicity, and economic hierarchy. It is also essential to understand that those attributes have multiple effects on women and pay close attention to not only the factors listed in Table 4-7 but also others such as being or not being disabled.

Table 4-7: Factors to Note in Identifying Gender Issues

Factor	Viewpoint to Note
Regional Characteristics	<ul style="list-style-type: none"> - 57.7 percent of women live in rural areas.¹¹¹ - Low literacy and school enrolment rate in rural Upper Egypt - High prevalence of FGM/C in rural Upper Egypt - Women’s labour force participation rate is the lowest in Upper Egypt. - More conservative and strong traditional social norms in Upper Egypt (high prevalence of forced/early marriage) - Diverse economic activities in Lower Egypt - High prevalence of Domestic Violence in Lower Egypt
Religion	<ul style="list-style-type: none"> - The vast majority of the people are Muslim. - Conservative social norms on women’s mobility are not necessarily related to Islam; Coptic Christians have essentially the same norms in Upper Egypt
Ethnicity	<ul style="list-style-type: none"> - The vast majority of the people are Arabs - Existence of Bedouin (Arabic nomads) in the Mediterranean coastal areas, Sinai, and western dessert area; they have traditional patriarchy society, polygamy, low school enrolment rate of girls, and honour killing
Economic Hierarchy	<ul style="list-style-type: none"> - Highest rate of poor families in Upper Egypt (45.8%)¹¹² - Disparity in education levels between the poor and the wealthy - Gender issues caused from poverty (e.g. temporary/child marriage) - Women’s labour force participation rate is higher in the poor and the wealthy than in the middle class - Disadvantaged position of female-headed households

Source: Compiled based on the field survey

(2) Integration of gender devices in project activities

In implementing a project to achieve credible outputs from the gender perspective, it is essential to examine and integrate ‘gender devices’ in project activities for promoting equal and active participation of women and men and having them enjoy the outcomes equally based on the results of the above-mentioned gender analysis in the planning stage. Such devices include building a consensus with local communities on women’s participation in the project activities, setting appropriate time and place of training for women, and provision of career guidance that meets the needs of female students. In Egypt, it is necessary to involve appropriate agencies and human resources with sufficient knowledge of local languages and customs, especially in approaching local communities, which is the most crucial and difficult part of the project activities. In addition, it is desirable for JICA to share relevant information and explore an effective way to work with relevant ministries and other governmental institutions and NGOs that actively support women in various sectors and areas. If a project that expects active participation of women is implemented in such conservative areas with strong social norms as Upper Egypt, it is useful to seek advice on appropriate steps to take in implementing activities from those organizations with a wide range of practical skills and experiences in working with women and local communities.

¹¹¹ CAPMAS, 2017, *Census: Population*

¹¹² MoALR, 2009, *Sustainable Agricultural Development Strategy towards 2030*

(3) Taking a cross-sectoral approach for boosting women's empowerment

To implement a project to boost women's empowerment in a broader sense, it is necessary to not only integrate gender devices in project activities and methods for implementing the activities but also take a cross-sectoral approach beyond the existing scope of sector assistance. Such approaches may include integration of gender as a topic in extracurricular activities of basic education for fostering a sense of humanity as a basis for combating violence and harassment against women and making the scope of a technical education project more gender-friendly according to the labour market's needs for female and male students.

(4) Setting gender-sensitive indicators and constant monitoring

Even if the project purpose and outputs take no measure for addressing gender issues, it is necessary for a project to set appropriate indicators for examining the degree to what extent the project could help solve the gender issues identified in the planning stage and identify the differences in the degree of participation in the project activities, enjoyment of achieved outputs, and positive and negative impacts on women and men. Moreover, it is also crucial to monitor those indicators timely and share the results widely with stakeholders so as to clarify concrete contributions of JICA's projects to women's empowerment in Egypt.

5. Interventions for Assisting Women by Other International Organizations, NGOs and Others

5.1 International Organizations

5.1.1 United Nations (UN) Agencies

In Egypt, the UN agencies has introduced since 2002 the United Nations Development Assistance Framework (UNDAF) and has provided a set of assistance in accordance with its 3rd framework, “UNDAF for Egypt (2013-2017): Achieving MDGs with Inclusive Growth, Freedom, Social Justice and Dignity”. Under the framework, 24 UN agencies¹¹³ are currently implementing several activities in the five priority programme areas which are 1) poverty alleviation through pro-poor growth and equity, 2) quality basic services, 3) democratic governance, 4) food security and nutrition, and 5) environmental sustainability and natural resource management. Total budget for five-year programme is 736 million USD and about 50 percent of the total budget is allocated to the priority programme area 1 on poverty alleviation. Table 5-1 outlines relevant outcomes and activities to gender issues and women’s empowerment.

Table 5-1: UNDAF’s Outcomes and Activities Relevant to the Gender Issues

	UNDAF Outcome	Activities
1. Poverty Alleviation through Pro-Poor Growth and Equity	1.1 Efficient and adequate resourced mechanisms of social protection services for children, young people, <u>rural women</u> , elderly and other vulnerable groups	<ul style="list-style-type: none"> - Enhance social and economic protection for women in rural and informal settlements through a productive asset transfer mechanism as well as a village saving and loans association mechanism (UN Women) - Provide technical support on effective approaches to implement gender mainstreaming in agricultural programmes (FAO) - Support to elaborate and disseminate evidence-based information and data on vulnerable populations such as youth and rural women for programming and policy making purposes (UNFPA)
	1.2 Improved pro-poor, inclusive and <u>gender sensitive</u> policies in financial and non-financial services supporting Micro and Small Enterprises (MSEs)	<ul style="list-style-type: none"> - Improve monitoring & evaluation capacities to produce gender desegregated data and documentation of Social Development Fund (SFD) (UNDP) - Encourage women and young graduates to engage in entrepreneurship & small business development (UN Women) - Empower poor communities in order to improve socio-economic status including health, gender and household income (WHO) - Provide financial & non-financial services to create employment opportunities and overcome poverty in rural areas, targeting the poorest communities including female-headed households (IFAD)
	1.3 Strengthened private sector business in tourism, agro-industries and other key pro-poor sectors to address <u>gender</u> , equity and environmental sustainability	<ul style="list-style-type: none"> - Provide institutional and legal framework supporting women’s economic empowerment and working women’s rights (UN Women) - Promote gender equity in the workplace and using the gender gap assessment tool as a gender auditing tool for private and public firms (UN Women)
	1.4 More and better skilled youth, <u>women</u> and other vulnerable groups have decent	<ul style="list-style-type: none"> - Provide institutional and legal framework enhancing social protection for women in informal sector, creating support services to help women’s balanced work and family responsibilities (UN Women)

¹¹³ Food and Agriculture Organization of the United Nations (FAO), International Atomic Energy Agency (IAEA), International Fund for Agricultural Development (IFAD), International Labour Organization (ILO), International Organization for Migration (IOM), International Telecommunication Union (ITU), The Joint United Nations Programme on HIV/AIDS (UNAIDS), United Nations Conference on Trade and Development (UNCTAD), United Nations Development Programme (UNDP), United Nations Environment Programme (UNEP), United Nations Educational, Scientific and Cultural Organization (UNESCO), United Nations Population Fund (UNFPA), United Nations Human Settlements Programme (UN-HABITAT), Office of the United Nations High Commissioner for Refugees (UNHCR), United Nations Information Centre (UNIC), United Nations Children’s Fund (UNICEF), United Nations Industrial Development Organization (UNIDO), United Nations Office on Drugs and Crime (UNODC), United Nations Volunteers (UNV), UN Women, World Food Programme (WFP), World Health Organization (WHO), World Trade Organization (WTO), United Nations International Strategy for Disaster Reduction (UNISDR) (in the order corresponding to the order of the signing of UNDAF for Egypt (2013-2017))

	job opportunities	<ul style="list-style-type: none"> - Formulate a strategy and insurance policy for small and micro-loans that support female entrepreneurs (UN Women) - Support inclusive, balanced and sustainable city development plans in order to provide adequate access to decent work opportunities especially for women (UN-HABITAT) - Enhance skills of vulnerable populations such as youth and women through food for training and food for work (WFP)
2. Quality Basic Services	2.2 Increase <u>women's access</u> to quality family planning & reproductive health services	<ul style="list-style-type: none"> - Assist to reduce and eliminate gender-based violence (GBV) including FGM/C (UNFPA) - Develop a national strategy for women & children's health (UN Women)
	2.7 Enhance access to and complete quality basic education (formal/informal) with a focus on vulnerable groups and <u>gender equality</u>	<ul style="list-style-type: none"> - Strengthen national systems to plan and implement child rights-based education reform with an emphasis on gender equity and inclusive education (UNICEF)
3. Democratic Governance	3.1 Enhance national and local capacities and systems for decentralized, inclusive and <u>gender sensitive</u> planning, budgeting, monitoring & evaluation	<ul style="list-style-type: none"> - Strengthen capacities for developing and monitoring gender sensitive local plans (UNFPA) - Technical support to develop and implement the gender responsive social budgeting strategy (UN Women)
	3.2 Strengthen national institutions & CSOs to further protect, respect and fulfil human rights with a special focus on <u>women</u> and children	<ul style="list-style-type: none"> - Support the national strategy to combat FGM/C (UNDP) - Strengthen the capacities of NGOs and CBOs to protect and promote human rights with specific attention paid to sexual and reproductive rights (UNFPA) - Strengthen efforts to prevent violence against children including FGM/C (UNICEF) - Capacity building of civil society on women's rights (UN Women) - Media and communication activities for creating support for women's needs assessment and women's candidates, and gender responsive polities and programs (UN Women) - Strengthen the capacity of government and CSOs to provide vulnerable migrants (including victims of trafficking and migrant women and children) (IOM)
	3.4 <u>Voice, leadership, civic engagement and political participation of women</u>	<ul style="list-style-type: none"> - Enhance political participation of women through provision of training for women parliamentarians and candidates (UNDP) - Support youth's accessibility on civic engagement opportunities with a focus on young women in underprivileged (rural/slum) areas (UNFPA) - Promote inclusive participation and civic engagement of adolescent boys and girls through strengthening youth centers, schools and NGOs (UNICEF) - Capacity development of youth with a gender component, formulation of a national women's statement/charter and formation of women's watch groups/women's observatory to articulate a women's agenda, creating a knowledge platform on women in democratic transition, promoting equal participation of women in political sphere, strengthen legislative and oversight capacities of women MPs (UN Women)
	3.5 Responsive legislation & policies for democracy	<ul style="list-style-type: none"> - Enhance access of women and rural dwellers to citizenship rights (UNDP)
4. Food Security & Nutrition	4.3 Consumption of adequate, healthy and nutritious food by vulnerable people (<u>women</u>)	<ul style="list-style-type: none"> - Capacity building of women and youth in agro-food chains, invest in women farmers for better food security and greater economic growth (UN Women)
	4.4 Efficient agriculture and food production supply chains (good agricultural practices)	<ul style="list-style-type: none"> - Introduction of Gender Equality Seal as a part of fair trade certification for agri-business industries, higher level advocacy and mainstreaming gender concerns into relevant polities (UN Women)
5. Environment & Natural Resource Management	5.1 Sound climate change adaptation and disaster risk reduction policies/programs	<ul style="list-style-type: none"> - Provide supports to women MPs to involve women in environmental policies and ensure gender sensitive climate change adaptation policies (UN Women)
	5.3 Strengthening mechanisms for the sustainable management and access to natural resources	<ul style="list-style-type: none"> - Capacity building of women and youth on better management of water resources (UNESCO) - Support to improve women's economic status in activities related to accessing and managing natural resources (UN Women) - Provide extension services to women farmers (UN Women)

Source: Compiled based on UN, 2013, *United Nations Development Assistance Framework for Egypt (2013-2017): Achieving MDGs with Inclusive Growth, Freedom, Social Justice and Dignity*

Furthermore, UNDP, UN Women and UNFPA implemented a joint programme on “Social, Economic and Legal Empowerment of Egyptian Women” addressing specific hurdles faced by women to encourage women’s equal participation in society based on citizenship rights, with financial support of Swedish government (approved budget of 6.4 million USD¹¹⁴). The joint programme is aligned with the above-mentioned UNDAF outcomes such as Outcome 1.2 (improved pro-poor, inclusive and gender sensitive policies in financial and non-financial services supporting Micro and Small Enterprises (MSEs), Outcome 3.2 (protection, respect and fulfilment of human rights with special focus on women and children), and Outcome 3.4 (voice, leadership, civic engagement and political participation of women). Although programme duration was initially set as for three years (2014-2017), it was decided the half year extension of the period by June 2018.

Table 5-2: Outline of the joint programme of UNDP, UN Women and UNFPA

Pillar	Outcome	Activities
Social Empowerment	1) Enabling environment (political, legal, social) to abandon the practice of FGM/C and combat other forms of violence against women and children	National strategy, mainstreaming for FGM abandonment in line ministries, operational and regulatory environment to abandon FGM and other forms of violence, at the local level, advocacy and communication strategy denouncing FGM/C and other forms of violence, strengthening community and legal mechanisms to combat sexual harassment
	2) Enhancing Women’s public and civic engagement	Capacity building of female and youth members to promote and advance women’s rights within elected bodies, enhancing girls’ and young women’s engagement through peer education
	3) Enhancing gender responsive governance and policies	Egyptian women public policy forum, support program for women in SMEs and handicrafts sectors, survey of young people in Egypt
Legal Empowerment	4) Fair & efficient access to justice by women	Operational efficiency, transparency and integrity of family court/family prosecution, increasing access to information on personal status law/family court law
Economic Empowerment	5) Increasing poor women’s access to services, finance, resources & assets	Supporting women’s handcraft in Upper Egypt, gender mainstreaming approach of SFD, women’s access to basic citizenship rights (ID cards)

Source: MPTF Office, 2016, *Annual Programme Narrative Progress Report*

(1) UN Women

UN Women puts priority on women’s political and economic empowerment as well as combating violence against women and implements a wide range of activities from supports for policymaking and advocacy to capacity building of rural women (Table 5-3). Focusing on the actual challenges with which Egyptian women are facing, it also promotes public campaign for raising awareness of society on gender issues with effective use of TV and social media in collaboration with NCW.

¹¹⁴ UN Multi-Partner Trust Fund Office Gateway website (<http://mptf.undp.org/factsheet/project/00088443>, lastly accessed on 11 Feb. 2018)

Table 5-3: Outline of UN Women's Activities on Gender Equality and Women's Empowerment

Area	Activities
Leadership and political participation	<ul style="list-style-type: none"> - Awareness raising on the importance of women's civic engagement - Women's citizenship initiative (issuing national ID cards for women) - Promoting women's political participation (awareness raising initiative to promote women's representation in local council and supports for women candidates)
Women's Economic Empowerment	<ul style="list-style-type: none"> - Provide supports for income generating activities based on the One Village, One Product (OVOP) approach with 590 women in Beni Suef governorate (daily product), Beheira governorate (antichole), Menofia governorate (papyrus) and Sharkia governorate (handmade carpets) - Promoting safe and secure workplaces for women in the agribusiness sector - Women's entrepreneurship, financial inclusion, developing an enabling business environment for women in seven governorates in Lower Egypt
Ending Violence against Women and Girls	<ul style="list-style-type: none"> - Awareness raising at community level through media campaign - Strengthening legislative and institutional frameworks to ensure effective prevention and response to violence against women and girls - Women's access to justice - Providing comprehensive care and support services for survivors - Safe cities for women and girls (market, public transportation) - Abandonment of FGM and empowerment of families

Source: Compiled based on UN Women (<http://egypt.unwomen.org/en>), UN Women, 2016, *Empowering Women, Empowering Egypt: Achievement Report*

(2) UNDP

UNDP focuses on women's economic empowerment and eliminating violence against women and provides assistance including the above-mentioned joint programme in collaboration with the ministries and governmental institutions.

Table 5-4: Outline of UNDP's Activities on Gender Equality and Women's Empowerment

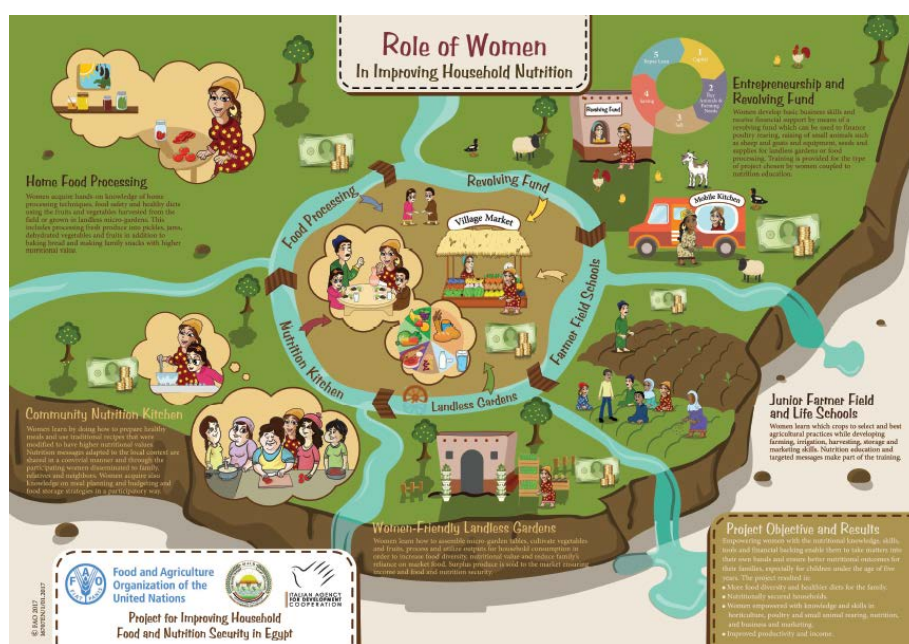
Project	Outputs and Activities
Abandonment of FGM and Empowerment of Families (2008-)	<p>Law criminalizing of FGM, establishing a network of citizens to combat FGM, disseminating messages against FGM through media, formulating a 5-year national strategy for FGM abandonment, training of forensic medicine doctors and junior district attorneys on FGM legal implications, media campaign</p> <p>【Outcome】 70 villages made a strong stance against FGM by 2013, the percentage of circumcised girls between 15-17 has dropped from 74 percent in 2008 to 61 percent in 2014</p>
Social, Economic and Legal Empowerment of Egyptian Women (Joint Programme)	<p>【Output】 Establishing a gender unit within SFD, formulation of gender strategy, national mapping study of NGO's working on women's issues, developing tools for women's inclusive economic policy making and participation, introduction of IT system for improving operational efficiency and transparency of family courts, issuance of additional ID's for women</p>
Strategic Interventions to Combat Violence against Women (VAW)	<p>Awareness raising of governmental institutions on VAW, improving national capacity in communicating messages against VAW, strengthening national mechanisms/systems for combating VAW</p>
Strengthening of the Democratic Process in Egypt	<p>Bridge training of electoral practitioners, opinion leaders and media on gender and elections, issuing National ID card for 90 thousand women in Alexandria, Assiut, Aswan, Giza, Qalyoubia, and Souhag governorates</p>

Source: Compiled based on UNDP (<http://www.eg.undp.org/content/egypt/en/home/ourwork/gender-equality/overview.html>)

(3) FAO

In FAO's country programming Framework for Egypt 2012-2017, sustaining livelihoods of rural population including gender equity through institutional transformation is set as a sub-priority area C-1 under the priority area C on "sustaining rural community development". Considering the importance of the roles of women (especially female headed households) in rural development, it aims to enhance women's empowerment through providing supports in agricultural farming and community development.

The project on "improving household food and nutrition security in Egypt by targeting women and youth" is a technical cooperation project that has been implemented since 2012 and financially supported by the Italian government. It was supposed to be finished by July 2017; however, it was decided to extend the project duration for another year. Targeting rural women in Assiut, Aswan, Beni Suef, Fayoum and Souhag governorates, the project has implemented a comprehensive package of activities such as community nutrition kitchen for preparing healthy meals and use traditional recipes modified to have higher nutritional values, cultivation of vegetables and fruits in kitchen gardens, home food processing, microfinance.



Source: FAO (<http://www.fao.org/documents/card/en/c/aa5bd507-191e-46a4-9908-be0c5bf26799/>)

Figure 5-1: Concept of FAO's Project

5.1.2 European Union

In "Single Support Framework for European Union (EU) support to Egypt 2017-2020", protection of the marginalized groups from potential negative impacts of economic reforms is clearly set as a specific objective under the sector of social development and social protection. Several activities on gender issues are listed such as provision of skills meeting needs of labour market including Technical and Vocational Education and Training (TVET) especially among women, awareness raising on violence against women, creation of quality jobs for the most vulnerable such as women.

5.2 Bilateral Aid Agencies

(1) U.S. Agency for International Development (USAID)

Although the USAID's Country Development Cooperation Strategy (CDCS) for Egypt has not been released (as of January 2018), according to its website¹¹⁵, it is declared to reduce gender gaps across a wide range of sectors and activities, including removing constraints to women's economic participation, addressing sexual harassment and gender-based violence, and reducing the gender enrolment gap at all levels of education. Major projects are as follows.

- “Strengthening Entrepreneurship and Enterprise Development (SEED) project (2015-2019, 22.9 million USD): 1) improving the accessibility of financial and non-financial services (preparing business plan, access to finance, etc.), 2) connecting entrepreneurs and MSMEs that are women-owned or have a potential to hire significant number of women and youth), 3) linking MSMEs with established firms, 4) providing one stop service for encouraging formalization of private enterprises, 5) strengthening the ability of business associations
- Establishment of career development centers at 20 universities (in partnership with the American University in Cairo): 1) capacity building on leadership, entrepreneurship, networking, better preparation for entering job market, 2) on-the job training in private sector, 3) providing information on labor market needs to develop university curriculum¹¹⁶
- “Science, Technology, Engineering and Mathematics (STEM)” project (2012-2017, 25 million USD): 1) curriculum and assessment development focusing on enhancing student's critical thinking, problem solving and scientific research, 2) provision of science laboratory and essential technology infrastructure, 3) enhancing girls' access to STEM subjects at newly established STEM high schools

(2) Italian Agency for Development Cooperation (AICS)

Italian Agency for Development Cooperation (AICS) has implemented “Enhancing Gender Mainstreaming for Sustainable Rural Development and Food Security Actions (GEMAISA)¹¹⁷” project in three Mediterranean countries (Egypt, Lebanon and Tunisia) since 2015. GEMAISA project aims to create a new model of enhancing multidimensional empowerment of rural women in the Mediterranean countries. The project in Egypt supports to strengthen the function of MoALR's Policy Coordination Unite for Women in Agriculture (PCUWA) such as capacity on problem analysis and policy making through the implementation of pilot activities for supporting rural women in Fayoum governorate. After the baseline study and pilot phase which had already been done in three villages in the target governorate in 2017, project activities for supporting rural women to be engaged in income generating activities are ready to start in 2018.

¹¹⁵ USAID website (<https://www.usaid.gov/egypt>, lastly accessed on 11 Feb. 2018)

¹¹⁶ USAID website (<https://www.usaid.gov/egypt/press-releases/dec-13-2017-usaid-celebrates-agreement-build-20-career-centers>, lastly accessed on 11 Feb. 2018)

¹¹⁷ GEMAISA website (<http://gemaisa.iamb.it/index.php/en/>, lastly accessed on 11 Feb. 2018)

(3) French Government

French government launched the programme on “The Egyptian Women: Pioneer of the Future”¹¹⁸ for providing employment supports for women with the support of UN Women and Sawiris Foundation for Social Development (SFSD) since 2016. The programme aims to build the capacity and employment skills of women to be employed by the French companies and banks in Egypt which made agreement for the partnership with the Programme. In 2016, the representatives of six French partner companies including Total, L’Oreal, Accor Hotels, etc. conducted face-to-face interviews with the graduate trainees of the Programme and provided 34 successful candidates with job opportunities.¹¹⁹

(4) German Agency for International Cooperation (Deutsche Gesellschaft für Internationale Zusammenarbeit: GIZ)

The German Agency for International Cooperation (GIZ) has implemented EconoWin programme to improve the economic integration of women for the MENA (Middle East and North Africa) region especially in the four countries - Egypt, Jordan, Morocco and Tunisia since 2010. Under the EconoWin programme¹²⁰, the programme on “Employment Promotion of Young Women through Applied Gender Diversity Management in the MENA region” has been implemented since 2014. In Egypt, GIZ provides financial support for the targeted seven private companies approximately 35 thousand Euro (JPY 4.6 million¹²¹) as well as technical supports for taking desirable measures for gender diversity and women’s promotion.¹²²

¹¹⁸ UN Women website (<http://arabstates.unwomen.org/en/news/stories/2016/4/egypt-and-france>, lastly accessed on 25 Feb. 2018)

¹¹⁹ SFSD website (<http://sawirisfoundation.org/work/egyptian-women-pioneers-for-the-future-project/>, lastly accessed on 25 Feb. 2018)

¹²⁰ EconoWin website (<http://econowin.org/about/#1>, lastly accessed on 28 Feb. 2018)

¹²¹ Calculated based on the exchange rate of 25 Feb. 2018 (EUR 1.00=JPY 131.35)

¹²² Daily News Egypt website (<https://dailynewsegyp.com/2017/11/15/giz-provides-e700000-gender-diversity-companies/>, lastly accessed on 25 Feb. 2018)

5.3 NGOs, etc.

(1) Association for Women's Total Advancement & Development (AWTAD)¹²³

AWTAD is a NGO which started its activities in 2008 aiming for Egyptian women and youth to reach their full potential, as key agents for social and economic development. With several projects commissioned by and financial supports from the ministerial institutions and donor agencies such as World Bank, EU, ILO, etc., private companies, AWTAD has provided several supports mainly for women such as entrepreneurship program (planning, start-up and business development), handicraft program on design development and marketing, and employment support (matching).

(2) Population Council¹²⁴

Population Council, an international NPO which head office is in New York, started the operation in Egypt in 1978. The Council conducts several surveys on gender issues such as women's empowerment and girls' education, child marriage. The Council is also engaged in preparing policy brief on combating FGM and implementing an informal education project for out-of-school girls, covering a wide range of activities from the policy recommendation to support activities at the grassroot level. Recently, other studies on young women in technical secondary education, young people's attitudes towards marriage and gender roles, and the situation of young people in informal urban areas of Greater Cairo are also conducted.

(3) Egyptian Center for Women's Rights (ECWR)¹²⁵

ECWR was established in 1996 as an advocacy NGO for women's political and legal empowerment including amendment of detrimental laws against women's rights, exercise of women's legal rights and women's participation in decision-making. The Center is engaged in capacity building and networking of young women as expected candidates for the coming election of local council, lobbying activities for legislation and amendment of laws on women's rights, monitoring media reports on women's issues, and consultation services for women (on phone or direct conversation).

(4) American University in Cairo, Social Research Center (SRC)¹²⁶

SRC is actively engaged in the research activities on gender equality and women's empowerment, aiming to make sound policy recommendations for realizing gender equality in Arabic countries, ensuring women's social citizenship and rights and expanding women's opportunities. Utilizing the great deal of experiences and prominent expertise, SRC has implemented several surveys and pilot activities on women's health, education, income generation, entrepreneurship, access to finance since the 1990s as well as the assessment and substantive survey on gender issues in collaboration with governmental agencies and donor organizations. It is also reported that a currently ongoing initiative to establish a gender unit in Ministry of Manpower is also supported by the University¹²⁷.

¹²³ AWTAD website (<https://www.awtad-egypt.org/>, lastly accessed on 11 Feb. 2018)

¹²⁴ Population Council website (<http://www.popcouncil.org/research/egypt>, lastly accessed on 11 Feb. 2018)

¹²⁵ ECWR website (<http://ecwronline.org/>, lastly accessed on 11 Feb. 2018)

¹²⁶ SRC website (http://schools.aucegypt.edu/research/src/Pages/Gender_and_Women.aspx, lastly accessed on 11 Feb. 2018)

¹²⁷ According to the officials of the Ministry of Manpower (MoM)

6. Relevant Information

6.1 List of the Organizations and Personnel concerned

【Ministry and the Other Governmental Institutions】

- National Council for Women (NCW)
 - 17 Standing Committees
 - 27 branches (at governorate level)
- National Council for Childhood and Motherhood
- National Population Council
- Equal Opportunity Unit in 29 ministries and 3 State administrative apparatuses
- Ministry of Social Solidarity (MoSS), General Department of Women’s Affairs
- Micro, Small and Medium Enterprises Development Authority (MSMEDA), Gender unit
- Ministry of Agriculture and Land Reclamation (MoALR), Policy Coordination Unit for Women in Agriculture (PCUWA)
- Ministry of Manpower (MoM), Gender unit (to be established)

【Donor Agencies, NGOs and University】

- UN Women
- UNDP
- UNFPA
- FAO
- USAID
- Association for Women’s Total Advancement & Development (AWTAD)
- Population Council
- Egyptian Center for Women’s Rights (ECWR)
- American University in Cairo, Social Research Center (SRC)

6.2 List of Relevant Documents

Strategies on Gender Mainstreaming and Gender Issues
<ul style="list-style-type: none"> • NCW, 2017, <i>The National Strategy for the Empowerment of Egyptian Women 2030</i>, http://ncw.gov.eg/wp-content/uploads/2018/02/final-version-national-strategy-for-the-empowerment-of-egyptian-women-2030.pdf • NCW, 2015, <i>The National Strategy for Combating Violence against Women 2015-2020</i>, • The Government of Egypt, -, <i>The National FGM Abandonment Strategy 2016-2020</i> http://www.gbvprojectegypt.com/assets/documents/resources/fgm-national-strategy.pdf • MSMEDA, 2016, <i>Gender Strategy (for Social Fund for Development)</i>
CEDAW Reports
<ul style="list-style-type: none"> • CEDAW 2013, <i>Information provided by Egypt on the follow-up to the concluding observations of the Committee</i> • CEDAW, 2010, <i>Concluding observations of the CEDAW: Egypt</i> • CEDAW, 2008, <i>Combined sixth and seventh periodic reports of States parties: Egypt</i>
Survey Reports on Gender Issues
<ul style="list-style-type: none"> • UN Women, etc., 2017, <i>Understanding Masculinities: Results from the International Men and Gender Equality Survey (IMAGES) – Middle East and North Africa ~Egypt, Lebanon, Morocco and Palistine</i> http://www.unwomen.org/-/media/headquarters/attachments/sections/library/publications/2017/images-mena-multi-country-report-en.pdf?la=en&vs=3602

<ul style="list-style-type: none"> • CAPMAS, 2017, <i>Statistical Yearbook – Women</i> (Arabic only) • Population Council, 2016, <i>‘Her Future is Marriage’: Young People’s Attitudes towards Gender Roles and the Gender Gap in Egypt</i> • Population Council, 2016, <i>Ending the Medicalization of Female Genital Mutilation Cutting in Egypt</i> • ECWR, 2016, <i>The Egyptian Women’s Status Report: The Egyptian Women... Important Steps & Big Challenges</i> • ERDB, 2015, <i>Egyptian Railways Gender Assessment: Achieving a high quality and safe rail transport for both women and men</i> (Arabic only) • NCW, 2014, <i>National Report on Beijing +20</i>, https://sustainabledevelopment.un.org/content/documents/13058Egypt_review_en_Beijing20.pdf • GIZ, 2014, <i>Country Gender Analysis: Egypt</i> http://econowin.org/wp-content/uploads/2016/04/Egypt_Gender_Analysis_GIZ.pdf • World Bank, 2010, <i>Narrowing the Gap: Improving Labor Market Opportunities for Women in Egypt (Gender Assessment 2010)</i>, http://ncw.gov.eg/wp-content/uploads/2018/02/final-version-national-strategy-for-the-empowerment-of-egyptian-women-2030.pdf http://documents.worldbank.org/curated/en/708201468246922588/pdf/546980ESW0p1120derReport020100Final.pdf • USAID, 2010, <i>Gender Assessment and Analysis</i>, http://pdf.usaid.gov/pdf_docs/Pdacq829.pdf • JICA, 2005, <i>Study on Gender and Socio-Cultural Diversity: Case Study in Egypt</i> http://open_jicareport.jica.go.jp/pdf/11789286.pdf
<p>Survey Report on Violence and Sexual Harassment against Women</p> <ul style="list-style-type: none"> • UNFPA, etc., 2015, <i>The Egypt Economic Cost of Gender-Based Violence Survey (ECGBVS) 2015</i> http://egypt.unfpa.org/sites/default/files/pub-pdf/Costs%20of%20the%20impact%20of%20Gender%20Based%20Violence%20%28GBV%29%20WEB.pdf • SAFERWORLD, 2015, <i>Violence against Women in Egypt: Prospects for Improving Police Response</i> https://www.saferworld.org.uk/downloads/pubdocs/violence-against-women-in-egypt.pdf • UN Women, 2013, <i>Study on Ways and Methods to Eliminate Sexual Harassment in Egypt</i> http://www.dgvn.de/fileadmin/user_upload/DOKUMENTE/English_Documents/Sexual-Harassment-Study-Egypt-Final-EN.pdf • USAID, etc. 2009, <i>Literature Review of Violence against Women</i> http://pdf.usaid.gov/pdf_docs/Pnadq891.pdf • ECWR, etc. 2008, <i>“Clouds in Egypt’s Sky”: Sexual Harassment from Verbal Harassment to Rape</i> http://www.endvawnow.org/uploads/browser/files/ecrw_sexual_harassment_study_english.pdf.pdf
<p>Report on Women’s Economic Empowerment</p> <ul style="list-style-type: none"> • Population Council, 2017, <i>Young Women in Technical Secondary Education in Egypt: Choices, Aspirations, Challenges and Opportunities</i> • ILO, 2016, <i>Women’s Entrepreneurship Development Assessment: Egypt</i> http://www.ilo.org/wcmsp5/groups/public/---ed_emp/---emp_ent/---ifp_seed/documents/publication/wcms_551168.pdf • IFC, 2016, <i>Banking on Women in Egypt: “Innovation in the Banking Industry” Workshop Report</i> http://www.ifc.org/wps/wcm/connect/7931b811-04b3-45b5-9dc5-c36a5eb5faf5/Web+version_Banking+on+Women+in+Egypt+FINAL.pdf?MOD=AJPERES • ILO, 2014, <i>Labour Market Transitions of Young Women and Men in Egypt</i> http://www.ilo.org/wcmsp5/groups/public/@dgreports/@dcomm/documents/publication/wcms_247596.pdf • Amina Semlali, etc., 2013, <i>Public Employment Programs in Egypt</i>, (in World Bank, 2013, <i>Building Effective Employment Programs for Unemployed Youth in the Middle East and North Africa</i>) http://documents.worldbank.org/curated/en/307651468052141234/pdf/792620PUB0EPI10Box0377371B00Public0.pdf • World Bank, 2010, <i>Egyptian Women Workers and Entrepreneurs: Maximizing Opportunities in the Economic Sphere</i> http://documents.worldbank.org/curated/en/404701468233093448/pdf/530960PUB0Egyp101Official0Use0Only1.pdf
<p>Others¹²⁸</p> <ul style="list-style-type: none"> • Shereen Abouelnaga, 2016, <i>Women in Revolutionary Egypt: Gender and the New Geographics of Identity</i>, AUC Press

¹²⁸ For the books written in Japanese, refer to the report in Japanese.

7. Reference Materials

CAPMAS, 2017, *Census: Population*

http://www.capmas.gov.eg/Pages/Publications.aspx?page_id=5109&Year=19635

CAPMAS, 2017, *Statistical Yearbook – Education*

http://www.capmas.gov.eg/Pages/Publications.aspx?page_id=5104&Year=16573

CAPMAS, 2017, *Statistical Yearbook – General Indicators*

http://www.capmas.gov.eg/Pages/Publications.aspx?page_id=5104&Year=16573

CAPMAS, 2017, *Statistical Yearbook – Health*

http://www.capmas.gov.eg/Pages/Publications.aspx?page_id=5104&Year=23192

CAPMAS, 2017, *Statistical Yearbook – National Accounts*

http://www.capmas.gov.eg/Pages/Publications.aspx?page_id=5104&Year=23174

CAPMAS, 2017, *Statistical Yearbook – Labour*

http://www.capmas.gov.eg/Pages/Publications.aspx?page_id=5104&Year=23174

CAPMAS, 2017, *Statistical Yearbook – Population*

CEDAW, 2013, *Information provided by Egypt on the follow-up to the concluding observations of the Committee*

http://tbinternet.ohchr.org/_layouts/TreatyBodyExternal/Countries.aspx

CEDAW, 2010, *Concluding observation of the CEDAW: Egypt*

http://tbinternet.ohchr.org/_layouts/TreatyBodyExternal/Countries.aspx

ECWR, 2016, *The Egyptian Women's Status Report: The Egyptian Women... Important Steps & Big Challenges*

ERDB, 2015, *Egyptian Railways Gender Assessment: Achieving a high quality and safe rail transport for both women and men*

ILO, 2017, *Women's Entrepreneurship Development Assessment: Egypt*

http://www.ilo.org/wcmsp5/groups/public/---ed_emp/---emp_ent/---ifp_seed/documents/publication/wcms_551168.pdf

ILO, 2014, *Labour Market Transitions of Young Women and Men in Egypt*

http://www.ilo.org/wcmsp5/groups/public/@dgreports/@dcomm/documents/publication/wcms_247596.pdf

Inter-Parliamentary Union, 2016, *Women in Parliament in 2015*

<http://archive.ipu.org/pdf/publications/WIP2015-e.pdf>

JICA, 2017, *Report on the Survey of Information Collection in Health Sector in the Arab Republic of Egypt*

JICA, 2016, *Report on the Survey of Information Collection in Basic Education Sector in the Arab Republic of Egypt*

JICA, -, *For Egypt's Growth and Stabilization: JICA's Cooperation for Egypt (Pamphlet)*

Ministry of Agriculture and Land Reclamation, 2009, *Sustainable Agricultural Development Strategy towards 2030*

Ministry of Education and Technical Education, 2014, *Strategic Plan for Pre-University Education 2014-2030*

<http://www.unesco.org/education/edurights/media/docs/c33b72f4c03c58424c5ff258cc6aeae0eb58de4.pdf>

Ministry of Finance, 2017, *Financial Monthly, Nov. 2017, Section 4 Fiscal Sector*

<http://www.mof.gov.eg/MOFGallerySource/English/Reports/monthly/2017/November2017/section%204.pdf>

Ministry of Planning, -, *Sustainable Development Strategy: Egypt's Vision 2030*

<http://sdsegypt2030.com/?lang=en>

Multi-Partner Trust Fund Office, 2016, *Annual Programme Narrative Progress Report: Social, Economic and Legal Empowerment of Egyptian Women Joint Programme in Egypt*

http://mptf.undp.org/factsheet/fund/JEG00?fund_status_month_to=2&fund_status_year_to=2017

NCW, 2017, *The National Strategy for the Empowerment of Egyptian Women 2030*

<http://ncw.gov.eg/wp-content/uploads/2018/02/final-version-national-strategy-for-the-empowerment-of-egyptian-women-2030.pdf>

NCW, 2015, *The National Strategy for Combating Violence against Women 2015-2020*

Population Council, 2017, *Young Women in Technical Secondary Education in Egypt*

Population Council, 2016, *Ending the Medicalization of Female Genital Mutilation/Cutting in Egypt*

Sustainable Development Solutions Network, 2017, *SDG Index and Dashboards Report: Global Responsibilities*

<http://www.sdgindex.org/assets/files/2017/2017-SDG-Index-and-Dashboards-Report--full.pdf>

The Government of Egypt, -, *The National FGM Abandonment Strategy 2016-2020*

UN, 2013, *United Nations Development Assistance Framework for Egypt (2013-2017): Achieving MDGs with Inclusive Growth, Freedom, Social Justice and Dignity*

<http://www.undp.org/content/dam/egypt/docs/LegalFramework/UNDAF%202013-2017.pdf>

UNDP, 2016, *Human Development Report 2016: Briefing note for Countries on the 2016, Egypt*

http://hdr.undp.org/sites/all/themes/hdr_theme/country-notes/EGY.pdf

UNDP, 2015, *Egypt's Progress towards Millennium Development Goals*

http://www.eg.undp.org/content/egypt/en/home/library/mdg/egypt_s-progress-towards-millennium-development-goals-2015.html

UNFPA, etc., 2015, *The Egypt Economic Cost of Gender-Based Violence Survey (ECGBVS) 2015*

<http://egypt.unfpa.org/sites/default/files/pub-pdf/Costs%20of%20the%20impact%20of%20Gender%20Based%20Violence%20%28GBV%29%20WEB.pdf>

UNICEF, 2016, *Children in Egypt 2016: A Statistical Digest*

[https://www.unicef.org/egypt/eg_Children_In_Egypt_2016\(3\).pdf](https://www.unicef.org/egypt/eg_Children_In_Egypt_2016(3).pdf)

UN Women, 2016, *Empowering Women, Empowering Egypt: Achievement Report*

UN Women, etc., 2013, *Study on Ways and Methods to Eliminate Sexual Harassment in Egypt*

http://www.dgvn.de/fileadmin/user_upload/DOKUMENTE/English_Documents/Sexual-Harassment-Study-Egypt-Final-EN.pdf

U.S. Department of State, 2017, *Trafficking in Persons Report 2017*

<https://www.state.gov/j/tip/rls/tiprpt/2017/>

WHO, 2017, *World Health Statistics 2017*

<http://apps.who.int/iris/bitstream/10665/255336/1/9789241565486-eng.pdf?ua=1>

WHO, 2015, *World Health Statistics 2015*

http://apps.who.int/iris/bitstream/10665/170250/1/9789240694439_eng.pdf?ua=1&ua=1

WHO, 2012, *World Health Statistics 2012*

http://apps.who.int/iris/bitstream/10665/44844/1/9789241564441_eng.pdf?ua=1&ua=1

WHO, 2007, *World Health Statistics 2007*

http://www.who.int/gho/publications/world_health_statistics/whostat2007.pdf?ua=1

World Bank, 2013, *Building Effective Employment Programs for Unemployed Youth in the Middle East and North Africa*

<http://documents.worldbank.org/curated/en/307651468052141234/pdf/792620PUB0EPI10Box0377371B00Public0.pdf>

World Bank, 2010, *Egyptian Women Workers and Entrepreneurs: Maximizing Opportunities in the Economic Sphere*

<http://documents.worldbank.org/curated/en/404701468233093448/pdf/530960PUB0Egyp101OfficialUse0Only1.pdf>

World Economic Forum, 2017, *The Global Gender Gap Report 2017*

http://www3.weforum.org/docs/WEF_GGGR_2017.pdf

Hajime Kamiyama, 2015, *Macroeconomic trend and policy issues in Egypt* (in *Middle East Center News*, Nov. 2015)