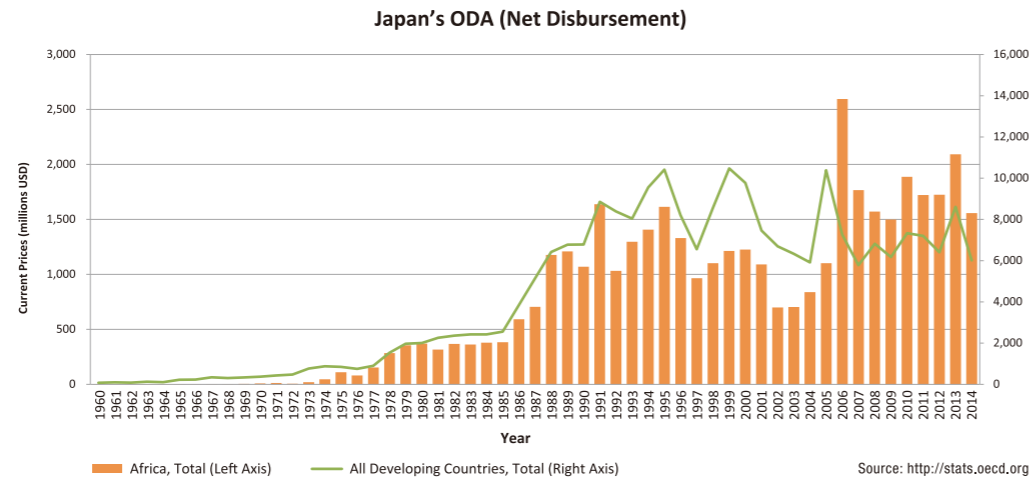


Data on Japan-Africa Cooperation

1. Trend of Japan's Official Development Assistance (ODA)

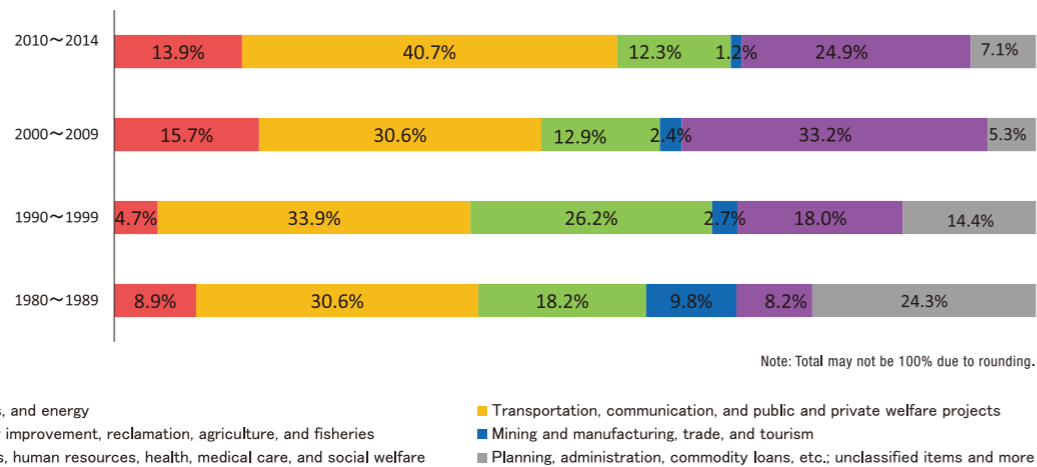
Since the 1950s, Japan has been providing financial and technical assistance to developing countries through ODA. The figure shows the relative increase of ODA to Africa compared to other regions.



2. JICA's Cooperation to Africa by Sector

JICA supports various sectors in Africa. Reflecting the needs of African countries, cooperation in the infrastructure sector has been on the rise since 2010.

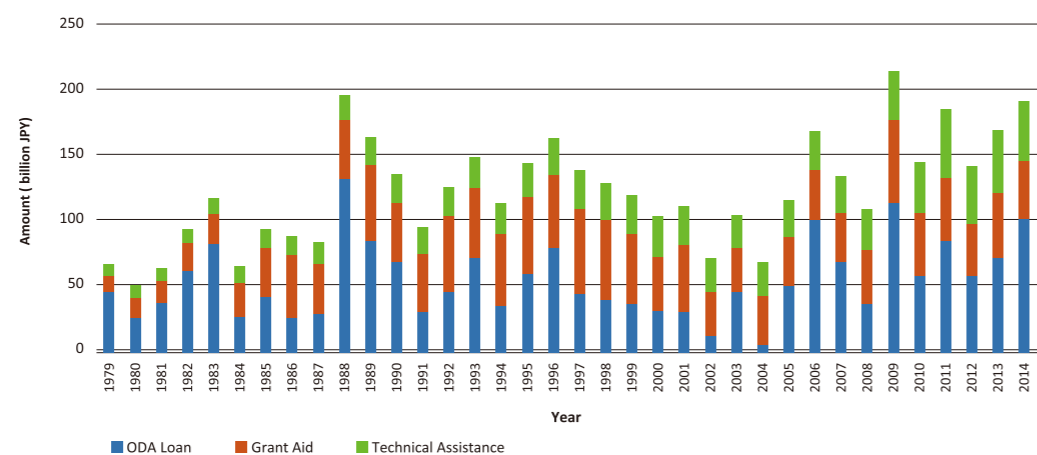
*This graph reflects the commitment amounts of Japanese yen loan aid and grant aid and the disbursements of technical assistance in each period.



3. JICA's Cooperation to Africa

JICA's cooperation is broadly divided to "Technical Cooperation," "ODA Loan," and "Grant Aid." The recent increase of ODA Loans in 2014 is a reflection of huge demand for infrastructure in Africa.

*This graph reflects the commitment amounts of Japanese yen loan aid and grant aid and the disbursements of technical assistance in each period.



4-1. JICA Volunteers in Africa

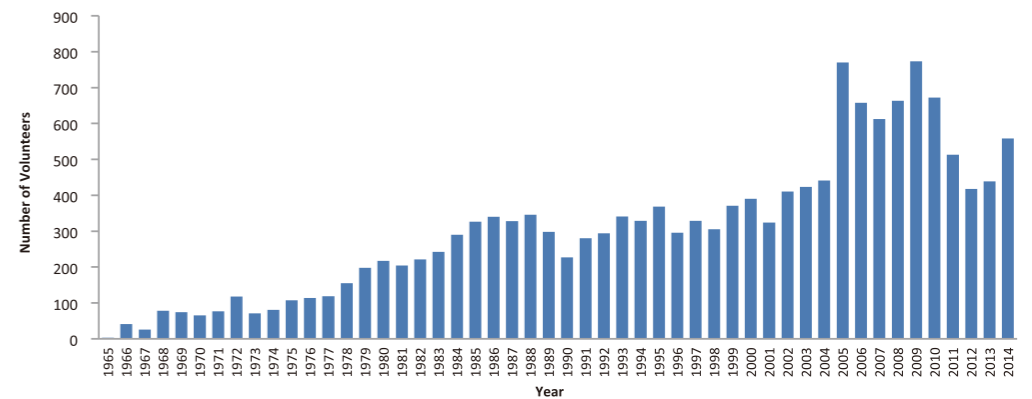
JICA has been dispatching Volunteers for 50 years (since 1965), and more than 15,700 young and senior volunteers have worked in Africa ever since. Working closely with local communities, JICA Volunteers are widely recognized as "grassroots ambassadors" who contribute not only to the development but also build close ties between Japan and African host countries.



JICA Volunteers in Africa by Country (as of March 31, 2016)

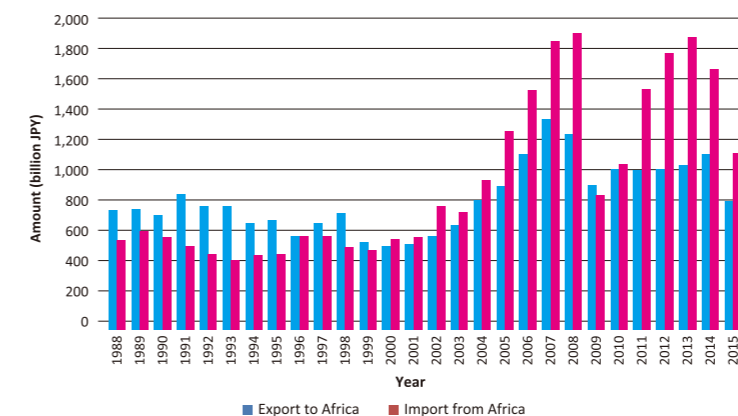
Country	JOCVs stationed	SVs stationed	Total	
Benin	35	0	241	
Botswana	14	5	317	
Burkina Faso	6	0	375	
Burundi	0	0	12	
Cameroon	27	1	110	
Cote d'Ivoire	0	0	173	
Djibouti	12	0	129	
Egypt	9	1	267	
Ethiopia	41	2	674	
Gabon	24	1	133	
Ghana	66	5	1307	
Kenya	45	5	1619	
Lesotho	0	0	3	
Liberia	0	0	167	
Madagascar	20	0	145	
Malawi	83	4	1749	
Mali	0	0	11	
Morocco	25	21	1115	
Mozambique	38	1	247	
Namibia	16	0	114	
Niger	0	0	684	
Rwanda	43	0	236	
Senegal	76	2	1060	
South Africa	10	7	108	
Sudan	14	0	54	
Swaziland	0	1	3	
Tanzania	54	0	1539	
Tunisia	0	0	509	
Uganda	59	2	646	
Zambia	74	14	1461	
Zimbabwe	16	0	521	
Grand total	Number of volunteers	807	72	15,729
	Number of countries	23	15	31

4-2. JICA Volunteers in Africa



*Created based upon data from Trade Statistics of Japan, Ministry of Finance "General Trade Statistics, Values by Country" <http://www.customs.go.jp/toukei/srch/indexe.htm?M=23&P=0>

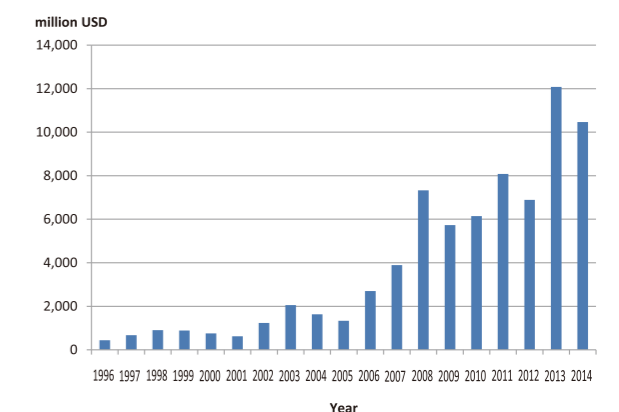
5. Japan-Africa Trade



*Created based upon data from Trade Statistics of Japan, Ministry of Finance "General Trade Statistics, Values by Country" <http://www.customs.go.jp/toukei/srch/indexe.htm?M=23&P=0>

6. Outward Foreign Direct Investment Stocks (From Japan to Africa)

Japanese private investment in Africa has been growing recently.



*Created based upon data from JETRO "Japanese Trade and Investment Statistics" <https://www.jetro.go.jp/en/reports/statistics/>