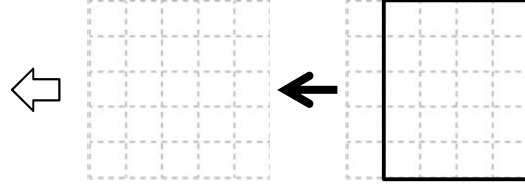
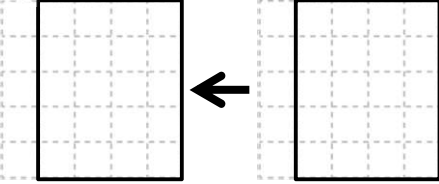




جيدا!



مثال دعونا نرسم الشكل داخل المربعات.



السؤال دعونا نرسم الشكل داخل المربعات.

٢)
(

(١)

السؤال دعونا نرسم الشكل داخل المربعات.

(٤)

A 4x2 grid of squares. Each row contains a solid square on the right and a dashed square on the left. An arrow points from the solid square to the dashed square. The squares decrease in size from top to bottom: 4x4, 3x3, 2x2, and 1x1.

(٣)

A 4x2 grid of squares. Each row contains a solid square on the right and a dashed square on the left. An arrow points from the solid square to the dashed square. The squares decrease in size from top to bottom: 4x4, 3x3, 2x2, and 1x1.

(٥)

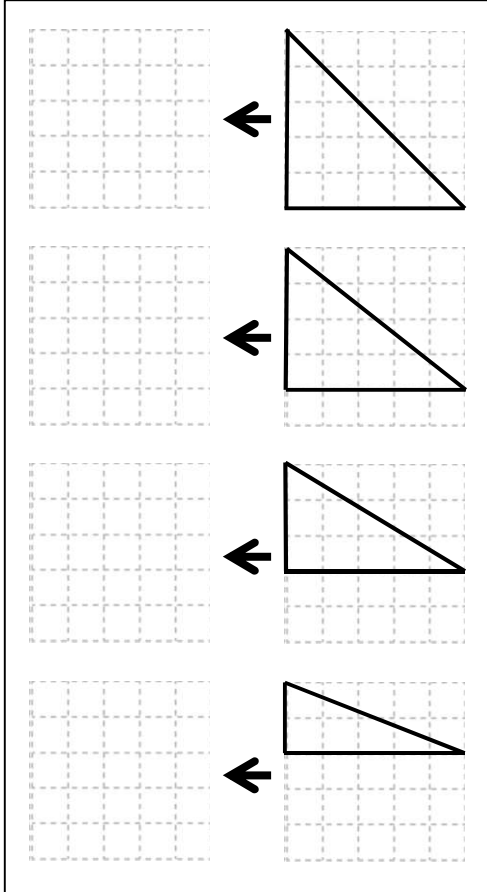
A 2x2 grid of squares. Each row contains a solid L-shaped figure on the right and a dashed L-shaped figure on the left. An arrow points from the solid figure to the dashed figure. The L-shapes are 2x2 and 1x2.

(٥)

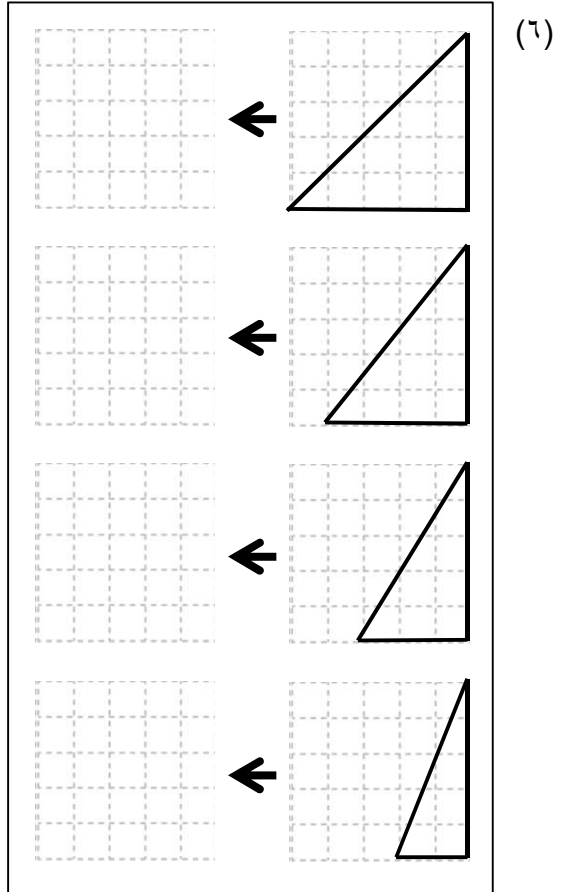
A 2x2 grid of squares. Each row contains a solid L-shaped figure on the right and a dashed L-shaped figure on the left. An arrow points from the solid figure to the dashed figure. The L-shapes are 2x2 and 1x2.

السؤال دعونا نرسم الشكل داخل المربعات.

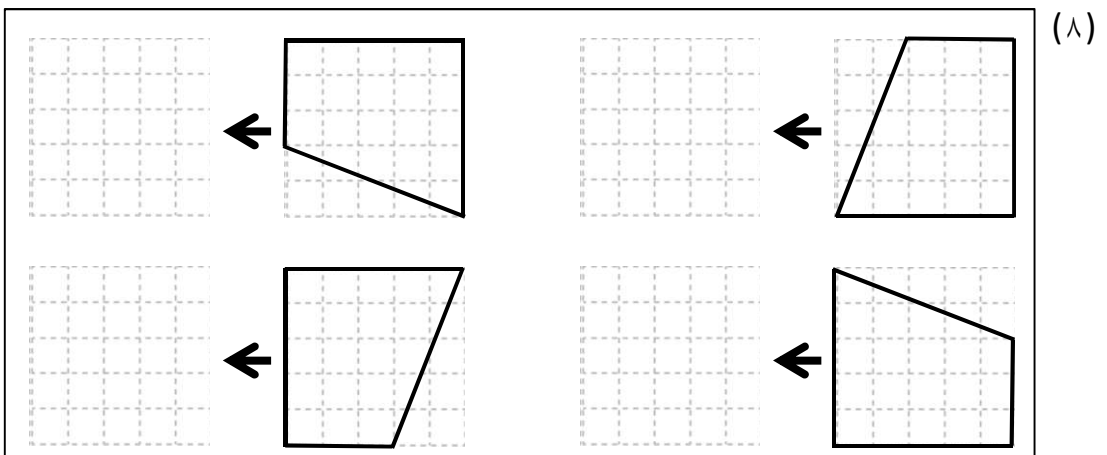
(٧)



(٦)

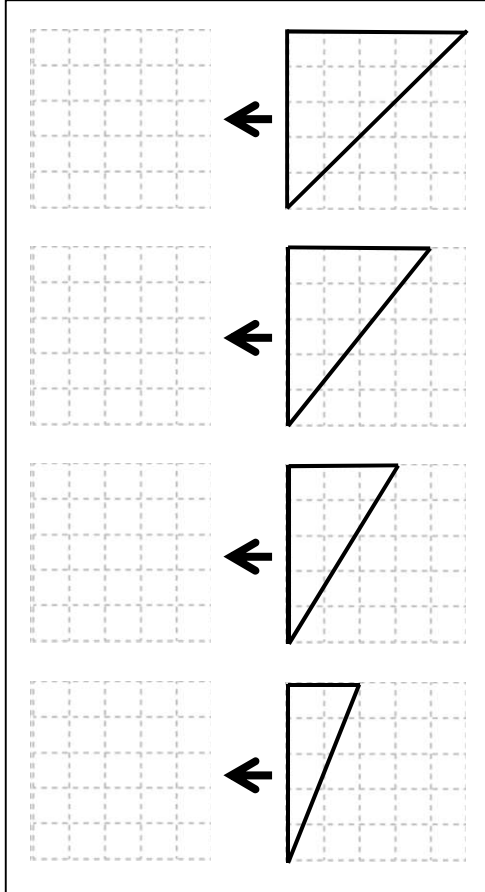


(٨)

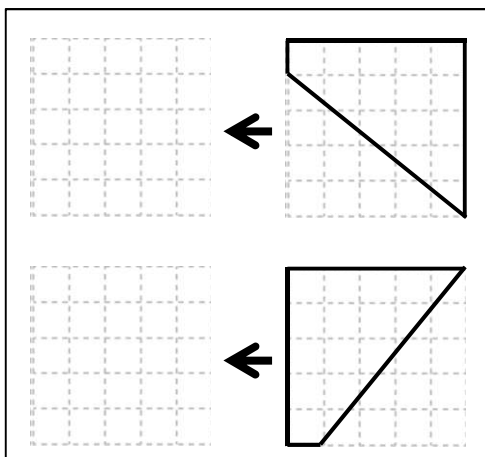
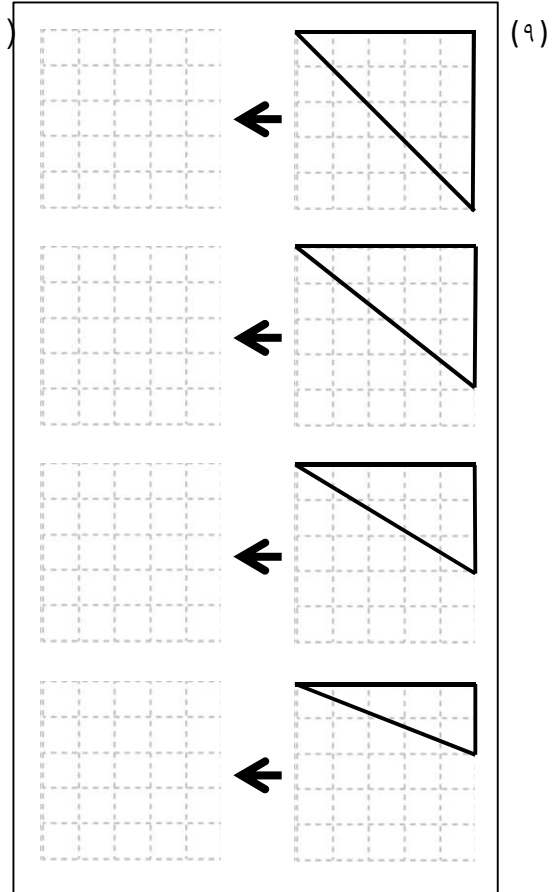


السؤال دعونا نرسم الشكل داخل المربعات.

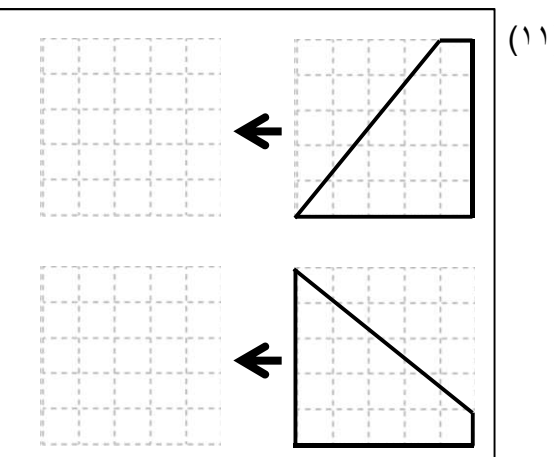
(١٠)



(٩)



(١١)



السؤال

دعونا نرسم الشكل داخل المربعات.

(١٣)

(١٢)

(١٤)

(١٤)

السؤال دعونا نرسم الشكل داخل المربعات.

(١٦)

A 4x4 grid of dashed squares. To the right of the grid is a solid L-shaped figure. An arrow points from the figure to the grid. The L-shape is 3 units high and 2 units wide, with a 1x1 square missing from the bottom-right corner.

(١٥)

A 4x4 grid of dashed squares. To the right of the grid is a solid L-shaped figure. An arrow points from the figure to the grid. The L-shape is 3 units high and 2 units wide, with a 1x1 square missing from the bottom-right corner.

A 4x4 grid of dashed squares. To the right of the grid is a solid triangle. An arrow points from the figure to the grid. The triangle has a vertical base of 2 units and a horizontal top of 1 unit.

(١٧)

A 4x4 grid of dashed squares. To the right of the grid is a solid triangle. An arrow points from the figure to the grid. The triangle has a vertical base of 2 units and a horizontal top of 1 unit.

السؤال دعونا نرسم الشكل داخل المربعات.

(١٩)

(١٨)

(٢٠)

السؤال دعونا نرسم الشكل داخل المربعات.

(٢٢)

(٢١)

(٢٣)

السؤال دعونا نرسم الشكل داخل المربعات.

(٢٥)

(٢٤)

(٢٦)

السؤال دعونا نرسم الشكل داخل المربعات.

(٢٨)

(٢٧)

(٢٩)

السؤال

دعونا نرسم الشكل داخل المربعات.

(٣١)

(٣٠)

(٣٢)

السؤال دعونا نرسم الشكل داخل المربعات

(٣٤)

(٣٣)

(٣٥)

السؤال دعونا نرسم الشكل داخل المربعات.

(37)

A vertical column of four squares on a grid. Each square has a trapezoid drawn inside it. To the left of each trapezoid is a black arrow pointing to the left, indicating the direction of the next drawing step.

(36)

A vertical column of four squares on a grid. Each square has a trapezoid drawn inside it. To the left of each trapezoid is a black arrow pointing to the left, indicating the direction of the next drawing step.

A vertical column of two squares on a grid. Each square has a trapezoid drawn inside it. To the left of each trapezoid is a black arrow pointing to the left, indicating the direction of the next drawing step.

(38)

A vertical column of two squares on a grid. Each square has a trapezoid drawn inside it. To the left of each trapezoid is a black arrow pointing to the left, indicating the direction of the next drawing step.

السؤال دعونا نرسم الشكل داخل المربعات.

(٤٠)

(٣٩)

التأكيد دعونا نرسم الشكل داخل المربعات.

