

Paquet Minimum Axé sur la Qualité

Outils pour exercices de remédiation

Livret Mathématique N° 2 Thèmes 6 - 10

NOM/PRENOM :



1^{ère} édition
Novembre 2013

**ECOLE
POUR TOUS**



Avant-propos :

La principale préoccupation du moment, pour tous les acteurs de l'éducation, est l'amélioration de la qualité des apprentissages des élèves. Le Projet École Pour Tous; Projet d'Appui au Développement de l'Éducation à travers la Participation Communautaire de l'Agence Japonaise de Coopération Internationale (EPT/JICA), qui accompagne les communautés, dans la réalisation de l'objectif d'une éducation de qualité pour tous, depuis plus d'une décennie, ne s'exclut pas de cette préoccupation. Dans cette optique, il oriente de plus en plus ses activités vers l'amélioration des performances des élèves. Dans ce cadre il a conçu et expérimenté un Paquet Minimum Axé sur la Qualité (PMAQ) basé sur l'utilisation de livret d'exercices de remédiation pertinents.

Ce livret d'exercices, a été conçu en collaboration avec le Ministère de l'Enseignement Primaire, de l'Alphabétisation, de la Promotion des Langues Nationales et de l'Education Civique, pour appuyer les Comités de Gestion Décentralisée des Établissements Scolaires (CGDES) qui désirent organiser des activités d'accompagnement à la scolarité des élèves en vue d'améliorer leurs performances fondamentales de base en calcul.

Loin de se substituer aux manuels et les livres d'exercices du programme officiel, il ambitionne de renforcer les apprentissages, en stimulant une meilleure utilisation du temps supplémentaire consacré par les CGDES aux activités parascolaires d'une part et en accélérant l'installation des compétences mathématiques de base d'autre part.



Dans sa progression, le livret adopte une démarche inductive allant du connu à l'inconnu, des anciennes connaissances aux nouvelles acquisitions. Aussi une infographie riche, variée et adaptée au vécu des enfants, illustre les concepts. Ceci, dans le souci de doter les communautés et les enseignants d'outils efficaces tenant compte du caractère souvent analphabète de l'environnement.

Ce livret est la propriété exclusive de la JICA. Par conséquent toute utilisation doit faire l'objet d'une autorisation du propriétaire sauf pour le Ministère en charge de l'éducation du Niger.

Le chef du Projet EPT/JICA



HARA Masahiro



Sommaire

Notion des nombres 11 – 20

T6 Combien ?

Addition/Soustraction I


T7 Addition

T8 Soustraction

Addition/Soustraction II

T9 Addition avec retenue

T10 Soustraction avec retenue




Combien d'oignons y a-t-il ?



C'est Neuf !



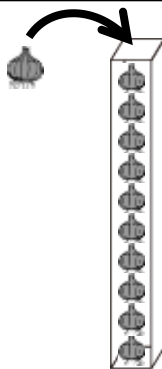
Combien d'oignons y a-t-il ?



C'est Dix !!!!



Quand on ajoute un oignon dans la boîte, combien au total ?



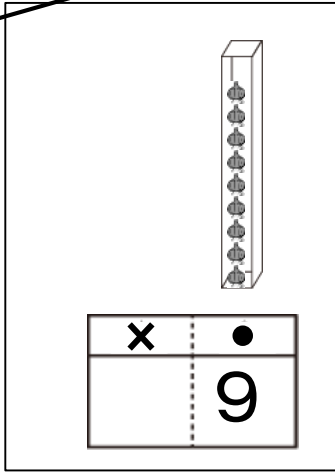
La boîte est pleine. Ça ne rentre plus!!

Je ne connais pas des nombres plus grand que dix !



Nous allons découvrir comment on représente les nombres plus grands que 10!

D'abord on commence par représenter le nombre d'oignons dans cette figure?



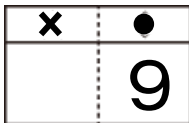
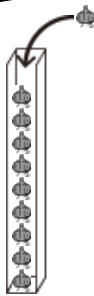
Quand il y a neuf oignons, on écrit « 9 » dans le cadre

•

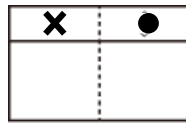
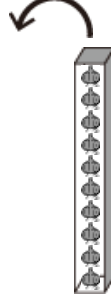
, n'est ce pas?



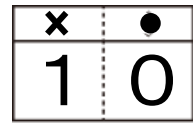
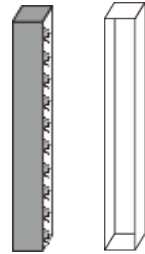
Quand on ajoute un oignon dans cette boîte, que se passe-t-il ?



Mets un (1) oignon sur les 9



La boîte à droite se remplit. Alors déplace cette boîte pleine sur la gauche.



Il y a une boîte de 10 oignons sur la gauche.

Donc, écris

« 1 » dans le cadre de

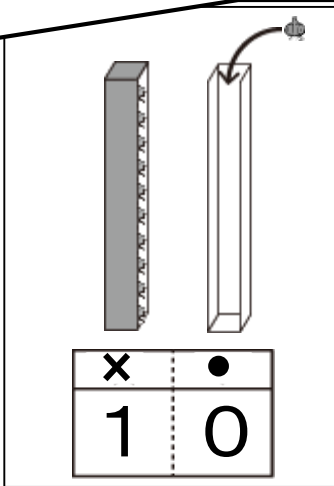
x


, et « 0 » dans le cadre de


•



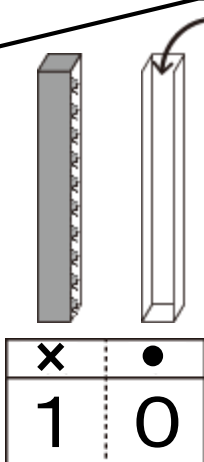
Maintenant, ajoutons un autre oignon dans le paquet de 10. Que se passe-t-il ?



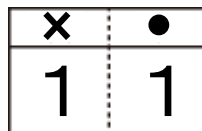
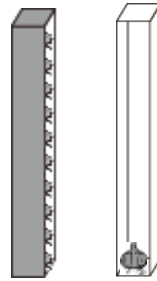
Alors, on met un (1) oignon à la place de  ayant « 0 ». Ça devient plus grand que 10.





Le nombre obtenu est plus grand que 10 de 1, on écrit « 11 ».



Mets un autre oignon aux 10 dans la boîte de droite.




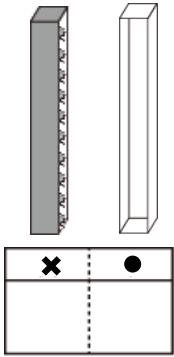
Comme un(1) oignon a été mis dans la boîte sur la droite, on écrit:

« 1 » à la place de , et
« 1 » à la place de .

Le nombre grand que 10 de 1 est 11, n'est ce pas!

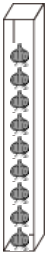


Exemple combien d'oignons y a-t-il?



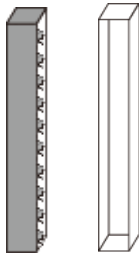
Exercices combien d'oignons y a-t-il?

①



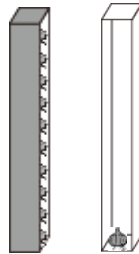
x	•

②



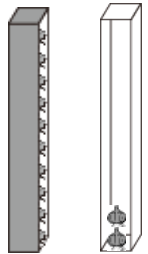
x	•

③



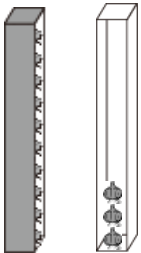
x	•

④



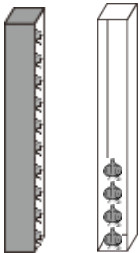
x	•

⑤



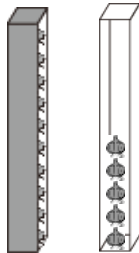
x	•

⑥



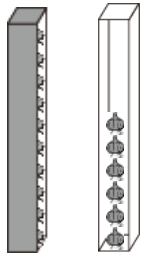
x	•

⑦



x	•

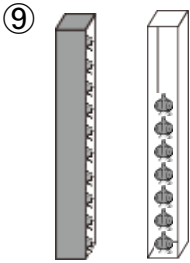
⑧



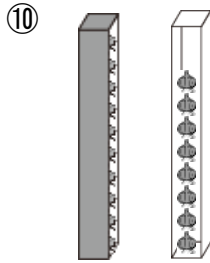
x	•

1ère Correction 2ème Correction

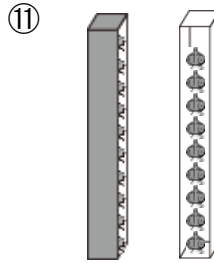
Exercices Combien d'oignons y a-t-il?



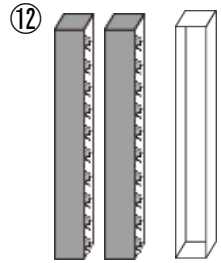
×	●



×	●

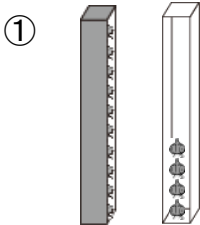


×	●

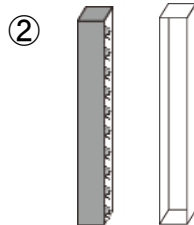


×	●

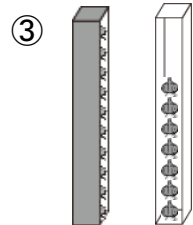
Application Combien d'oignons y a-t-il?



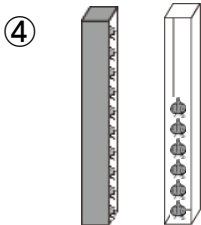
×	●



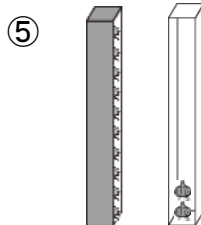
×	●



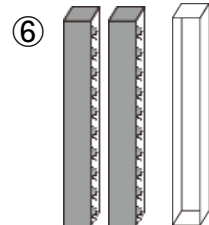
×	●



×	●



×	●

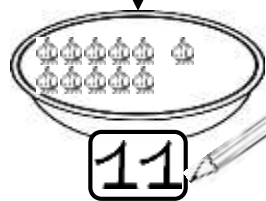
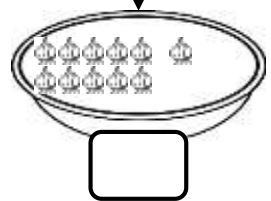
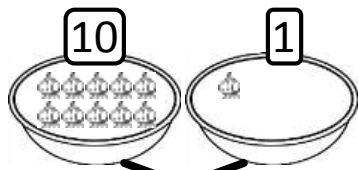
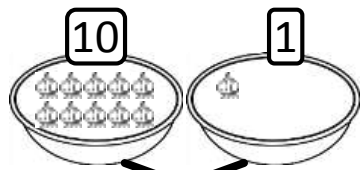


×	●

1ère Correction

2ème Correction

Exemple Combien d'oignons y a-t-il?

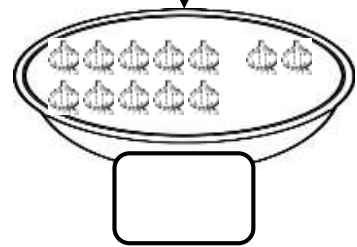
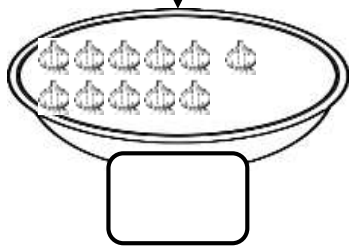

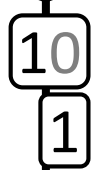
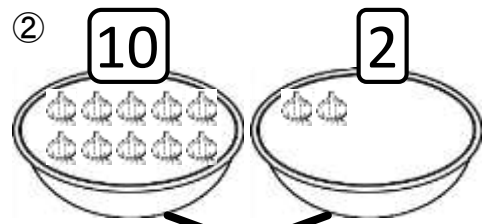
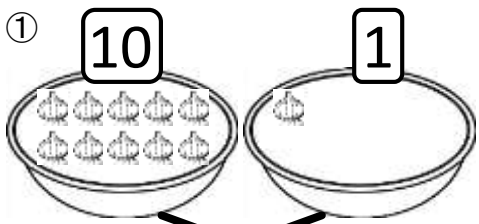


Écris le nombre total d'oignons dans les 2 tasses.



Bien!

Exercices Combien d'oignons y a-t-il?



1ère Correction

2ème Correction

Exercices

Combien d'oignons y a-t-il?

③

10 3

10 3

□

④

10 4

10 4

□

⑤

10 5

10 5

□

⑥

10 6

10 6

□

Exercices

Combien d'oignons y a-t-il?

⑦

10 7

10 7

[]

⑧

10 8

10 8

[]

⑨

10 9

10 9

[]

⑩

10 10

10 10

[]

Application

Combien d'oignons y a-t-il?

①

10 3

10 3

②

10 6

10 6

③

10 5


10 5

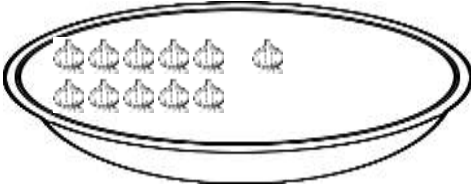
④

10 10

10 10

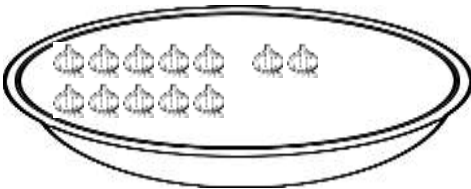
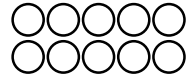
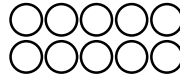
Regarde le chiffre et prononce-le!

Colorie les ○ correspondant au nombre d'oignons  dans une tasse.



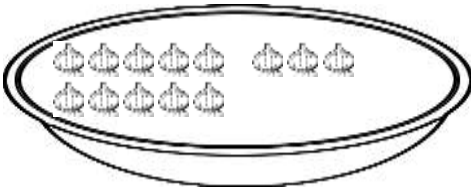
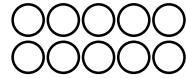
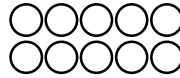
11

onze



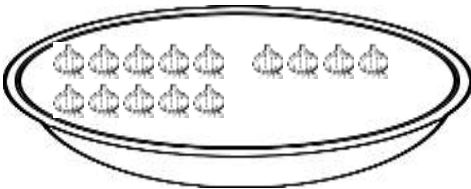
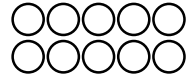
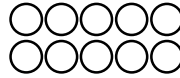
12

douze



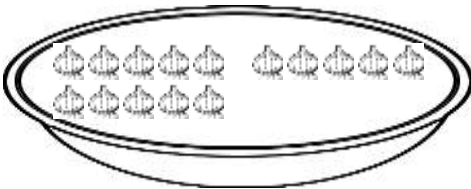
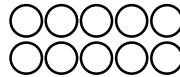
13

treize



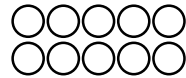
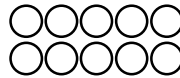
14


quatorze



15


quinze



Lis les « chiffres » et les « lettres » qui indiquent le nombre d'oignons  par ordre, à haute voix.

Exemple Compte le nombre d'objet et écris en chiffres et en lettres.

Appuie l'écriture en gris et
Ecris de la même façon
dans les cases vides.



11	11
----	----

onze	onze	
------	------	--




11	11
----	----

onze	onze	onze
------	------	------

Bien!

Exercices Compte le nombre d'objet et écris en chiffres et en lettres.



11	11		
----	----	--	--

onze	onze		
------	------	--	--




12	12		
----	----	--	--

douze	douze		
-------	-------	--	--



13	13		
----	----	--	--

treize	treize		
--------	--------	--	--



14	14		
----	----	--	--

quatorze	quatorze		
----------	----------	--	--



15	15		
----	----	--	--

quinze	quinze		
--------	--------	--	--

Exercices

Compte le nombre d'objet et écris en chiffres et en lettres.



11	11			
-----------	----	--	--	--

onze

onze

onze

11

11



12	12			
-----------	----	--	--	--

douze

douze

douze

12

12

Exercices

Compte le nombre d'objet et écris en chiffres et en lettres.



13

13

treize

treize

treize

13

13



14

14

quatorze

quatorze

quatorze

14

14







Exercices

Compte le nombre d'objet et écris en chiffres et en lettres.


	15	15			
<i>quinze</i>	<i>quinze</i>	<i>quinze</i>			
15			15		

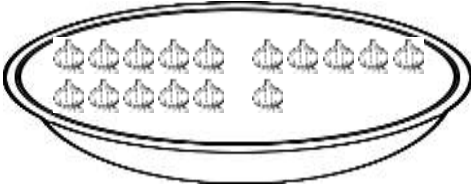
Application

Ecris en chiffres et en lettres le nombre de points ● correspondant.

	11	① 	
<i>onze</i>	11		
② 		③ 	
④ 		⑤ 	

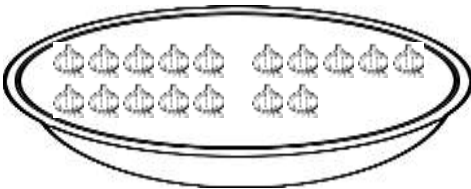
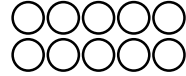
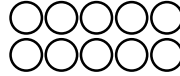
Regarde le chiffre et prononce-le!

Colorie les ○ correspondant au nombre d'oignons  dans une tasse.



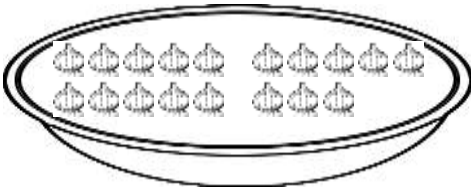
16

seize



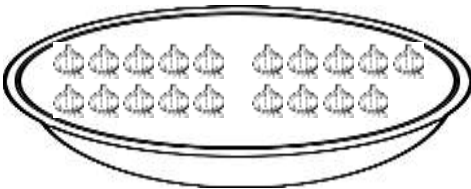
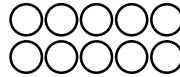
17

dix-sept



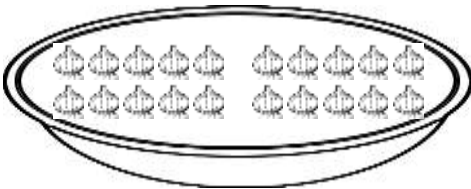
18

dix-huit




19


dix-neuf



20

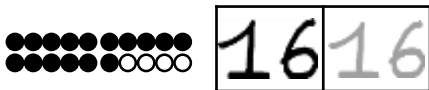
vingt



Lis les « chiffres » et les « lettres » qui indiquent le nombre d'oignons  par ordre, à haute voix.

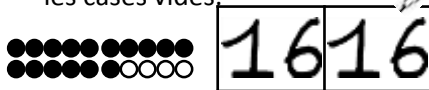
Exemple Compte le nombre d'objet et écris en chiffres et en lettres.

Appuie l'écriture en gris et
Ecris de la même façon dans
les cases vides.



16 16

seize seize



16 16

seize seize seize

Bien!


Exercices Compte le nombre d'objet et écris en chiffres et en lettres.



16 16

seize

seize



17 17

dix-sept


dix-sept



18 18

dix-huit


dix-huit



19 19

dix-neuf

dix-neuf




20 20

vingt

vingt

Exercices

Compte le nombre d'objet et écris en chiffres et en lettres.



16 16


seize

seize

seize

16

16



17 17

dix-sept

dix-sept

dix-sept

17

17

Exercices

Compte le nombre d'objet et écris en chiffres et en lettres.



18 18


dix-huit

dix-huit

dix-huit

18

18



19 19

dix-neuf

dix-neuf


dix-neuf

19

19







Exercices

Compte le nombre d'objet et écris en chiffres et en lettres.

	20	20			
vingt	vingt	vingt			
20		20			

Application

Ecris en chiffres et en lettres le nombre de points ● correspondant.



	16	① 	
seize	16		
② 		③ 	
④ 		⑤ 	

Exemple

Entoure par un dans le .

l'objet correspondant au nombre

11



11 est  

11 est  

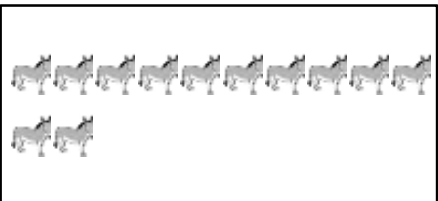


Exercices

Entoure par un dans le .

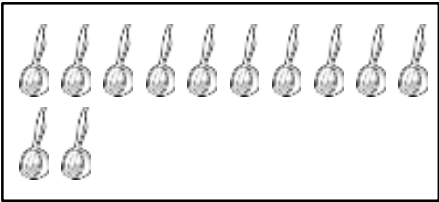
l'objet correspondant au nombre

① **11**





11 est  


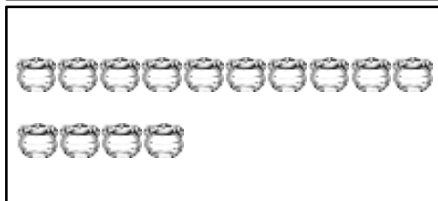


② **12**





12 est  

Exercices


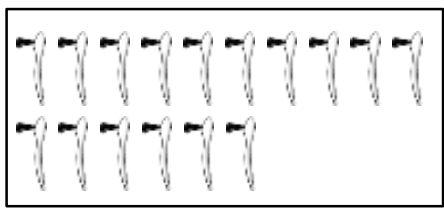
Entoure par un  l'objet correspondant au nombre dans le  .

③ **13****13** est④ **14****14** est⑤ **15****15** est⑥ **16****16** est

Exercices


Entoure par un  l'objet correspondant au nombre dans le .

⑦ 17




17 est  

⑧ 18




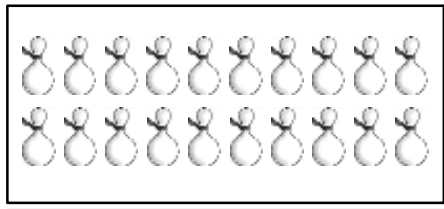
18 est  

⑨ 19



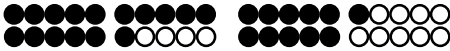
19 est  

⑩ 20



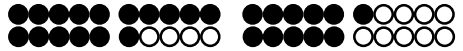
20 est  

Exemple

Entoure le plus grand nombre par .

16

11



16

11

Le plus grand, c'est 16 11

Le plus grand, c'est 16 11

Exercices

Entoure le plus grand par .

11

12

Le plus grand, c'est 11 12



14

12

Le plus grand, c'est 14 12



16

13

Le plus grand, c'est 16 13



15

14

Le plus grand, c'est 15 14



13

12

Le plus grand, c'est 13 12




16

15

Le plus grand, c'est 16 15

Exercices

Entoure le plus grand nombre par .

16

18

Le plus grand, c'est **16** 18

15

17

Le plus grand, c'est **15** 17

18

20

Le plus grand, c'est **18** 20

19

18

Le plus grand, c'est **19** 18

20

19

Le plus grand, c'est **20** 19

16

14

Le plus grand, c'est **16** 14

18

17

Le plus grand, c'est **18** 17

15

13

Le plus grand, c'est **15** 13

13

11


Le plus grand, c'est **13** 11

19

16

Le plus grand, c'est **19** 16

Exercices

Entoure le plus grand nombre par  .

⑰

12

13

Le plus grand, c'est **12 13**

⑱

20

17

Le plus grand, c'est **20 17**

⑲

14

15

Le plus grand, c'est **14 15**

⑳

15

11

Le plus grand, c'est **15 11**

㉑

17

18

Le plus grand, c'est **17 18**

㉒

14

18

Le plus grand, c'est **14 18**

㉓

11

13

Le plus grand, c'est **11 13**

㉔

19

15

Le plus grand, c'est **19 15**

㉕

12

14

Le plus grand, c'est **12 14**

㉖

16

20

Le plus grand, c'est **16 20**

㉗

17

15

Le plus grand, c'est **17 15**


㉘

13

14

Le plus grand, c'est **13 14**

Exercices

Entoure le plus grand par .

29

14

11

Le plus grand, c'est **14** 11

30

18

15

Le plus grand, c'est **18** 15

31

15

12

Le plus grand, c'est **15** 12

32

16

17

Le plus grand, c'est **16** 17

33

19

17

Le plus grand, c'est **19** 17


34

17

14

Le plus grand, c'est **17** 14

Application

Entoure le plus grand nombre par .

①

13

16

Le plus grand, c'est **13** 16

②

15

14

Le plus grand, c'est **15** 14

③

20

18

Le plus grand, c'est **20** 18

④


17

19

Le plus grand, c'est **17** 19

Exemple


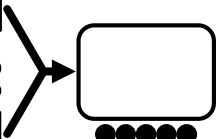
Ecris le nombre qui convient dans le



10



1



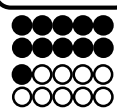
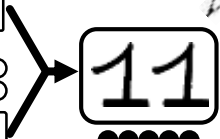
Mets ensemble 10 et 1,
Combien en tout?



10



1



Bien!

Exercices

Ecris le nombre qui convient dans le


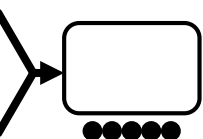
①



10



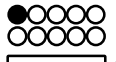
0




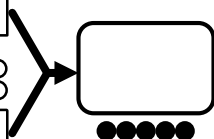
②



10



1




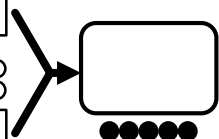
③



10



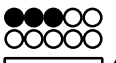
2




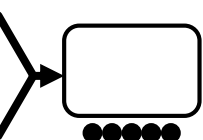
④



10



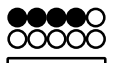
3




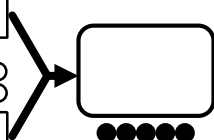
⑤



10



4




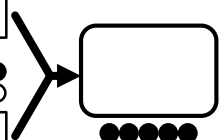
⑥



10



5



1ère Correction

2ème Correction

Exercices

Ecris le nombre qui convient dans le

⑦

10

6

⑧

10

7

⑨

10

8

⑩

10

9

⑪

10

10

⑫

10

0

⑬

10

1

⑭

10

2

⑮

10

3

⑯

10

4

⑰

10

5

Exercices

Ecris le nombre qui convient dans le

18

10

6

19

10

7

20

10

8

21

10

9

22

10

10

Application

Ecris le nombre qui convient dans le

1

10

4

2

10

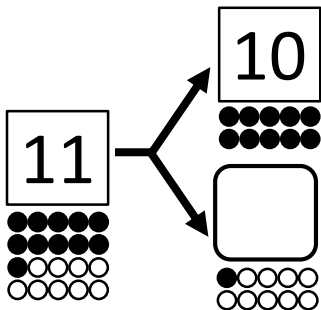
6

3

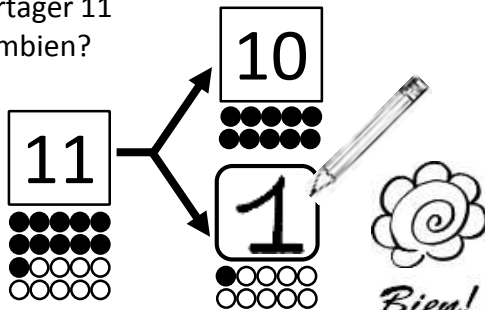
10

9

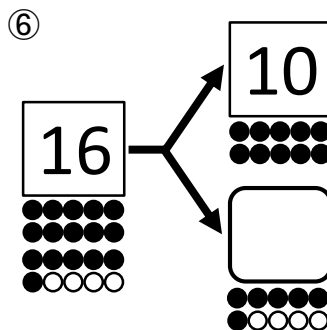
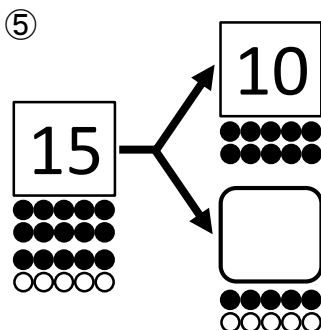
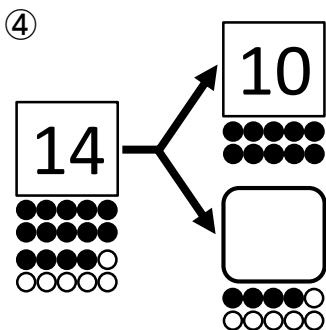
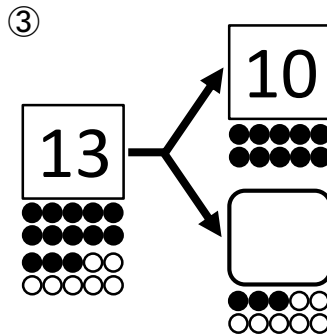
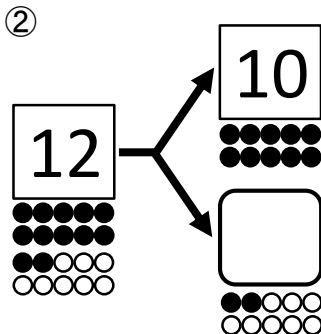
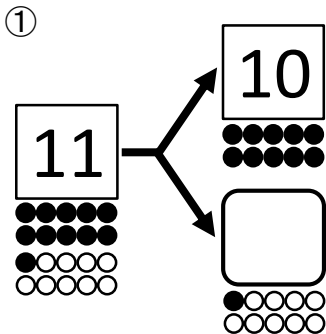
Exemple

Ecris le nombre qui convient dans le 

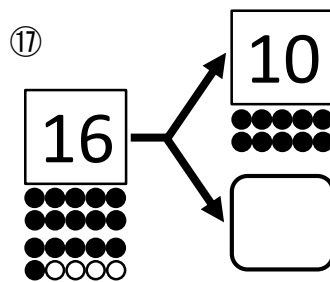
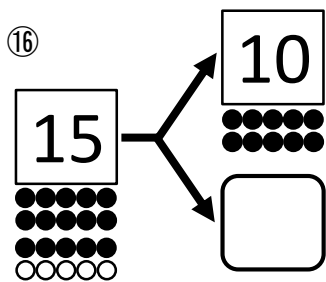
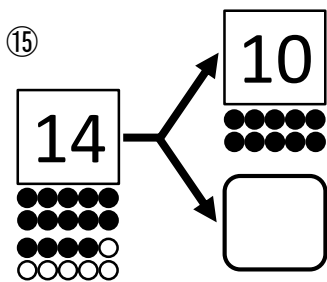
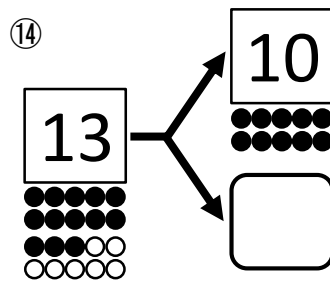
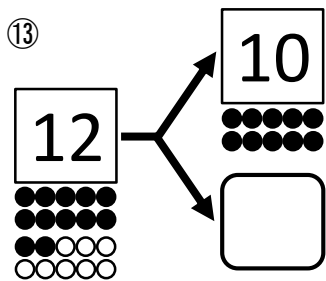
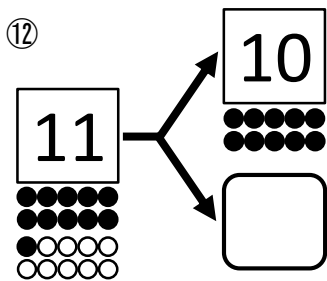
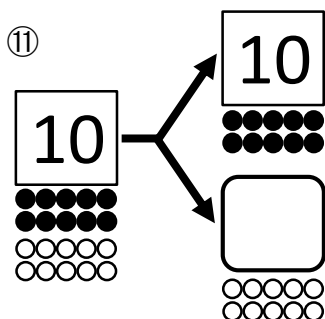
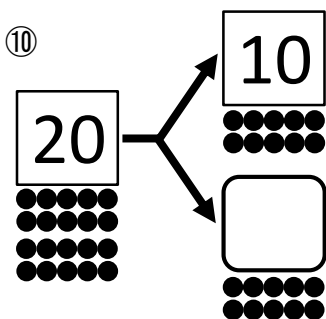
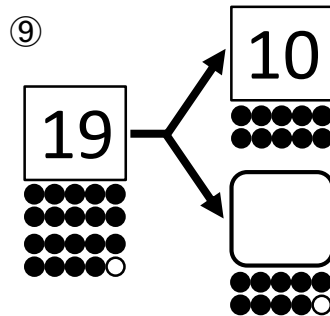
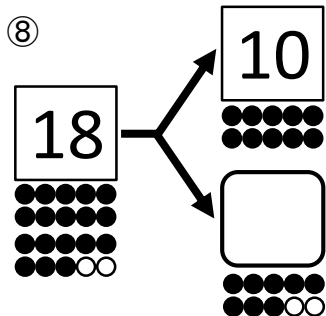
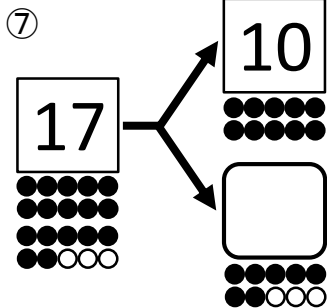
On peut partager 11 en 10 et combien?



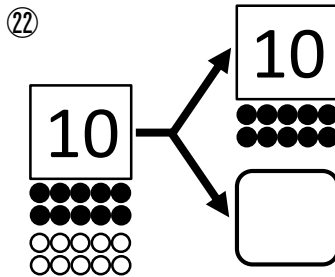
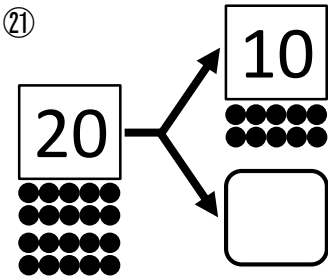
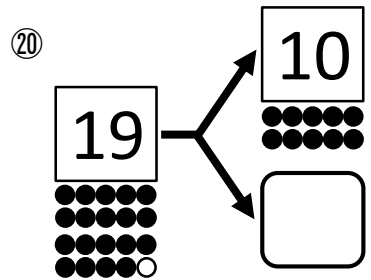
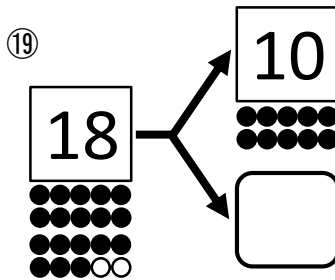
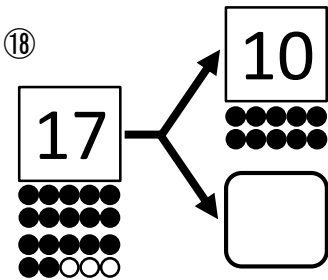
Exercices

Ecris le nombre qui convient dans le 

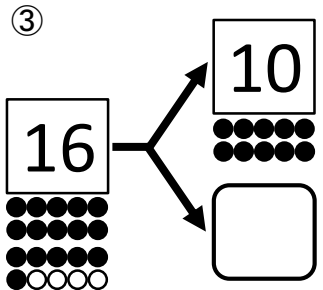
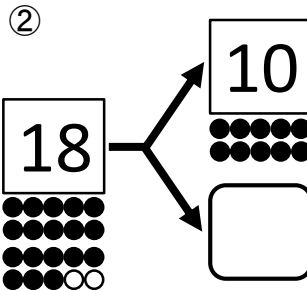
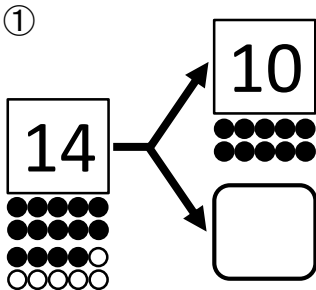
Exercices

Ecris le nombre qui convient dans le .

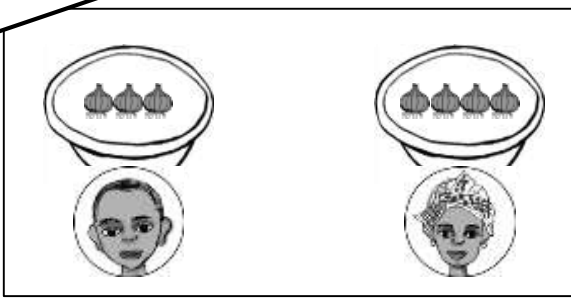
Exercices

Ecris le nombre qui convient dans le .

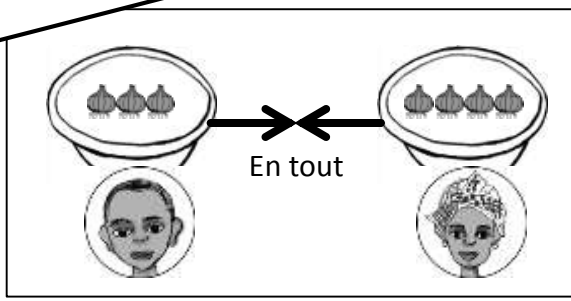
Application

Ecris le nombre qui convient dans le .

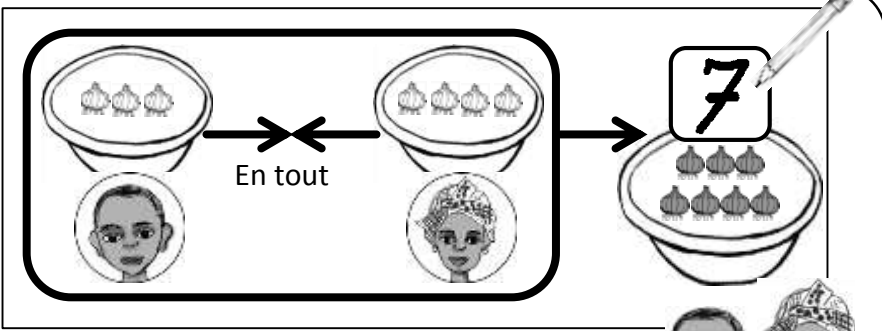
 a 3 oignons, et  a 4 oignons.



Quand on met ensemble les oignons des deux enfants, combien en tout?



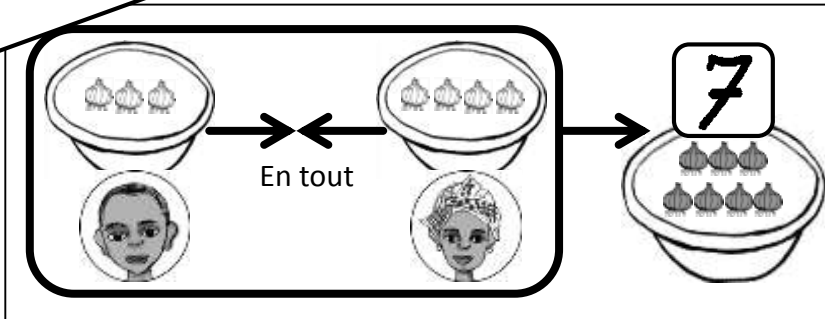

Bien!



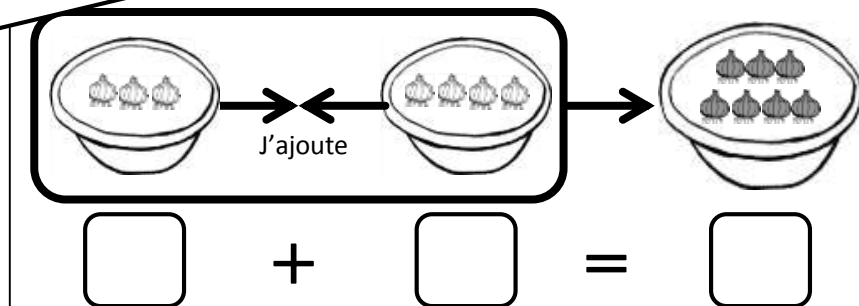
C'est 7!!



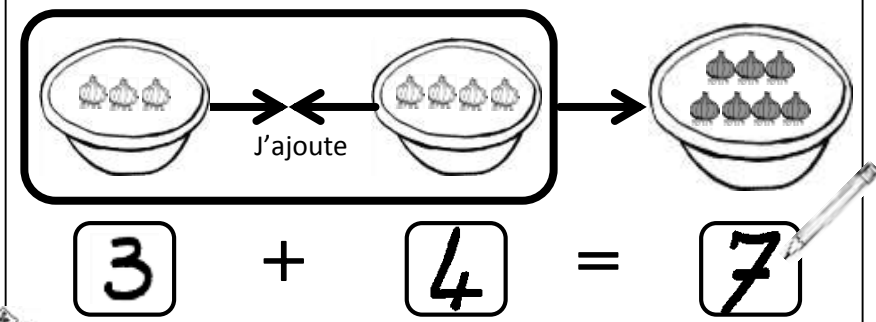
Je représente cette figure par la formule d'« addition ».



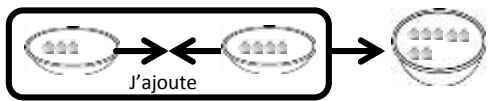
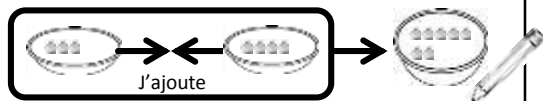
On utilise « + » et « = » pour l'addition. Écris le nombre d'oignons dans le



Bien!



Exemple Ecris le nombre qui convient dans le .





+ = \Rightarrow + =




Exercices Ecris le nombre qui convient dans le .


①




 + =



 + =

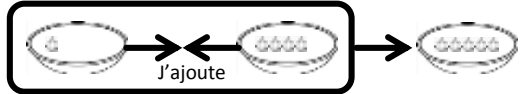


 + =




 + =

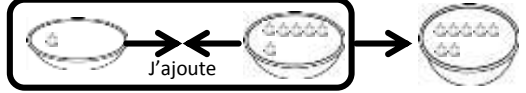
②



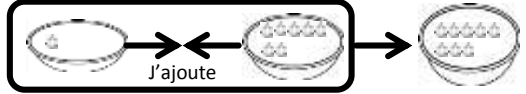
 + =



 + =



 + =



 + =

Exercices

Ecris le nombre qui convient dans le .

③

□ + □ = □

④

□ + □ = □

□ + □ = □

□ + □ = □

□ + □ = □

⑤

□ + □ = □

□ + □ = □

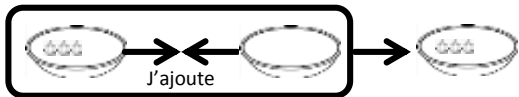
□ + □ = □

□ + □ = □

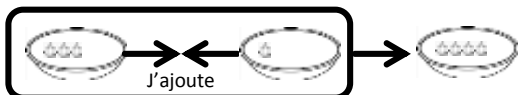
Exercices

Ecris le nombre qui convient dans le .

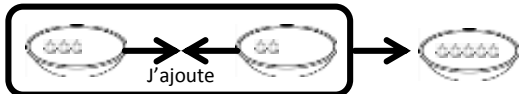
⑥



$$\square + \square = \square$$



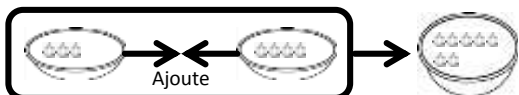
$$\square + \square = \square$$



$$\square + \square = \square$$

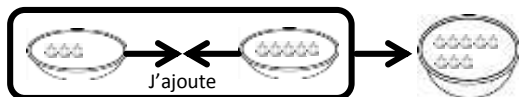


$$\square + \square = \square$$

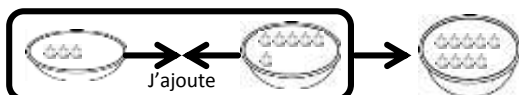


$$\square + \square = \square$$

⑦



$$\square + \square = \square$$



$$\square + \square = \square$$

⑧



$$\square + \square = \square$$



$$\square + \square = \square$$




$$\square + \square = \square$$

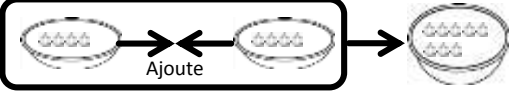
Exercices

Ecris le nombre qui convient dans le

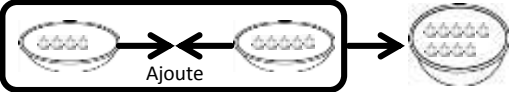
⑨



 + =




 + =




 + =


⑩



 + =




 + =




 + =

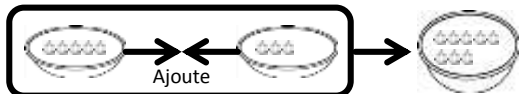
⑪




 + =



 + =



 + =




 + =


Exercices

Ecris le nombre qui convient dans le

12

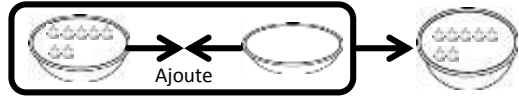


 + =




 + =


13



 + =

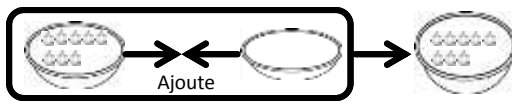


 + =

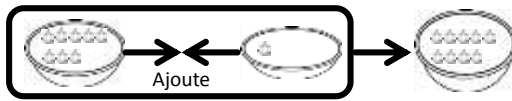


 + =

14

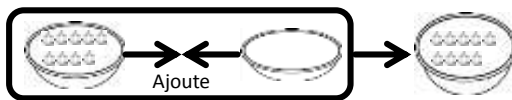


 + =



 + =

15

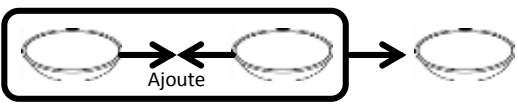


 + =

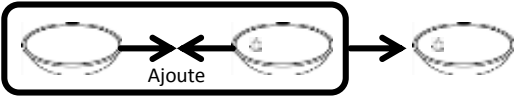
Exercices

Ecris le nombre qui convient dans le

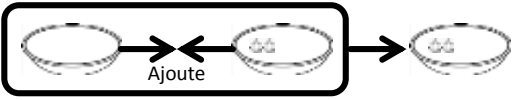
16



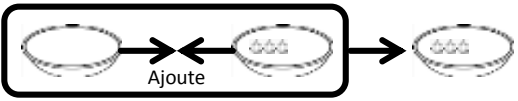
$$\square + \square = \square$$



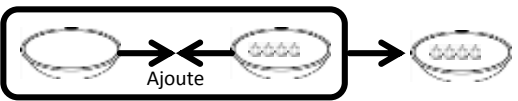
$$\square + \square = \square$$



$$\square + \square = \square$$

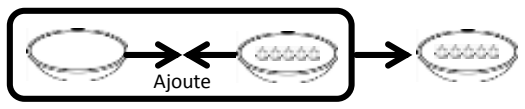


$$\square + \square = \square$$

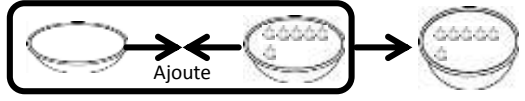


$$\square + \square = \square$$

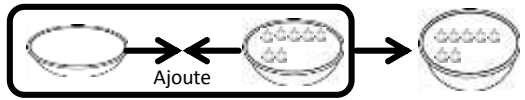
17



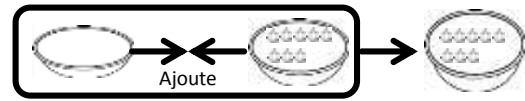
$$\square + \square = \square$$



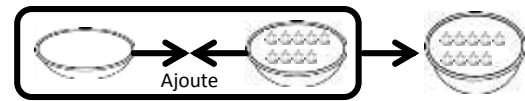
$$\square + \square = \square$$



$$\square + \square = \square$$

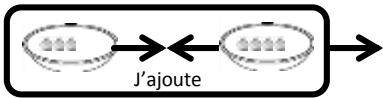


$$\square + \square = \square$$

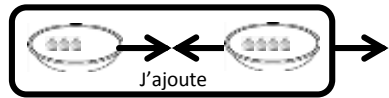


$$\square + \square = \square$$

Exemple Effectue l'addition.



$$3 + 4 = \square$$

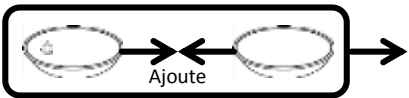


$$3 + 4 = 7$$

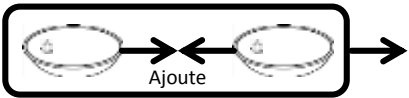


Exercices Effectue l'addition.

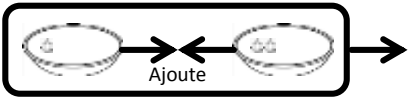
①



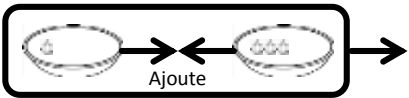
$$1 + 0 = \square$$



$$1 + 1 = \square$$

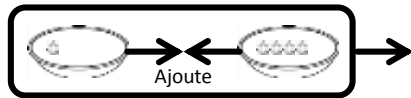


$$1 + 2 = \square$$

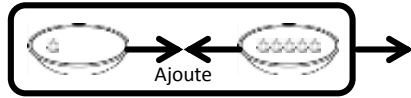


$$1 + 3 = \square$$

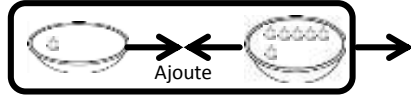
②



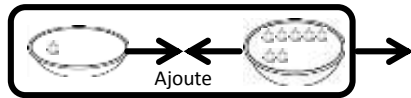
$$1 + 4 = \square$$



$$1 + 5 = \square$$



$$1 + 6 = \square$$



$$1 + 7 = \square$$

Exercices

Effectue l'addition.

③

1 + 8 =

④

2 + 0 =

2 + 1 =

2 + 2 =

2 + 3 =

⑤

2 + 4 =

2 + 5 =

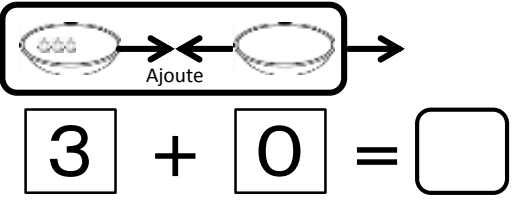
2 + 6 =

2 + 7 =

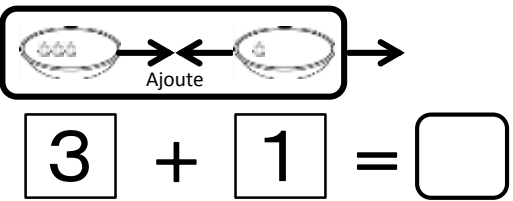
Exercices

Effectue l'addition.

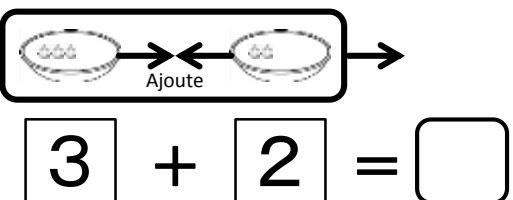
⑥



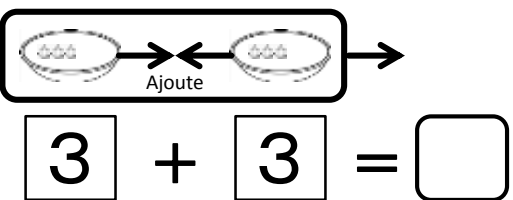
$3 + 0 = \square$



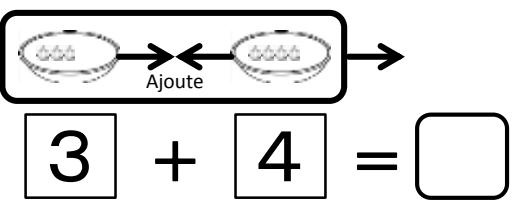
$3 + 1 = \square$



$3 + 2 = \square$

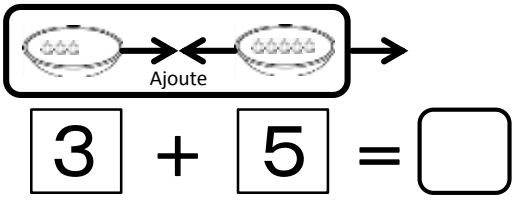


$3 + 3 = \square$

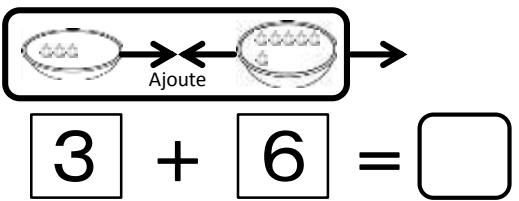


$3 + 4 = \square$

⑦

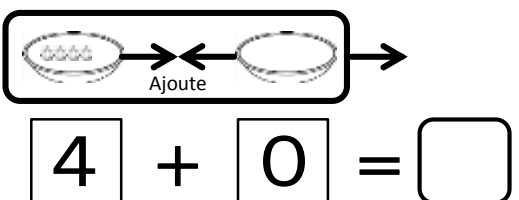


$3 + 5 = \square$

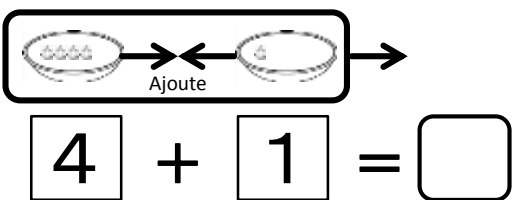


$3 + 6 = \square$

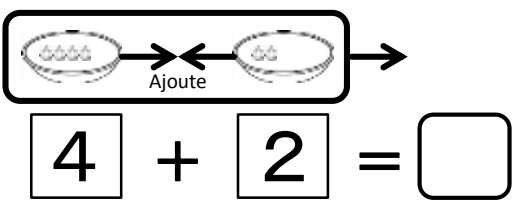
⑧



$4 + 0 = \square$



$4 + 1 = \square$

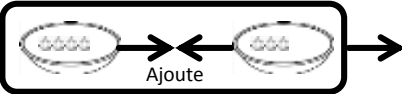


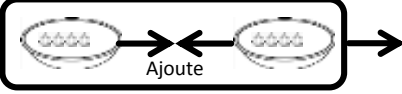
$4 + 2 = \square$

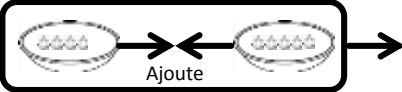
Exercices

Effectue l'addition.

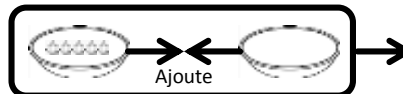
⑨

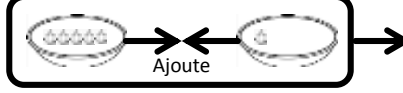

 $4 + 3 = \square$

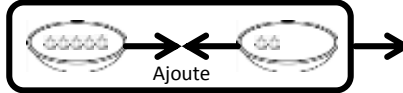

 $4 + 4 = \square$


 $4 + 5 = \square$

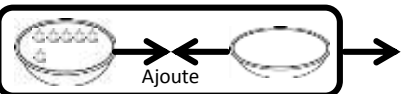
⑩

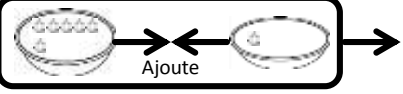

 $5 + 0 = \square$

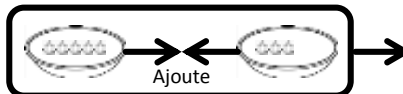

 $5 + 1 = \square$

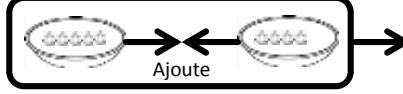

 $5 + 2 = \square$

⑪


 $6 + 0 = \square$


 $6 + 1 = \square$

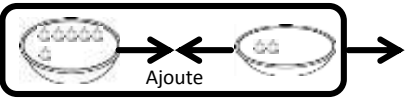

 $5 + 3 = \square$

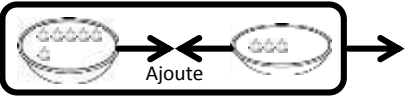

 $5 + 4 = \square$

Exercices

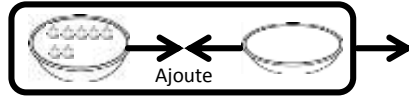
Effectue l'addition.

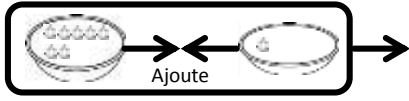
12

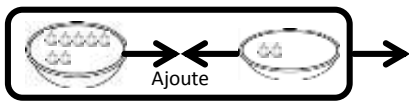

 $6 + 2 = \square$


 $6 + 3 = \square$

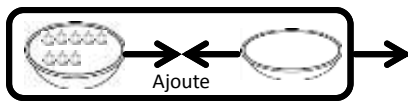
13

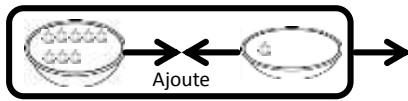

 $7 + 0 = \square$


 $7 + 1 = \square$

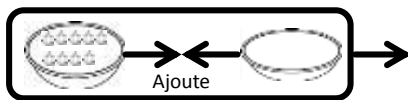

 $7 + 2 = \square$

14


 $8 + 0 = \square$


 $8 + 1 = \square$

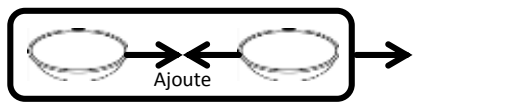
15


 $9 + 0 = \square$

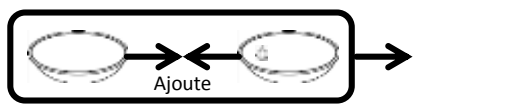
Exercices

Effectue l'addition.

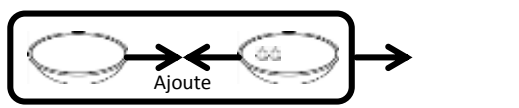
16



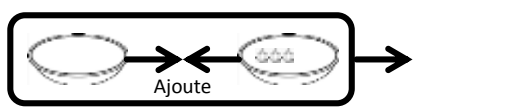
$$0 + 0 = \square$$



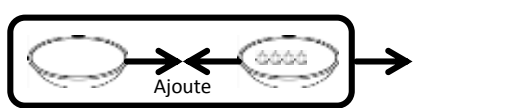
$$0 + 1 = \square$$



$$0 + 2 = \square$$

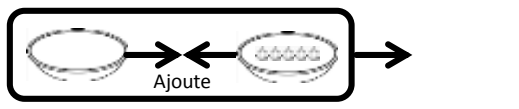


$$0 + 3 = \square$$

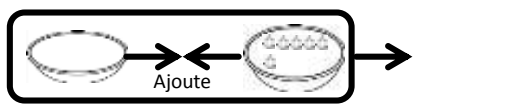


$$0 + 4 = \square$$

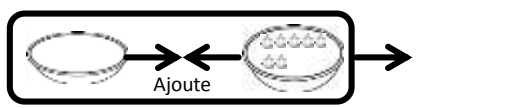
17



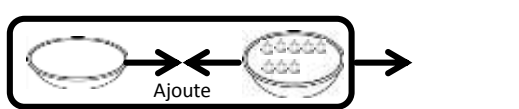
$$0 + 5 = \square$$



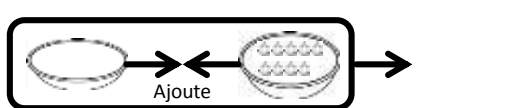
$$0 + 6 = \square$$



$$0 + 7 = \square$$

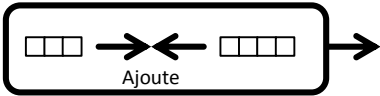


$$0 + 8 = \square$$

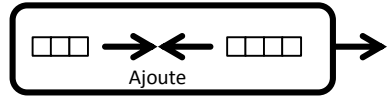


$$0 + 9 = \square$$

Exemple Effectue l'addition.



$$\boxed{3} + \boxed{4} = \boxed{}$$



$$\boxed{3} + \boxed{4} = \boxed{7}$$



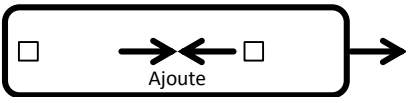
Bien!

Exercices Effectue l'addition.

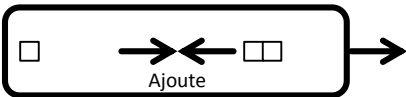
①



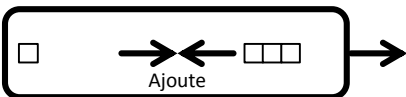
$$\boxed{1} + \boxed{0} = \boxed{}$$



$$\boxed{1} + \boxed{1} = \boxed{}$$

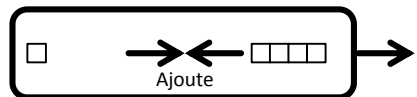


$$\boxed{1} + \boxed{2} = \boxed{}$$

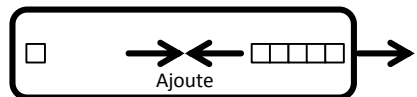


$$\boxed{1} + \boxed{3} = \boxed{}$$

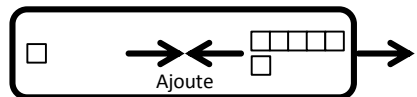
②



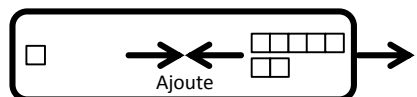
$$\boxed{1} + \boxed{4} = \boxed{}$$



$$\boxed{1} + \boxed{5} = \boxed{}$$



$$\boxed{1} + \boxed{6} = \boxed{}$$



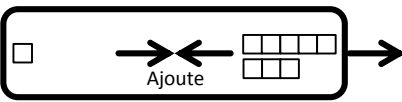
$$\boxed{1} + \boxed{7} = \boxed{}$$

1ère Correction

2ème Correction


Exercices Effectue l'addition.

③

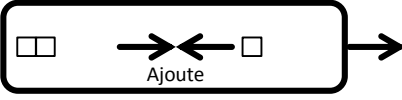


 $1 + 8 = \square$

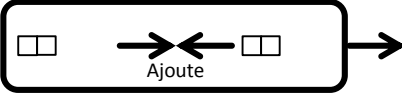
④



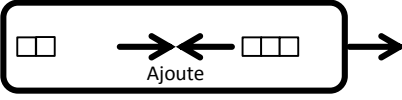
 $2 + 0 = \square$



 $2 + 1 = \square$

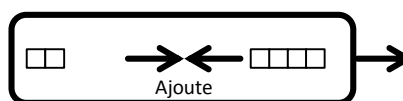


 $2 + 2 = \square$

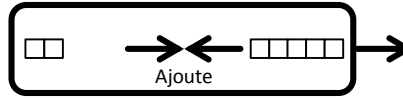


 $2 + 3 = \square$

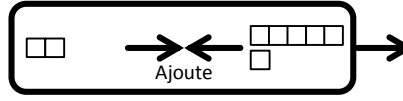
⑤



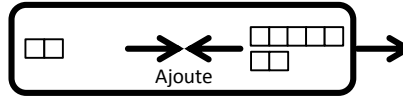
 $2 + 4 = \square$



 $2 + 5 = \square$



 $2 + 6 = \square$

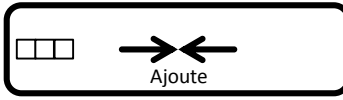


 $2 + 7 = \square$

Exercices

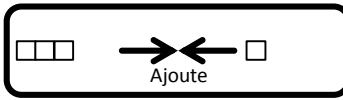
Effectue l'addition.

⑥



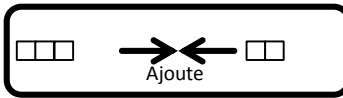
A number line with three boxes on the left. Two arrows point towards each other in the middle, with the word "Ajoute" written below them. An arrow points to the right from the end of the number line.

$$\boxed{3} + \boxed{0} = \boxed{}$$



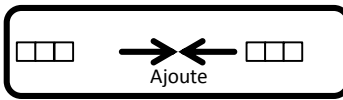
A number line with three boxes on the left and one box on the right. Two arrows point towards each other in the middle, with the word "Ajoute" written below them. An arrow points to the right from the end of the number line.

$$\boxed{3} + \boxed{1} = \boxed{}$$



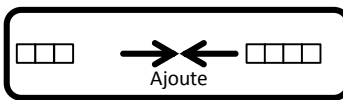
A number line with three boxes on the left and two boxes on the right. Two arrows point towards each other in the middle, with the word "Ajoute" written below them. An arrow points to the right from the end of the number line.

$$\boxed{3} + \boxed{2} = \boxed{}$$



A number line with three boxes on the left and three boxes on the right. Two arrows point towards each other in the middle, with the word "Ajoute" written below them. An arrow points to the right from the end of the number line.

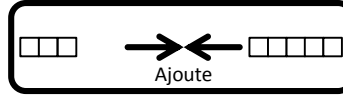
$$\boxed{3} + \boxed{3} = \boxed{}$$



A number line with three boxes on the left and four boxes on the right. Two arrows point towards each other in the middle, with the word "Ajoute" written below them. An arrow points to the right from the end of the number line.

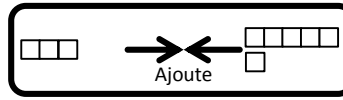
$$\boxed{3} + \boxed{4} = \boxed{}$$

⑦



A number line with three boxes on the left and five boxes on the right. Two arrows point towards each other in the middle, with the word "Ajoute" written below them. An arrow points to the right from the end of the number line.

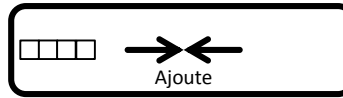
$$\boxed{3} + \boxed{5} = \boxed{}$$



A number line with three boxes on the left and six boxes on the right. Two arrows point towards each other in the middle, with the word "Ajoute" written below them. An arrow points to the right from the end of the number line.

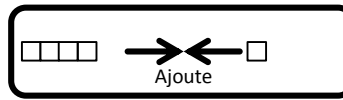
$$\boxed{3} + \boxed{6} = \boxed{}$$

⑧



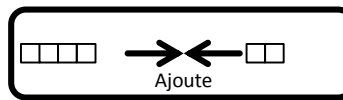
A number line with four boxes on the left. Two arrows point towards each other in the middle, with the word "Ajoute" written below them. An arrow points to the right from the end of the number line.

$$\boxed{4} + \boxed{0} = \boxed{}$$



A number line with four boxes on the left and one box on the right. Two arrows point towards each other in the middle, with the word "Ajoute" written below them. An arrow points to the right from the end of the number line.

$$\boxed{4} + \boxed{1} = \boxed{}$$



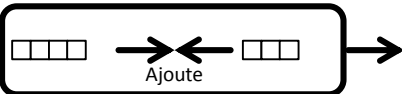
A number line with four boxes on the left and two boxes on the right. Two arrows point towards each other in the middle, with the word "Ajoute" written below them. An arrow points to the right from the end of the number line.

$$\boxed{4} + \boxed{2} = \boxed{}$$

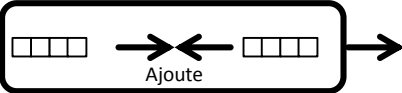
Exercices

Effectue l'addition.

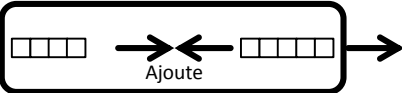
⑨



 $4 + 3 = \square$




 $4 + 4 = \square$

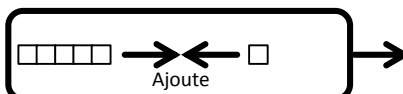


 $4 + 5 = \square$

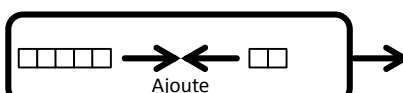
⑩




 $5 + 0 = \square$




 $5 + 1 = \square$




 $5 + 2 = \square$




 $6 + 0 = \square$



 $6 + 1 = \square$




 $5 + 3 = \square$




 $5 + 4 = \square$

⑪



 $6 + 0 = \square$



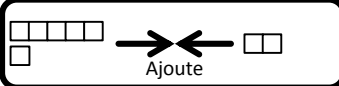
 $6 + 1 = \square$

2ème Correction 1ère Correction

Exercices

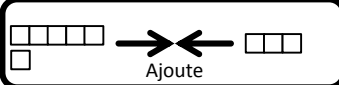
Effectue l'addition.

12



Ajoute →


6 + 2 =



Ajoute →

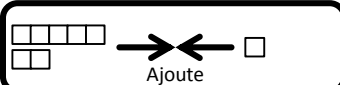
6 + 3 =

13



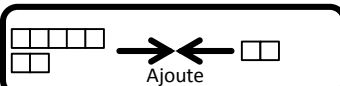
Ajoute →

7 + 0 =



Ajoute →


7 + 1 =



Ajoute →


7 + 2 =

14



Ajoute →


8 + 0 =



Ajoute →

8 + 1 =

15



Ajoute →

9 + 0 =

Exercices

Effectue l'addition.

⑩

→ ←
Ajoute

$$\boxed{0} + \boxed{0} = \boxed{}$$

→ ← □

$$\boxed{0} + \boxed{1} = \boxed{}$$

→ ← □ □

$$\boxed{0} + \boxed{2} = \boxed{}$$

→ ← □ □ □

$$\boxed{0} + \boxed{3} = \boxed{}$$

→ ← □ □ □ □

$$\boxed{0} + \boxed{4} = \boxed{}$$

⑪

→ ← □ □ □ □ □

$$\boxed{0} + \boxed{5} = \boxed{}$$

→ ← □ □ □ □ □ □

$$\boxed{0} + \boxed{6} = \boxed{}$$

→ ← □ □ □ □ □ □ □

$$\boxed{0} + \boxed{7} = \boxed{}$$

→ ← □ □ □ □ □ □ □ □

$$\boxed{0} + \boxed{8} = \boxed{}$$

→ ← □ □ □ □ □ □ □ □ □

$$\boxed{0} + \boxed{9} = \boxed{}$$

Exemple Effectue l'addition.

$$\boxed{3} + \boxed{4} = \boxed{} \rightarrow \boxed{3} + \boxed{4} = \boxed{7}$$



Bien!

Exercices Effectue l'addition.

①

$$\boxed{0} + \boxed{0} = \boxed{}$$

$$\boxed{0} + \boxed{1} = \boxed{}$$

$$\boxed{0} + \boxed{2} = \boxed{}$$

$$\boxed{0} + \boxed{3} = \boxed{}$$

$$\boxed{0} + \boxed{4} = \boxed{}$$

$$\boxed{0} + \boxed{5} = \boxed{}$$

$$\boxed{0} + \boxed{6} = \boxed{}$$

$$\boxed{0} + \boxed{7} = \boxed{}$$

②

$$\boxed{0} + \boxed{8} = \boxed{}$$

$$\boxed{0} + \boxed{9} = \boxed{}$$

③

$$\boxed{1} + \boxed{0} = \boxed{}$$

$$\boxed{1} + \boxed{1} = \boxed{}$$

$$\boxed{1} + \boxed{2} = \boxed{}$$

$$\boxed{1} + \boxed{3} = \boxed{}$$

$$\boxed{1} + \boxed{4} = \boxed{}$$

$$\boxed{1} + \boxed{5} = \boxed{}$$

Exercices

Effectue l'addition.

④

$$\boxed{1} + \boxed{6} = \boxed{}$$

$$\boxed{1} + \boxed{7} = \boxed{}$$

$$\boxed{1} + \boxed{8} = \boxed{}$$

⑤

$$\boxed{2} + \boxed{0} = \boxed{}$$

$$\boxed{2} + \boxed{1} = \boxed{}$$

$$\boxed{2} + \boxed{2} = \boxed{}$$

$$\boxed{2} + \boxed{3} = \boxed{}$$

$$\boxed{2} + \boxed{4} = \boxed{}$$

$$\boxed{2} + \boxed{5} = \boxed{}$$

$$\boxed{2} + \boxed{6} = \boxed{}$$

$$\boxed{2} + \boxed{7} = \boxed{}$$

⑥

$$\boxed{3} + \boxed{0} = \boxed{}$$

$$\boxed{3} + \boxed{1} = \boxed{}$$

$$\boxed{3} + \boxed{2} = \boxed{}$$

$$\boxed{3} + \boxed{3} = \boxed{}$$

$$\boxed{3} + \boxed{4} = \boxed{}$$

$$\boxed{3} + \boxed{5} = \boxed{}$$

$$\boxed{3} + \boxed{6} = \boxed{}$$

1ère Correction 2ème Correction

Exercices

Effectue l'addition.

⑦

$$4 + 0 = \square$$

$$4 + 1 = \square$$

$$4 + 2 = \square$$

$$4 + 3 = \square$$

$$4 + 4 = \square$$

$$4 + 5 = \square$$

⑧

$$5 + 0 = \square$$

$$5 + 1 = \square$$

$$5 + 2 = \square$$

$$5 + 3 = \square$$

$$5 + 4 = \square$$

⑨

$$7 + 0 = \square$$

$$7 + 1 = \square$$

$$7 + 2 = \square$$

⑩

$$6 + 0 = \square$$

$$6 + 1 = \square$$

$$6 + 2 = \square$$

$$6 + 3 = \square$$

Exercices

Effectue l'addition.

⑪

$$\boxed{8} + \boxed{0} = \boxed{}$$

$$\boxed{8} + \boxed{1} = \boxed{}$$

⑫

$$\boxed{9} + \boxed{0} = \boxed{}$$

⑬

$$\boxed{0} + \boxed{0} = \boxed{}$$

$$\boxed{0} + \boxed{1} = \boxed{}$$

$$\boxed{0} + \boxed{2} = \boxed{}$$

$$\boxed{0} + \boxed{3} = \boxed{}$$

$$\boxed{0} + \boxed{4} = \boxed{}$$

$$\boxed{0} + \boxed{5} = \boxed{}$$

$$\boxed{0} + \boxed{6} = \boxed{}$$

$$\boxed{0} + \boxed{7} = \boxed{}$$

⑭

$$\boxed{0} + \boxed{0} = \boxed{}$$

$$\boxed{1} + \boxed{0} = \boxed{}$$

$$\boxed{2} + \boxed{0} = \boxed{}$$

$$\boxed{3} + \boxed{0} = \boxed{}$$

$$\boxed{4} + \boxed{0} = \boxed{}$$

$$\boxed{5} + \boxed{0} = \boxed{}$$

$$\boxed{6} + \boxed{0} = \boxed{}$$

$$\boxed{7} + \boxed{0} = \boxed{}$$

Exercices

Effectue l'addition.

⑮

$$0 + 8 = \square$$

$$0 + 9 = \square$$

⑯

$$8 + 0 = \square$$

$$9 + 0 = \square$$

⑰

$$1 + 0 = \square$$

$$1 + 1 = \square$$

$$1 + 2 = \square$$

$$1 + 3 = \square$$

$$1 + 4 = \square$$

$$1 + 5 = \square$$

$$1 + 6 = \square$$

$$1 + 7 = \square$$

⑱

$$0 + 1 = \square$$

$$1 + 1 = \square$$

$$2 + 1 = \square$$

$$3 + 1 = \square$$

$$4 + 1 = \square$$

$$5 + 1 = \square$$

$$6 + 1 = \square$$

$$7 + 1 = \square$$

Exercices

Effectue l'addition.

⑰

$$\boxed{1} + \boxed{8} = \boxed{}$$

⑱

$$\boxed{8} + \boxed{1} = \boxed{}$$

⑳

$$\boxed{2} + \boxed{0} = \boxed{}$$

$$\boxed{2} + \boxed{1} = \boxed{}$$

$$\boxed{2} + \boxed{2} = \boxed{}$$

$$\boxed{2} + \boxed{3} = \boxed{}$$

$$\boxed{2} + \boxed{4} = \boxed{}$$

$$\boxed{2} + \boxed{5} = \boxed{}$$

$$\boxed{2} + \boxed{6} = \boxed{}$$

$$\boxed{2} + \boxed{7} = \boxed{}$$

㉑

$$\boxed{0} + \boxed{2} = \boxed{}$$

$$\boxed{1} + \boxed{2} = \boxed{}$$

$$\boxed{2} + \boxed{2} = \boxed{}$$

$$\boxed{3} + \boxed{2} = \boxed{}$$

$$\boxed{4} + \boxed{2} = \boxed{}$$

$$\boxed{5} + \boxed{2} = \boxed{}$$

$$\boxed{6} + \boxed{2} = \boxed{}$$

$$\boxed{7} + \boxed{2} = \boxed{}$$

Exercices

Effectue l'addition.

23

$$\boxed{3} + \boxed{0} = \boxed{}$$

$$\boxed{3} + \boxed{1} = \boxed{}$$

$$\boxed{3} + \boxed{2} = \boxed{}$$

$$\boxed{3} + \boxed{3} = \boxed{}$$

$$\boxed{3} + \boxed{4} = \boxed{}$$

$$\boxed{3} + \boxed{5} = \boxed{}$$

$$\boxed{3} + \boxed{6} = \boxed{}$$

24

$$\boxed{0} + \boxed{3} = \boxed{}$$

$$\boxed{1} + \boxed{3} = \boxed{}$$

$$\boxed{2} + \boxed{3} = \boxed{}$$

$$\boxed{3} + \boxed{3} = \boxed{}$$

$$\boxed{4} + \boxed{3} = \boxed{}$$

$$\boxed{5} + \boxed{3} = \boxed{}$$

$$\boxed{6} + \boxed{3} = \boxed{}$$

25

$$\boxed{4} + \boxed{0} = \boxed{}$$

$$\boxed{4} + \boxed{1} = \boxed{}$$

$$\boxed{4} + \boxed{2} = \boxed{}$$

26

$$\boxed{0} + \boxed{4} = \boxed{}$$

$$\boxed{1} + \boxed{4} = \boxed{}$$

$$\boxed{2} + \boxed{4} = \boxed{}$$

Exercices

Effectue l'addition.

27

$$\boxed{4} + \boxed{3} = \boxed{}$$

$$\boxed{4} + \boxed{4} = \boxed{}$$

$$\boxed{4} + \boxed{5} = \boxed{}$$

28

$$\boxed{3} + \boxed{4} = \boxed{}$$

$$\boxed{4} + \boxed{4} = \boxed{}$$

$$\boxed{5} + \boxed{4} = \boxed{}$$

29

$$\boxed{5} + \boxed{0} = \boxed{}$$

$$\boxed{5} + \boxed{1} = \boxed{}$$

$$\boxed{5} + \boxed{2} = \boxed{}$$

$$\boxed{5} + \boxed{3} = \boxed{}$$

$$\boxed{5} + \boxed{4} = \boxed{}$$

30

$$\boxed{0} + \boxed{5} = \boxed{}$$

$$\boxed{1} + \boxed{5} = \boxed{}$$

$$\boxed{2} + \boxed{5} = \boxed{}$$

$$\boxed{3} + \boxed{5} = \boxed{}$$

$$\boxed{4} + \boxed{5} = \boxed{}$$

31

$$\boxed{6} + \boxed{0} = \boxed{}$$

32

$$\boxed{0} + \boxed{6} = \boxed{}$$

Exercices

Effectue l'addition.

33

$$\boxed{6} + \boxed{1} = \boxed{}$$

$$\boxed{6} + \boxed{2} = \boxed{}$$

$$\boxed{6} + \boxed{3} = \boxed{}$$

34

$$\boxed{1} + \boxed{6} = \boxed{}$$

$$\boxed{2} + \boxed{6} = \boxed{}$$

$$\boxed{3} + \boxed{6} = \boxed{}$$

35

$$\boxed{7} + \boxed{0} = \boxed{}$$

$$\boxed{7} + \boxed{1} = \boxed{}$$

$$\boxed{7} + \boxed{2} = \boxed{}$$

36

$$\boxed{0} + \boxed{7} = \boxed{}$$

$$\boxed{1} + \boxed{7} = \boxed{}$$

$$\boxed{2} + \boxed{7} = \boxed{}$$

37

$$\boxed{8} + \boxed{0} = \boxed{}$$

$$\boxed{8} + \boxed{1} = \boxed{}$$

38

$$\boxed{0} + \boxed{8} = \boxed{}$$

$$\boxed{1} + \boxed{8} = \boxed{}$$

39

$$\boxed{9} + \boxed{0} = \boxed{}$$

40

$$\boxed{0} + \boxed{9} = \boxed{}$$

Exercices

Effectue l'addition.

④1

$$\boxed{3} + \boxed{3} = \boxed{}$$

$$\boxed{6} + \boxed{1} = \boxed{}$$

$$\boxed{4} + \boxed{2} = \boxed{}$$

$$\boxed{9} + \boxed{0} = \boxed{}$$

$$\boxed{7} + \boxed{2} = \boxed{}$$

$$\boxed{2} + \boxed{5} = \boxed{}$$

$$\boxed{5} + \boxed{3} = \boxed{}$$

$$\boxed{8} + \boxed{1} = \boxed{}$$

$$\boxed{5} + \boxed{4} = \boxed{}$$

④2

$$\boxed{5} + \boxed{2} = \boxed{}$$

$$\boxed{2} + \boxed{3} = \boxed{}$$

$$\boxed{1} + \boxed{8} = \boxed{}$$

$$\boxed{3} + \boxed{5} = \boxed{}$$

$$\boxed{0} + \boxed{9} = \boxed{}$$

$$\boxed{2} + \boxed{6} = \boxed{}$$

$$\boxed{7} + \boxed{0} = \boxed{}$$

$$\boxed{6} + \boxed{3} = \boxed{}$$

$$\boxed{4} + \boxed{4} = \boxed{}$$

Exercices

Effectue l'addition.

④3

$$\boxed{1} + \boxed{3} = \boxed{}$$

$$\boxed{5} + \boxed{1} = \boxed{}$$

$$\boxed{6} + \boxed{2} = \boxed{}$$

$$\boxed{8} + \boxed{0} = \boxed{}$$

$$\boxed{7} + \boxed{1} = \boxed{}$$

$$\boxed{4} + \boxed{5} = \boxed{}$$

$$\boxed{2} + \boxed{2} = \boxed{}$$

$$\boxed{3} + \boxed{1} = \boxed{}$$

$$\boxed{4} + \boxed{3} = \boxed{}$$

④4

$$\boxed{0} + \boxed{6} = \boxed{}$$

$$\boxed{2} + \boxed{4} = \boxed{}$$

$$\boxed{1} + \boxed{5} = \boxed{}$$

$$\boxed{3} + \boxed{4} = \boxed{}$$

$$\boxed{0} + \boxed{3} = \boxed{}$$

$$\boxed{2} + \boxed{7} = \boxed{}$$


$$\boxed{4} + \boxed{1} = \boxed{}$$

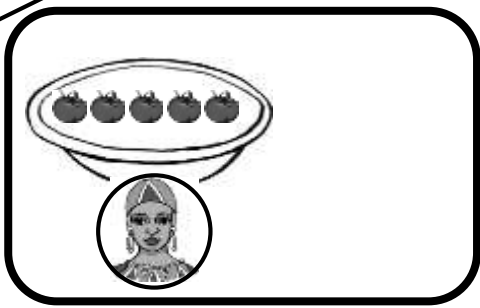
$$\boxed{6} + \boxed{0} = \boxed{}$$

$$\boxed{3} + \boxed{2} = \boxed{}$$

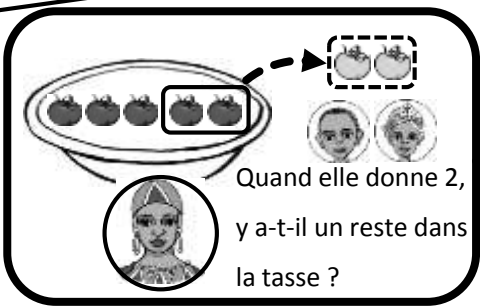
1ère Correction 2ème Correction



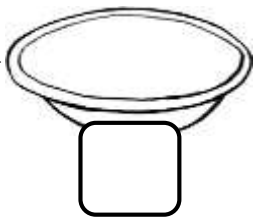
a 5 tomates 



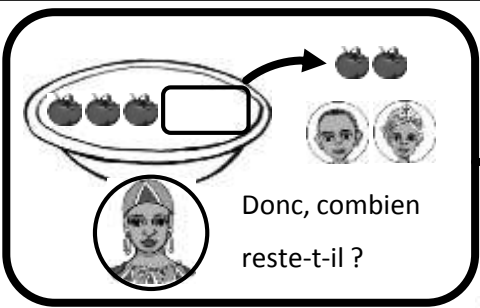
Elle a donné 2  aux  . Il reste combien?



Quand elle donne 2,
y a-t-il un reste dans
la tasse ?



Bien!



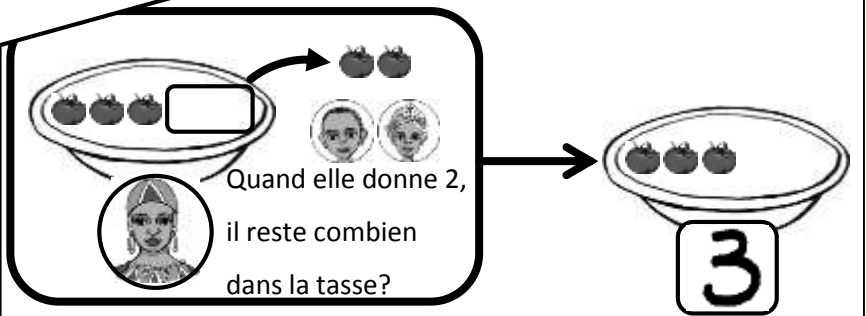
Donc, combien
reste-t-il ?



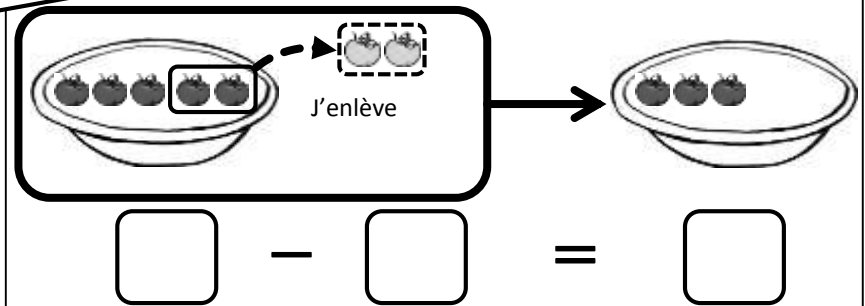
C'est 3 !!



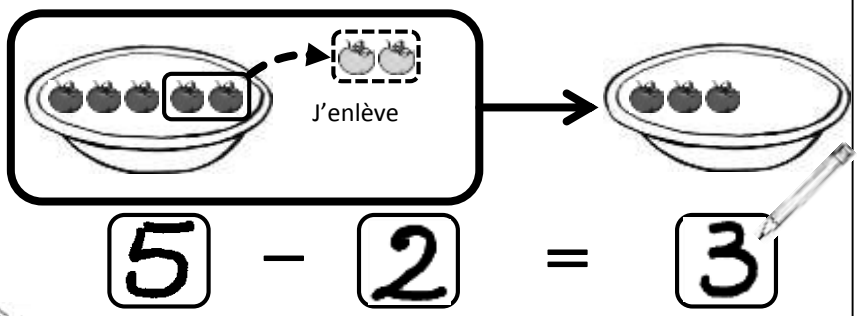
Je représente cette figure par la formule de « soustraction ».



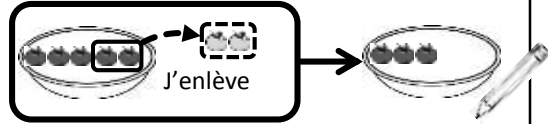
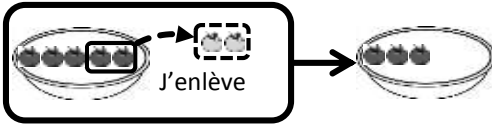
On utilise « - » et « = » pour la soustraction. Écris le nombre des tomates dans le .



Bien!



Exemple Ecris le nombre qui convient dans le .

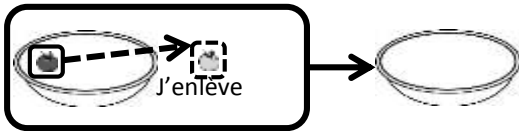


$$\square - \square = \square \Rightarrow 5 - 2 = 3$$

Exercices Ecris le nombre qui convient dans le .



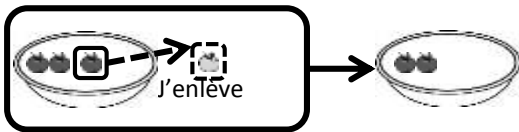
①



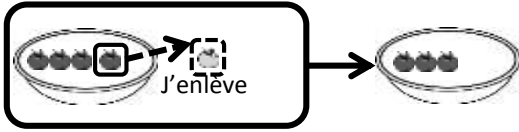
$$\square - \square = \square$$



$$\square - \square = \square$$



$$\square - \square = \square$$

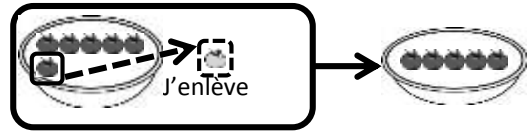


$$\square - \square = \square$$

②



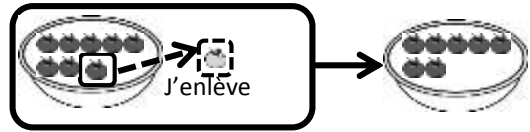
$$\square - \square = \square$$



$$\square - \square = \square$$



$$\square - \square = \square$$



$$\square - \square = \square$$

Exercices Ecris le nombre qui convient dans le .

③

 - = ."/>

- =

④

- =

- =

- =

- =

⑤

- =

- =

- =

- =

Exercices Ecris le nombre qui convient dans le .

⑥

J'enlève

$$\square - \square = \square$$

J'enlève

$$\square - \square = \square$$

J'enlève

$$\square - \square = \square$$

J'enlève

$$\square - \square = \square$$

J'enlève

$$\square - \square = \square$$

⑦

J'enlève

$$\square - \square = \square$$

J'enlève

$$\square - \square = \square$$

⑧

J'enlève

$$\square - \square = \square$$

J'enlève

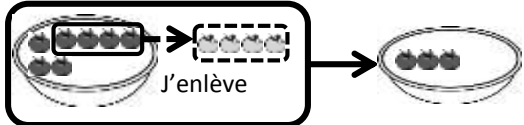
$$\square - \square = \square$$

J'enlève

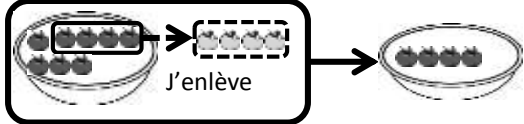
$$\square - \square = \square$$

Exercices Ecris le nombre qui convient dans le .


⑨



 - =

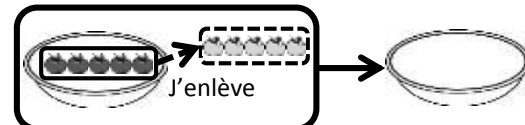


 - =

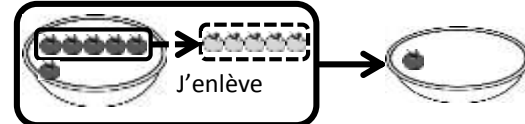


 - =

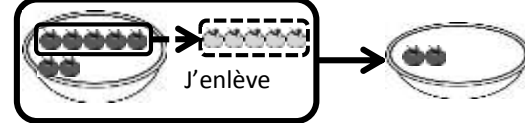
⑩



 - =




 - =

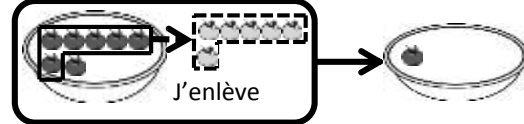


 - =


⑪



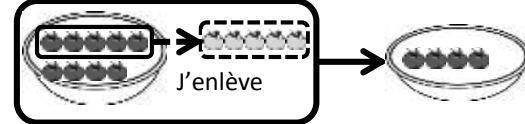
 - =



 - =



 - =

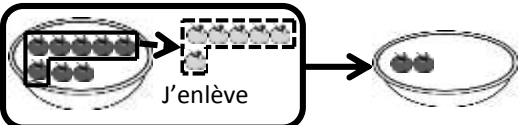


 - =

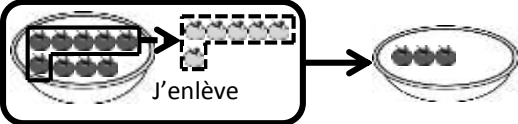
Exercices

Ecris le nombre qui convient dans le .

12

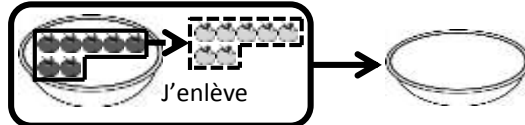


 - =

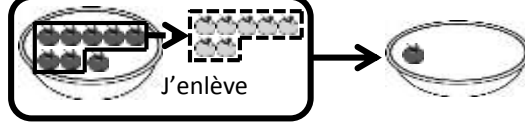


 - =

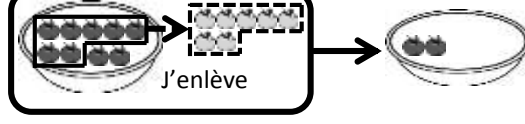
13



 - =

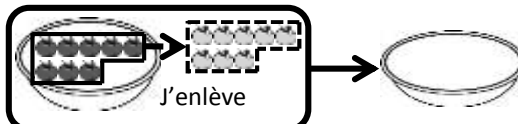


 - =




 - =

14

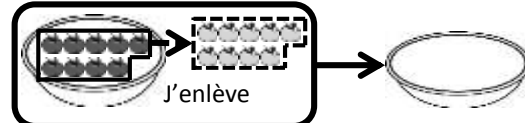


 - =



 - =

15

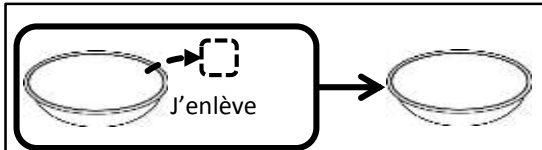


 - =

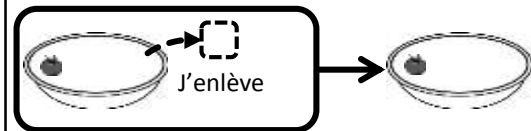
Exercices

Ecris le nombre qui convient dans le .

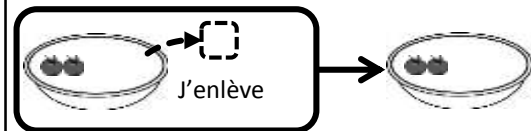
⑩



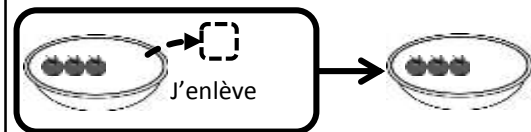
$$\square - \square = \square$$



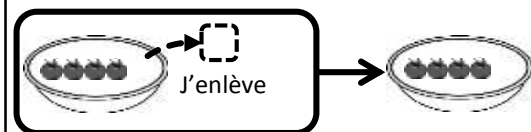
$$\square - \square = \square$$



$$\square - \square = \square$$

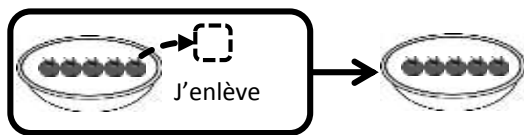


$$\square - \square = \square$$

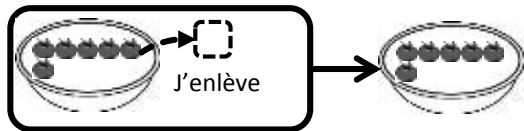


$$\square - \square = \square$$

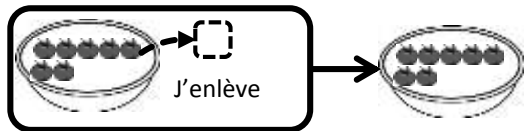
⑪



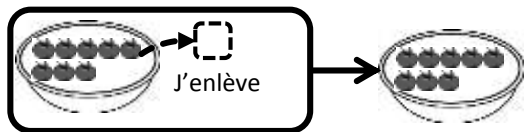
$$\square - \square = \square$$



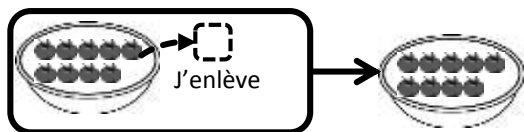
$$\square - \square = \square$$



$$\square - \square = \square$$



$$\square - \square = \square$$



$$\square - \square = \square$$

1ère Correction 2ème Correction

Exemple Effectue la soustraction.

$5 - 2 = \square \Rightarrow 5 - 2 = \boxed{3}$

Exercices Effectue la soustraction.



①

$1 - 1 = \square$

$2 - 1 = \square$

$3 - 1 = \square$

$4 - 1 = \square$

②

$5 - 1 = \square$

$6 - 1 = \square$

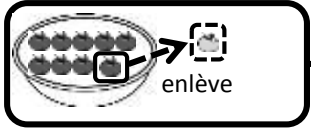
$7 - 1 = \square$

$8 - 1 = \square$

Exercices

Effectue la soustraction.

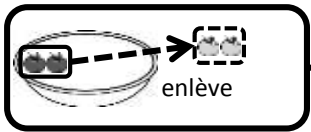
③



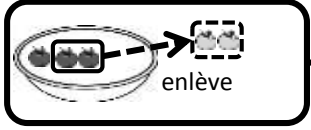
enlève

$$\boxed{9} - \boxed{1} = \boxed{}$$

④



enlève

$$\boxed{2} - \boxed{2} = \boxed{}$$


enlève

$$\boxed{3} - \boxed{2} = \boxed{}$$

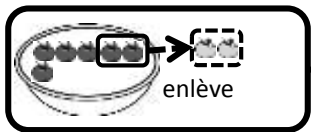

enlève

$$\boxed{4} - \boxed{2} = \boxed{}$$

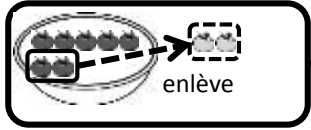

enlève

$$\boxed{5} - \boxed{2} = \boxed{}$$

⑤



enlève

$$\boxed{6} - \boxed{2} = \boxed{}$$


enlève

$$\boxed{7} - \boxed{2} = \boxed{}$$


enlève

$$\boxed{8} - \boxed{2} = \boxed{}$$

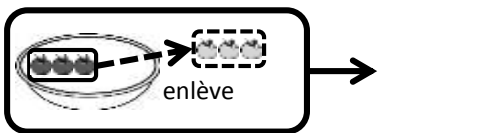

enlève

$$\boxed{9} - \boxed{2} = \boxed{}$$

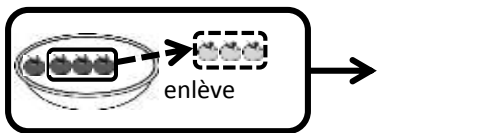
Exercices

Effectue la soustraction.

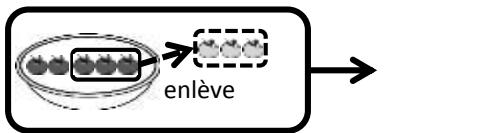
⑥



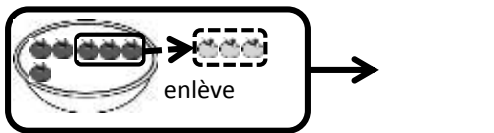
$$3 - 3 = \square$$



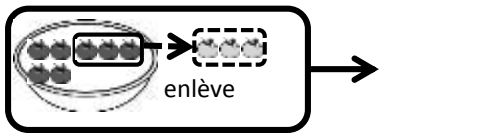
$$4 - 3 = \square$$



$$5 - 3 = \square$$



$$6 - 3 = \square$$

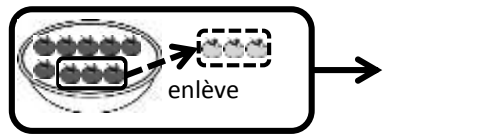


$$7 - 3 = \square$$

⑦

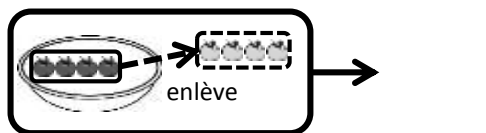


$$8 - 3 = \square$$



$$9 - 3 = \square$$

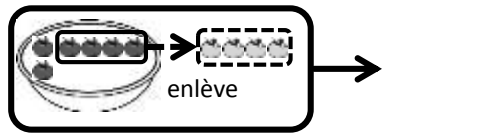
⑧



$$4 - 4 = \square$$



$$5 - 4 = \square$$

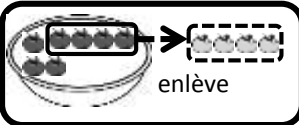


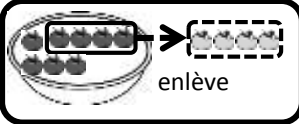
$$6 - 4 = \square$$

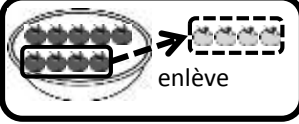
Exercices

Effectue la soustraction.

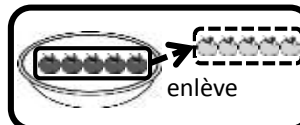
⑨

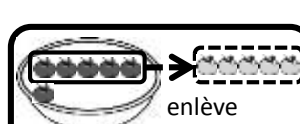

 $7 - 4 = \square$

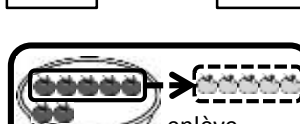

 $8 - 4 = \square$

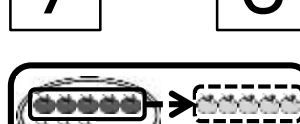

 $9 - 4 = \square$


⑩


 $5 - 5 = \square$

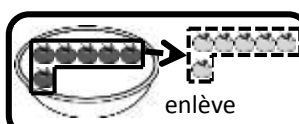

 $6 - 5 = \square$

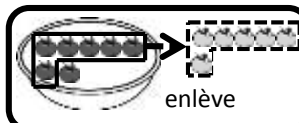

 $7 - 5 = \square$


 $8 - 5 = \square$


 $9 - 5 = \square$

⑪


 $6 - 6 = \square$

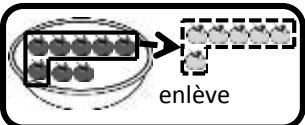

 $7 - 6 = \square$

1ère Correction 2ème Correction

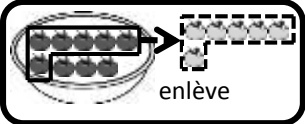
Exercices

Effectue la soustraction.

⑫

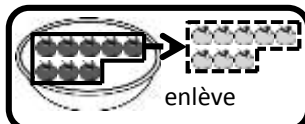


 $8 - 6 = \square$

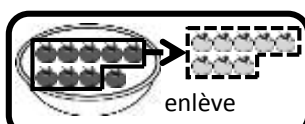


 $9 - 6 = \square$

⑬

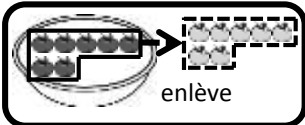


 $8 - 8 = \square$

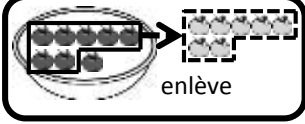


 $9 - 8 = \square$

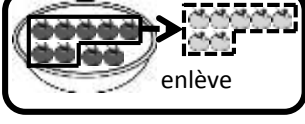
⑭



 $7 - 7 = \square$

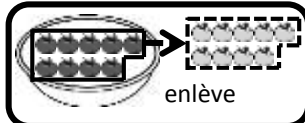


 $8 - 7 = \square$



 $9 - 7 = \square$

⑮

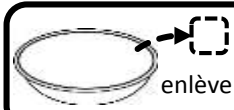


 $9 - 9 = \square$

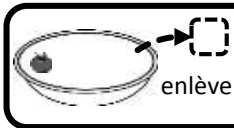
Exercices

Effectue la soustraction.

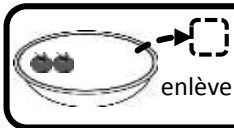
⑩



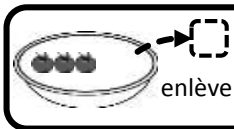
$$0 - 0 = \square$$



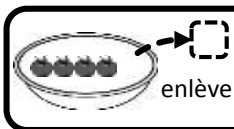
$$1 - 0 = \square$$



$$2 - 0 = \square$$

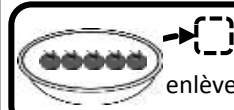


$$3 - 0 = \square$$

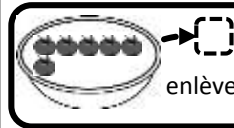


$$4 - 0 = \square$$

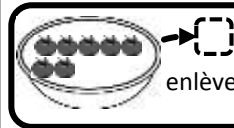
⑪



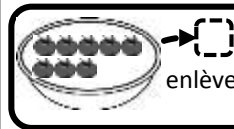
$$5 - 0 = \square$$



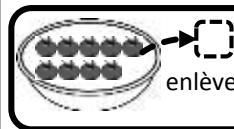
$$6 - 0 = \square$$



$$7 - 0 = \square$$



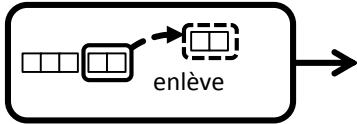
$$8 - 0 = \square$$



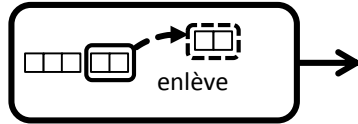
$$9 - 0 = \square$$

1ère Correction 2ème Correction

Exemple Effectue la soustraction.



$$5 - 2 = \square$$



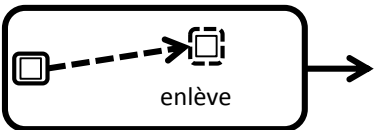
$$5 - 2 = 3$$



Bien!

Exercices Effectue la soustraction.

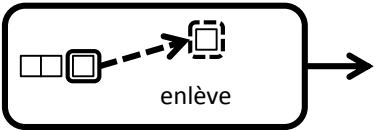
①



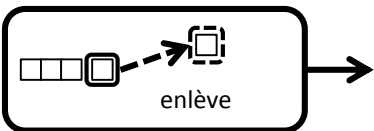
$$1 - 1 = \square$$



$$2 - 1 = \square$$

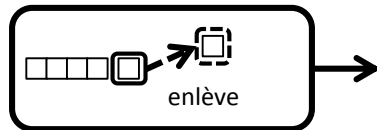


$$3 - 1 = \square$$

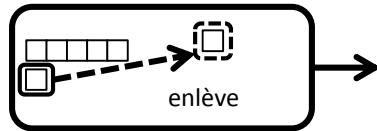


$$4 - 1 = \square$$

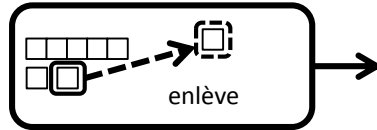
②



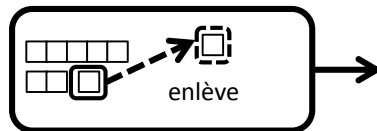
$$5 - 1 = \square$$



$$6 - 1 = \square$$



$$7 - 1 = \square$$



$$8 - 1 = \square$$

Exercices

Effectue la soustraction.

③

enlève

$$9 - 1 = \square$$

④

enlève

$$2 - 2 = \square$$

enlève

$$3 - 2 = \square$$

enlève

$$4 - 2 = \square$$

enlève

$$5 - 2 = \square$$
1ère Correction

⑤

enlève

$$6 - 2 = \square$$

enlève

$$7 - 2 = \square$$

enlève

$$8 - 2 = \square$$

enlève

$$9 - 2 = \square$$
2ème Correction

Exercices

Effectue la soustraction.

⑥

enlève

$$3 - 3 = \square$$

enlève

$$4 - 3 = \square$$

enlève

$$5 - 3 = \square$$

enlève

$$6 - 3 = \square$$

enlève

$$7 - 3 = \square$$

⑦

enlève

$$8 - 3 = \square$$

enlève

$$9 - 3 = \square$$

⑧

enlève

$$4 - 4 = \square$$

enlève

$$5 - 4 = \square$$

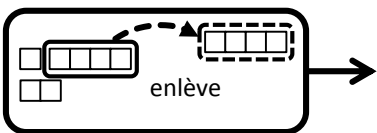
enlève

$$6 - 4 = \square$$

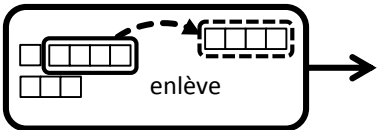
Exercices

Effectue la soustraction.

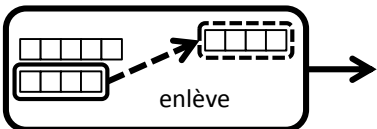
⑨



$$7 - 4 = \square$$

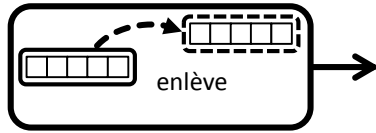


$$8 - 4 = \square$$

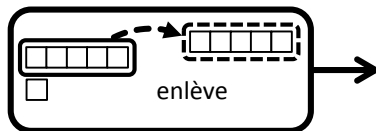


$$9 - 4 = \square$$

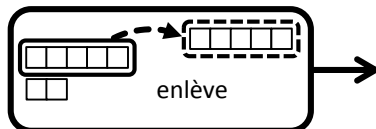
⑩



$$5 - 5 = \square$$

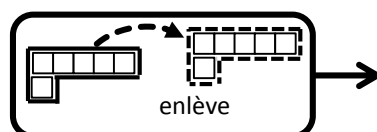


$$6 - 5 = \square$$

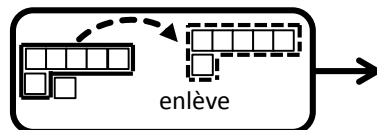


$$7 - 5 = \square$$

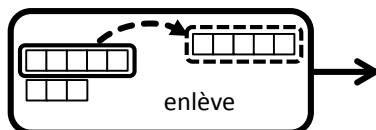
⑪



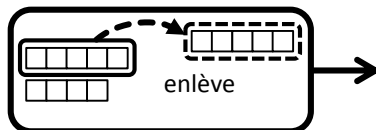
$$6 - 6 = \square$$



$$7 - 6 = \square$$



$$8 - 5 = \square$$



$$9 - 5 = \square$$

Exercices

Effectue la soustraction.

12

Diagram illustrating the subtraction of 6 from 8 using ten blocks. The number 8 is represented by one ten-block and two one-blocks. An arrow points to a ten-block with 6 blocks removed (indicated by a dashed line), and the word "enlève" is written below. An arrow points to the equation $8 - 6 = \square$.

Diagram illustrating the subtraction of 6 from 9 using ten blocks. The number 9 is represented by one ten-block and one one-block. An arrow points to a ten-block with 6 blocks removed (indicated by a dashed line), and the word "enlève" is written below. An arrow points to the equation $9 - 6 = \square$.

14

Diagram illustrating the subtraction of 8 from 8 using ten blocks. The number 8 is represented by one ten-block and two one-blocks. An arrow points to a ten-block with 8 blocks removed (indicated by a dashed line), and the word "enlève" is written below. An arrow points to the equation $8 - 8 = \square$.

Diagram illustrating the subtraction of 8 from 9 using ten blocks. The number 9 is represented by one ten-block and one one-block. An arrow points to a ten-block with 8 blocks removed (indicated by a dashed line), and the word "enlève" is written below. An arrow points to the equation $9 - 8 = \square$.

13

Diagram illustrating the subtraction of 7 from 7 using ten blocks. The number 7 is represented by one ten-block and seven one-blocks. An arrow points to a ten-block with 7 blocks removed (indicated by a dashed line), and the word "enlève" is written below. An arrow points to the equation $7 - 7 = \square$.

Diagram illustrating the subtraction of 7 from 8 using ten blocks. The number 8 is represented by one ten-block and two one-blocks. An arrow points to a ten-block with 7 blocks removed (indicated by a dashed line), and the word "enlève" is written below. An arrow points to the equation $8 - 7 = \square$.

Diagram illustrating the subtraction of 7 from 9 using ten blocks. The number 9 is represented by one ten-block and one one-block. An arrow points to a ten-block with 7 blocks removed (indicated by a dashed line), and the word "enlève" is written below. An arrow points to the equation $9 - 7 = \square$.

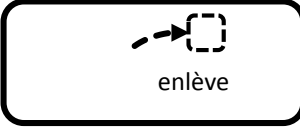
15

Diagram illustrating the subtraction of 9 from 9 using ten blocks. The number 9 is represented by one ten-block and one one-block. An arrow points to a ten-block with 9 blocks removed (indicated by a dashed line), and the word "enlève" is written below. An arrow points to the equation $9 - 9 = \square$.

Exercices

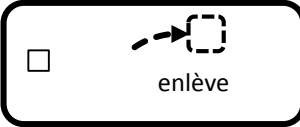
Effectue la soustraction.

⑩



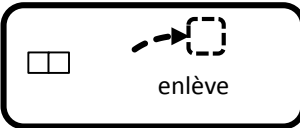
enlève →

$$0 - 0 = \square$$



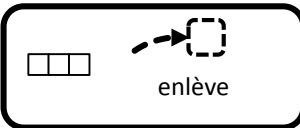
enlève →

$$1 - 0 = \square$$



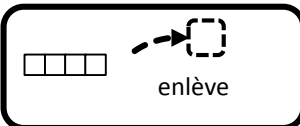
enlève →

$$2 - 0 = \square$$



enlève →

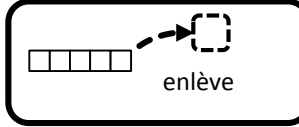
$$3 - 0 = \square$$



enlève →

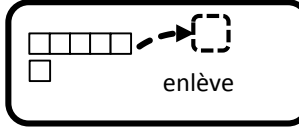
$$4 - 0 = \square$$

⑪



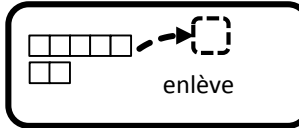
enlève →

$$5 - 0 = \square$$



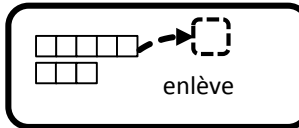
enlève →

$$6 - 0 = \square$$



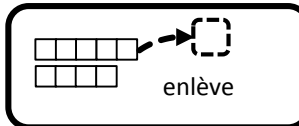
enlève →

$$7 - 0 = \square$$



enlève →

$$8 - 0 = \square$$



enlève →

$$9 - 0 = \square$$

Exemple Effectue la soustraction.



Bien!



$$\boxed{4} - \boxed{3} = \boxed{} \Rightarrow \boxed{4} - \boxed{3} = \boxed{1}$$

Exercices Effectue la soustraction.

①

$$\boxed{0} - \boxed{0} = \boxed{}$$

$$\boxed{1} - \boxed{0} = \boxed{}$$

$$\boxed{2} - \boxed{0} = \boxed{}$$

$$\boxed{3} - \boxed{0} = \boxed{}$$

$$\boxed{4} - \boxed{0} = \boxed{}$$

$$\boxed{5} - \boxed{0} = \boxed{}$$

$$\boxed{6} - \boxed{0} = \boxed{}$$

$$\boxed{7} - \boxed{0} = \boxed{}$$

②

$$\boxed{8} - \boxed{0} = \boxed{}$$

$$\boxed{9} - \boxed{0} = \boxed{}$$

③

$$\boxed{1} - \boxed{1} = \boxed{}$$

$$\boxed{2} - \boxed{1} = \boxed{}$$

$$\boxed{3} - \boxed{1} = \boxed{}$$

$$\boxed{4} - \boxed{1} = \boxed{}$$

$$\boxed{5} - \boxed{1} = \boxed{}$$

$$\boxed{6} - \boxed{1} = \boxed{}$$

Exercices

Effectue la soustraction.

④

$$\boxed{7} - \boxed{1} = \boxed{}$$

$$\boxed{8} - \boxed{1} = \boxed{}$$

$$\boxed{9} - \boxed{1} = \boxed{}$$

⑤

$$\boxed{2} - \boxed{2} = \boxed{}$$

$$\boxed{3} - \boxed{2} = \boxed{}$$

$$\boxed{4} - \boxed{2} = \boxed{}$$

$$\boxed{5} - \boxed{2} = \boxed{}$$

$$\boxed{6} - \boxed{2} = \boxed{}$$

$$\boxed{7} - \boxed{2} = \boxed{}$$

$$\boxed{8} - \boxed{2} = \boxed{}$$

$$\boxed{9} - \boxed{2} = \boxed{}$$

⑥

$$\boxed{3} - \boxed{3} = \boxed{}$$

$$\boxed{4} - \boxed{3} = \boxed{}$$

$$\boxed{5} - \boxed{3} = \boxed{}$$

$$\boxed{6} - \boxed{3} = \boxed{}$$

$$\boxed{7} - \boxed{3} = \boxed{}$$

$$\boxed{8} - \boxed{3} = \boxed{}$$

$$\boxed{9} - \boxed{3} = \boxed{}$$

Exercices

Effectue la soustraction.

⑦

$$4 - 4 = \square$$

$$5 - 4 = \square$$

$$6 - 4 = \square$$

$$7 - 4 = \square$$

$$8 - 4 = \square$$

$$9 - 4 = \square$$

⑧

$$5 - 5 = \square$$

$$6 - 5 = \square$$

$$7 - 5 = \square$$

$$8 - 5 = \square$$

$$9 - 5 = \square$$

⑨

$$7 - 7 = \square$$

$$8 - 7 = \square$$

$$9 - 7 = \square$$

⑩

$$6 - 6 = \square$$

$$7 - 6 = \square$$

$$8 - 6 = \square$$

$$9 - 6 = \square$$

Exercices

Effectue la soustraction.

⑪

$$8 - 8 = \square$$

$$9 - 8 = \square$$

⑫

$$9 - 9 = \square$$

⑬

$$0 - 0 = \square$$

$$1 - 1 = \square$$

$$2 - 2 = \square$$

$$3 - 3 = \square$$

$$4 - 4 = \square$$

$$5 - 5 = \square$$

$$6 - 6 = \square$$

$$7 - 7 = \square$$

⑭

$$8 - 8 = \square$$

$$9 - 9 = \square$$

⑮

$$1 - 0 = \square$$

$$2 - 1 = \square$$

$$3 - 2 = \square$$

$$4 - 3 = \square$$

$$5 - 4 = \square$$

Exercices

Effectue la soustraction.

⑩

$$6 - 5 = \square$$

$$7 - 6 = \square$$

$$8 - 7 = \square$$

$$9 - 8 = \square$$

⑪

$$3 - 0 = \square$$

$$4 - 1 = \square$$

$$5 - 2 = \square$$

$$6 - 3 = \square$$

$$7 - 4 = \square$$

$$8 - 5 = \square$$

⑫

$$2 - 0 = \square$$

$$3 - 1 = \square$$

$$4 - 2 = \square$$

$$5 - 3 = \square$$

$$6 - 4 = \square$$

$$7 - 5 = \square$$

$$8 - 6 = \square$$

$$9 - 7 = \square$$

⑬

$$9 - 6 = \square$$

Exercices

Effectue la soustraction.

20

$$4 - 0 = \square$$

$$5 - 1 = \square$$

$$6 - 2 = \square$$

$$7 - 3 = \square$$

$$8 - 4 = \square$$

$$9 - 5 = \square$$

21

$$5 - 0 = \square$$

$$6 - 1 = \square$$

$$7 - 2 = \square$$

$$8 - 3 = \square$$

$$9 - 4 = \square$$

23

$$6 - 0 = \square$$

$$7 - 1 = \square$$

$$8 - 2 = \square$$

$$9 - 3 = \square$$

22

$$7 - 0 = \square$$

$$8 - 1 = \square$$

$$9 - 2 = \square$$

Exercices

Effectue la soustraction.

②4

$$\boxed{8} - \boxed{0} = \boxed{}$$

$$\boxed{9} - \boxed{1} = \boxed{}$$

②5

$$\boxed{9} - \boxed{0} = \boxed{}$$

②6

$$\boxed{4} - \boxed{1} = \boxed{}$$

$$\boxed{6} - \boxed{3} = \boxed{}$$

$$\boxed{8} - \boxed{1} = \boxed{}$$

$$\boxed{5} - \boxed{4} = \boxed{}$$

$$\boxed{6} - \boxed{5} = \boxed{}$$

$$\boxed{7} - \boxed{7} = \boxed{}$$

$$\boxed{8} - \boxed{5} = \boxed{}$$

②7

$$\boxed{7} - \boxed{0} = \boxed{}$$

$$\boxed{3} - \boxed{2} = \boxed{}$$

$$\boxed{4} - \boxed{3} = \boxed{}$$

$$\boxed{9} - \boxed{7} = \boxed{}$$

$$\boxed{6} - \boxed{2} = \boxed{}$$

$$\boxed{8} - \boxed{3} = \boxed{}$$

$$\boxed{9} - \boxed{1} = \boxed{}$$

Exercices

Effectue la soustraction.

28

$$\boxed{3} - \boxed{0} = \boxed{}$$

$$\boxed{6} - \boxed{1} = \boxed{}$$

$$\boxed{4} - \boxed{2} = \boxed{}$$

$$\boxed{9} - \boxed{6} = \boxed{}$$

$$\boxed{6} - \boxed{4} = \boxed{}$$

$$\boxed{9} - \boxed{5} = \boxed{}$$

$$\boxed{5} - \boxed{3} = \boxed{}$$

$$\boxed{8} - \boxed{2} = \boxed{}$$

$$\boxed{7} - \boxed{4} = \boxed{}$$

29

$$\boxed{5} - \boxed{2} = \boxed{}$$

$$\boxed{7} - \boxed{3} = \boxed{}$$

$$\boxed{8} - \boxed{7} = \boxed{}$$

$$\boxed{7} - \boxed{5} = \boxed{}$$

$$\boxed{9} - \boxed{9} = \boxed{}$$

$$\boxed{8} - \boxed{6} = \boxed{}$$

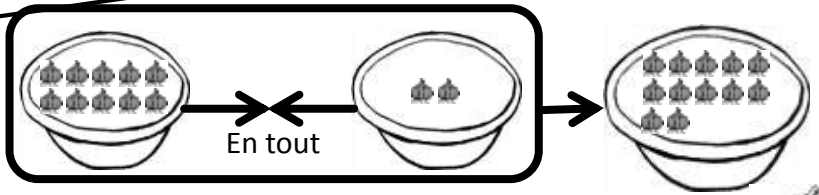
$$\boxed{7} - \boxed{2} = \boxed{}$$

$$\boxed{9} - \boxed{3} = \boxed{}$$

$$\boxed{8} - \boxed{4} = \boxed{}$$

1ère Correction 2ème Correction

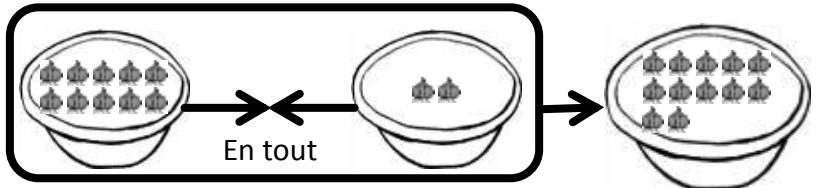
Quand on met ensemble 10 et 2, combien en tout?



C'est 12 !

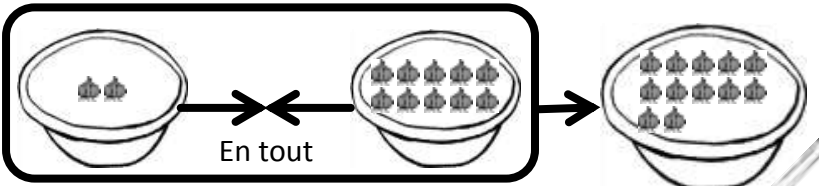


On peut
représenter cette
figure par
l'addition suivante.



$$10 + 2 = 12$$

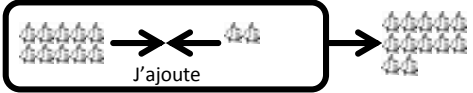
« 2 + 10 »,
ça fait
combien?



$$2 + 10 = 12$$



Exemple Effectue l'addition.



$$10 + 2 = \square$$

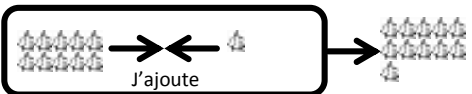


$$10 + 2 = 12$$




Exercices Effectue l'addition.

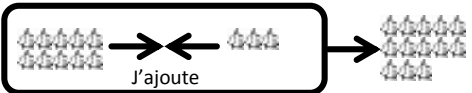
①



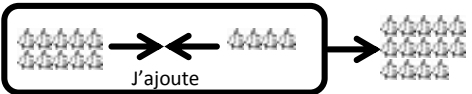
$$10 + 1 = \square$$



$$10 + 2 = \square$$

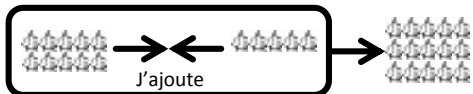


$$10 + 3 = \square$$

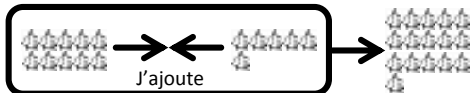


$$10 + 4 = \square$$

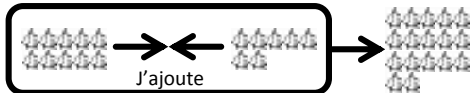
②



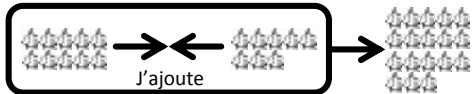
$$10 + 5 = \square$$



$$10 + 6 = \square$$



$$10 + 7 = \square$$

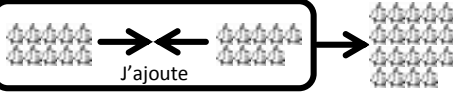


$$10 + 8 = \square$$

Exercices

Effectue l'addition.

③

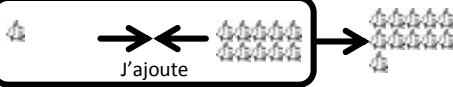


$$10 + 9 = \square$$




$$10 + 10 = \square$$


④



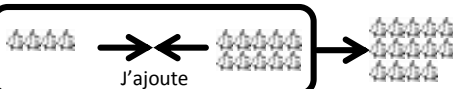
$$1 + 10 = \square$$



$$2 + 10 = \square$$

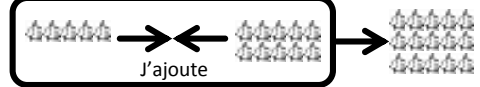


$$3 + 10 = \square$$



$$4 + 10 = \square$$

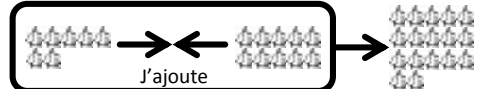
⑤



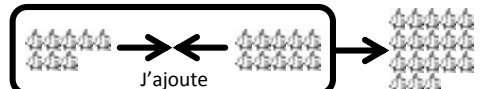
$$5 + 10 = \square$$



$$6 + 10 = \square$$



$$7 + 10 = \square$$

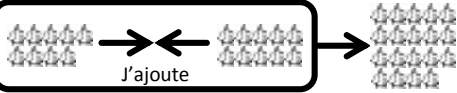


$$8 + 10 = \square$$

Exercices

Effectue l'addition.

⑥



$$9 + 10 = \square$$

$$10 + 0 = \square$$

⑦

$$10 + 0 = \square$$

$$3 + 10 = \square$$

$$6 + 10 = \square$$

$$10 + 3 = \square$$

$$10 + 4 = \square$$

$$4 + 10 = \square$$

$$8 + 10 = \square$$

$$6 + 10 = \square$$

⑧

$$0 + 10 = \square$$

$$2 + 10 = \square$$

$$10 + 5 = \square$$

$$7 + 10 = \square$$

$$9 + 10 = \square$$

$$10 + 10 = \square$$

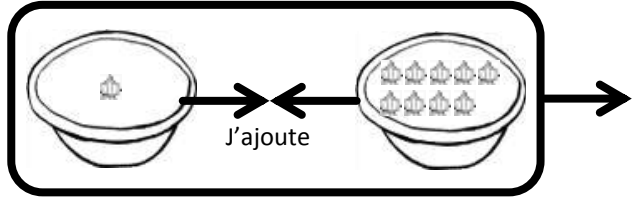
$$10 + 1 = \square$$

$$10 + 2 = \square$$

1 + 9, ça fait combien?



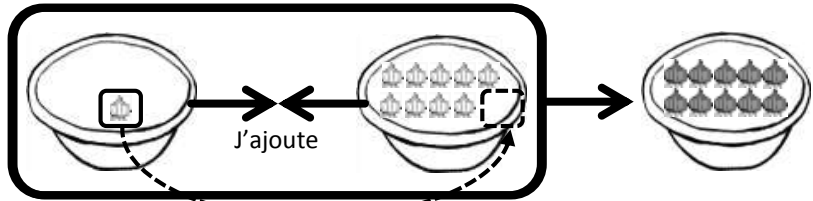
1 + 9 =



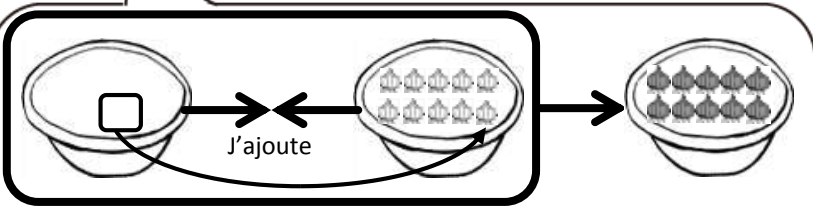
On déplace un oignon vers les 9.



1 + 9 = 10



En déplaçant un oignon vers les 9, on obtient 10, et il reste 0 dans la tasse!



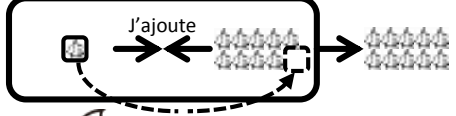
0 + 10



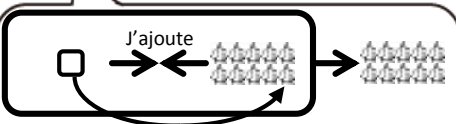
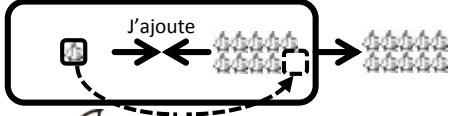


Exemple Effectue l'addition.

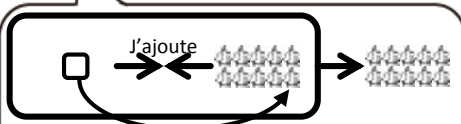
$$1 + 9 = \square$$



$$1 + 9 = 10$$



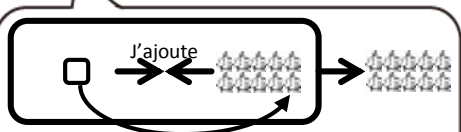
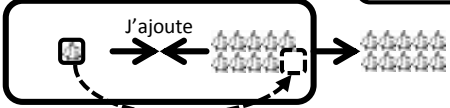
$$0 + 10$$



$$0 + 10$$

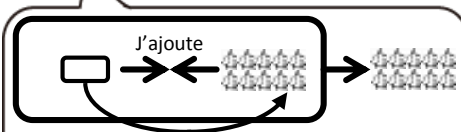
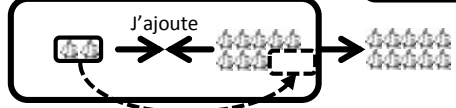
Exercices Effectue l'addition.

① $1 + 9 = \square$



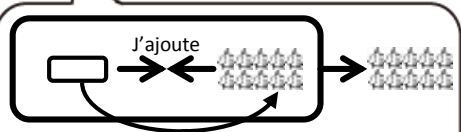
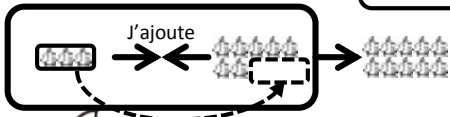
$$0 + 10$$

② $2 + 8 = \square$



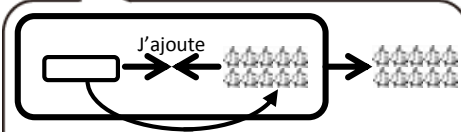
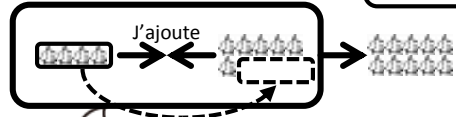
$$0 + 10$$

③ $3 + 7 = \square$



$$0 + 10$$

④ $4 + 6 = \square$

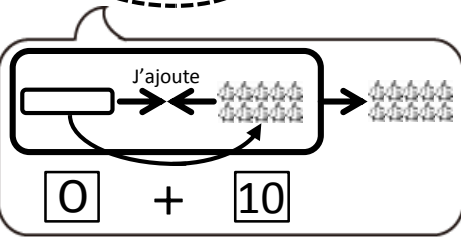
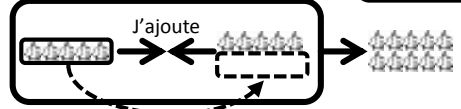


$$0 + 10$$

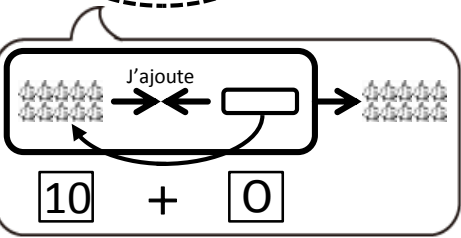
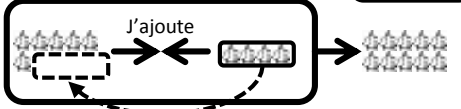
Exercices

Effectue l'addition.

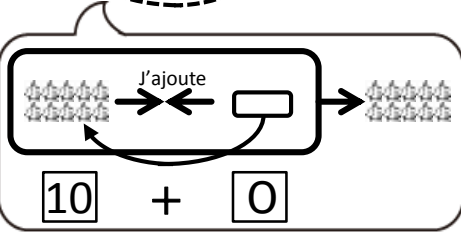
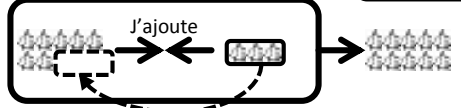
⑤ $5 + 5 = \square$



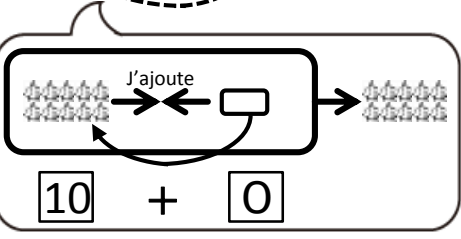
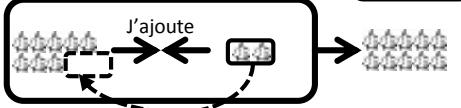
⑥ $6 + 4 = \square$



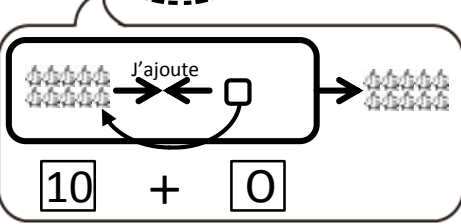
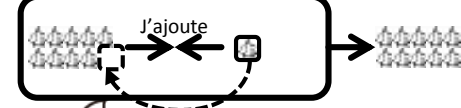
⑦ $7 + 3 = \square$



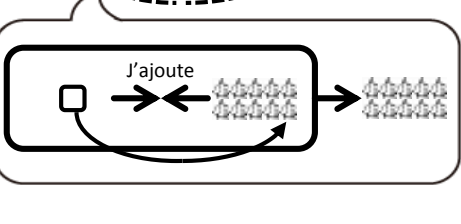
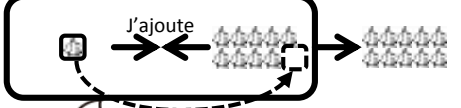
⑧ $8 + 2 = \square$



⑨ $9 + 1 = \square$



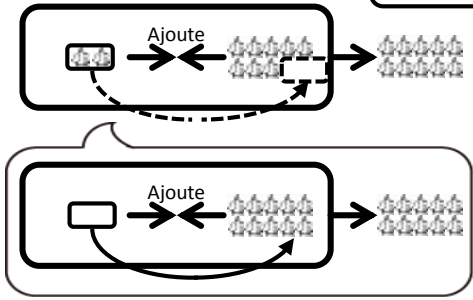
⑩ $1 + 9 = \square$



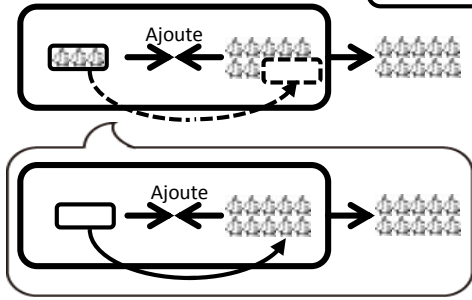
Exercices

Effectue l'addition.

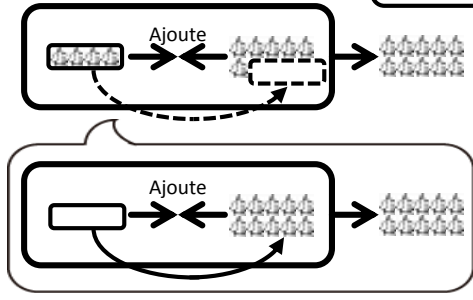
11 + =



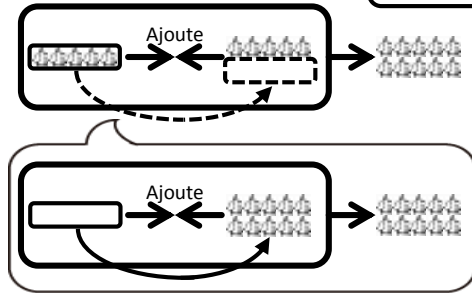
12 + =



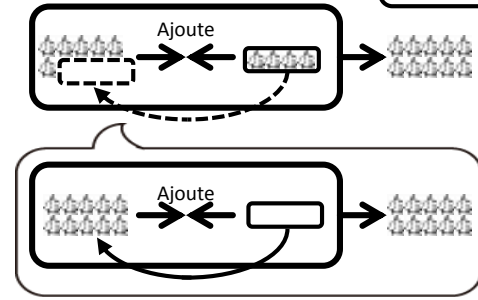
13 + =



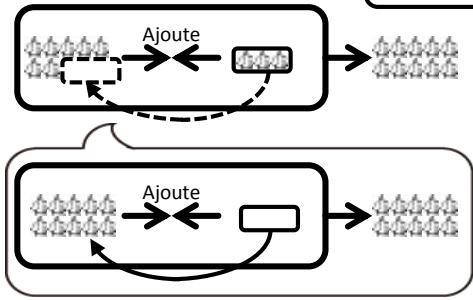
14 + =



15 + =



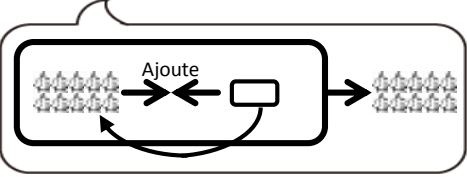
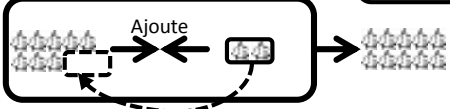
16 + =



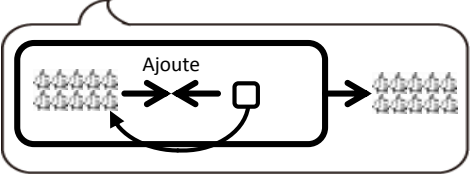
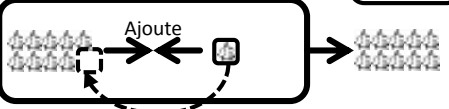
Exercices

Effectue l'addition.

17 8 + 2 =



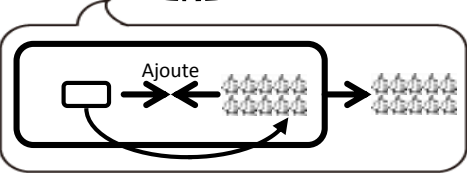
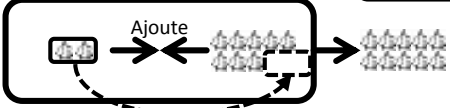
18 9 + 1 =



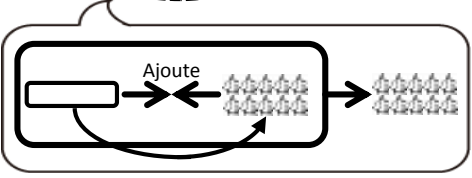
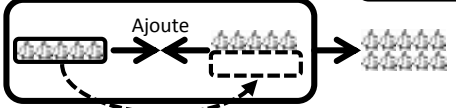
Application

Effectue l'addition.

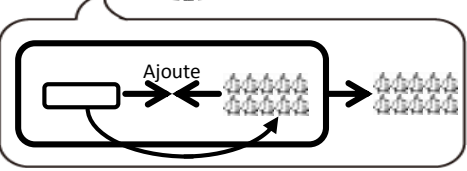
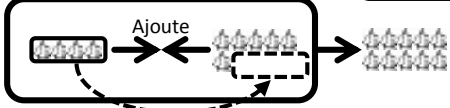
1 2 + 8 =



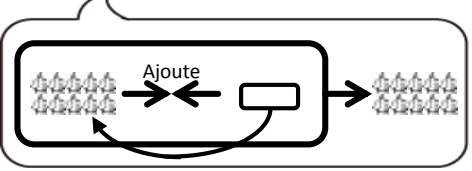
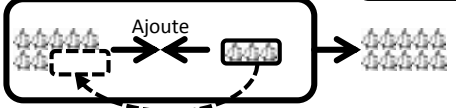
2 5 + 5 =



3 4 + 6 =

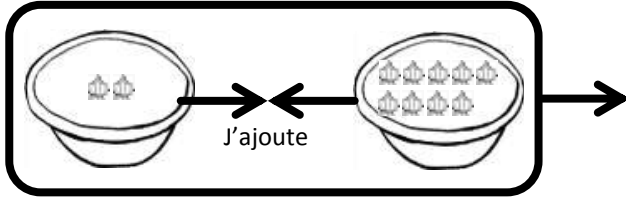


4 7 + 3 =



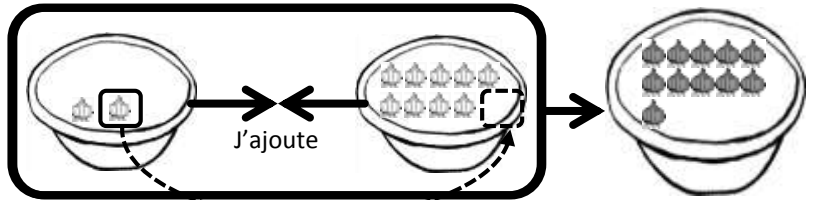
2 + 9, ça fait combien?

$$\boxed{2} + \boxed{9} = \boxed{}$$

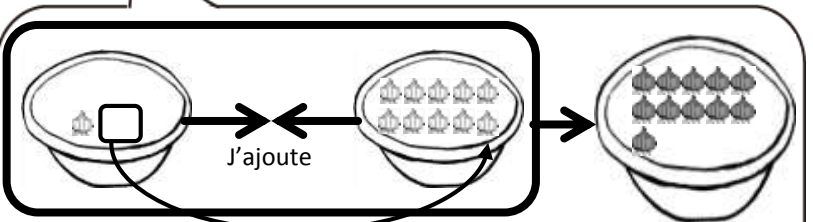


On déplace 1 oignon parmi les 2 vers les 9.

$$\boxed{2} + \boxed{9} = \boxed{11}$$



En déplaçant un oignon vers les 9, on obtient 10 et il reste 1 dans la tasse. En tout, ça fait 11!!

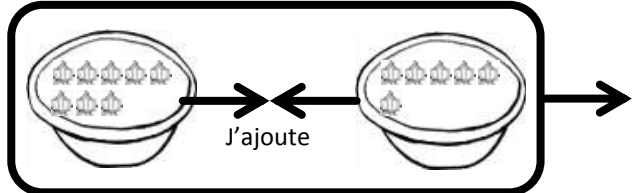


$$\boxed{1} + \boxed{10}$$



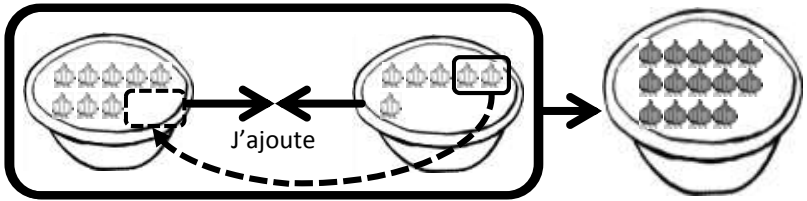
8 + 6, ça fait combien?

$$\boxed{8} + \boxed{6} = \boxed{}$$

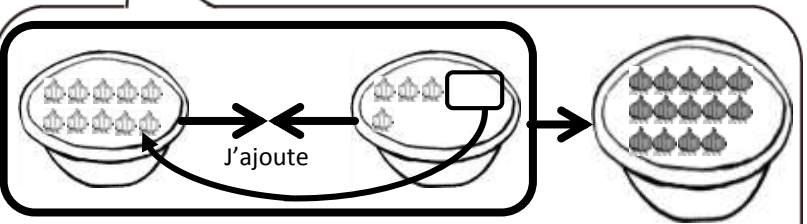


On déplace 2 oignons parmi les 6 vers les 8.

$$\boxed{8} + \boxed{6} = \boxed{14}$$



En déplaçant 2 oignons vers les 8, on obtient 10 et il reste 4 dans la tasse. En tout, ça fait 14!!



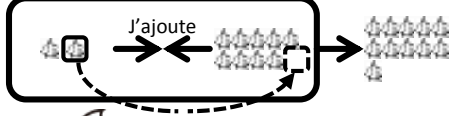
$$\boxed{10} + \boxed{4}$$



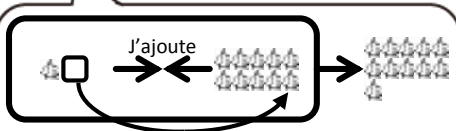
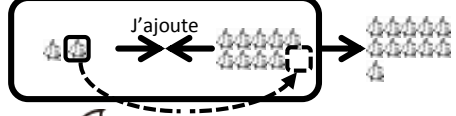


Exemple Effectue l'addition.

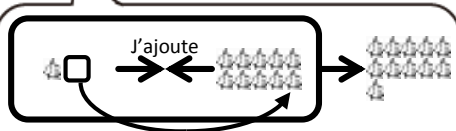
$$\boxed{2} + \boxed{9} = \boxed{}$$



$$\boxed{2} + \boxed{9} = \boxed{11}$$



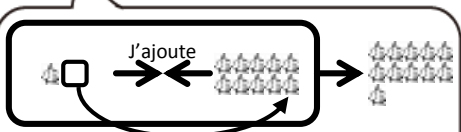
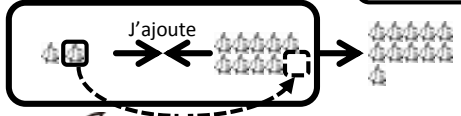
$$\boxed{1} + \boxed{10}$$



$$\boxed{1} + \boxed{10}$$

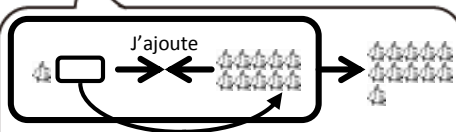
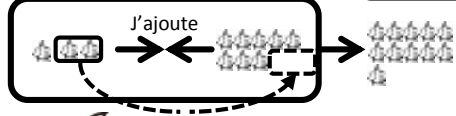
Exercices Effectue l'addition.

① $\boxed{2} + \boxed{9} = \boxed{}$



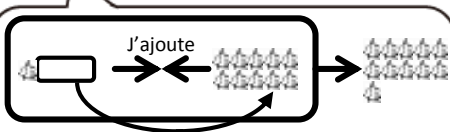
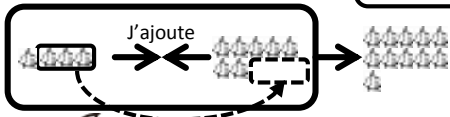
$$\boxed{1} + \boxed{10}$$

② $\boxed{3} + \boxed{8} = \boxed{}$



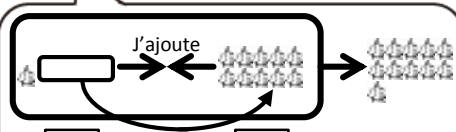
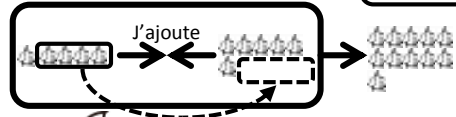
$$\boxed{1} + \boxed{10}$$

③ $\boxed{4} + \boxed{7} = \boxed{}$



$$\boxed{1} + \boxed{10}$$

④ $\boxed{5} + \boxed{6} = \boxed{}$

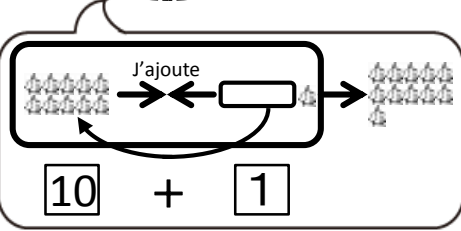
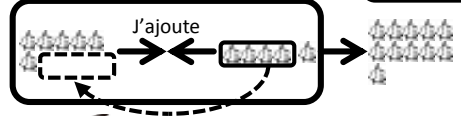


$$\boxed{1} + \boxed{10}$$

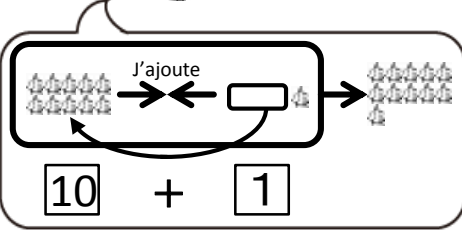
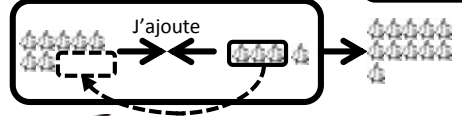
Exercices

Effectue l'addition.

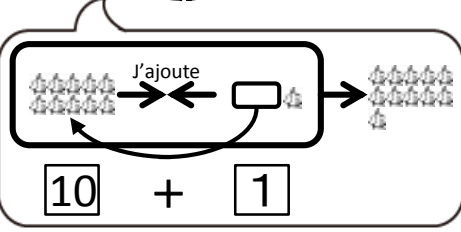
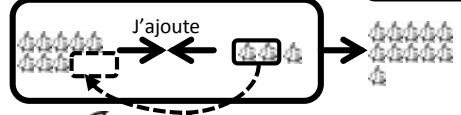
⑤ 6 + 5 =



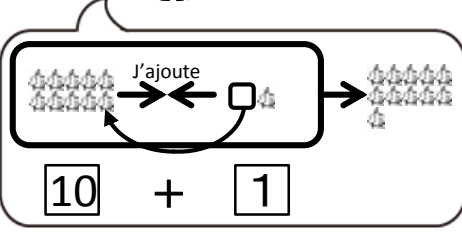
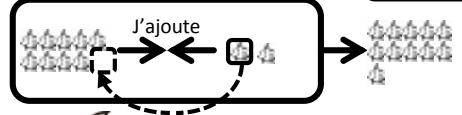
⑥ 7 + 4 =



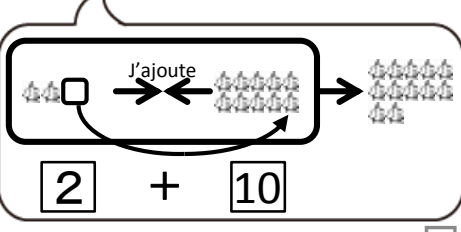
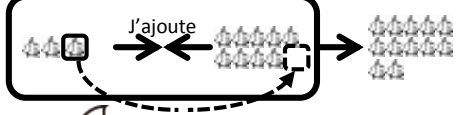
⑦ 8 + 3 =



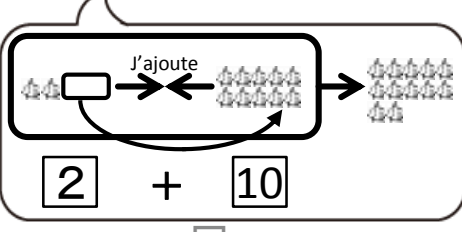
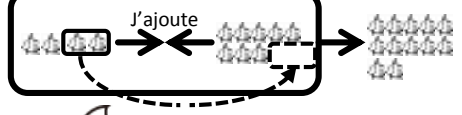
⑧ 9 + 2 =



⑨ 3 + 9 =



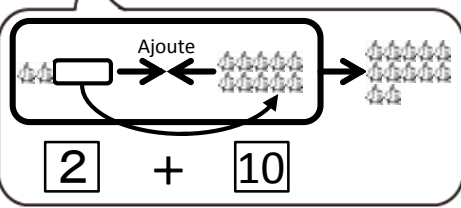
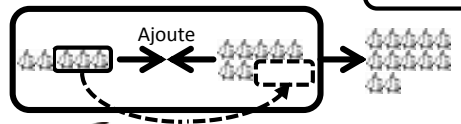
⑩ 4 + 8 =



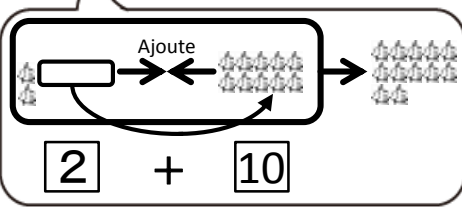
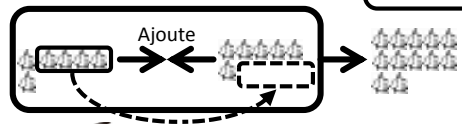
Exercices

Effectue l'addition.

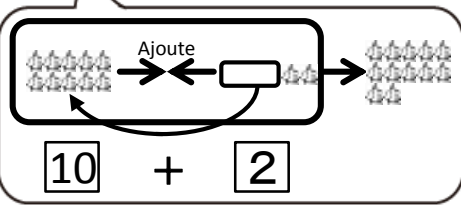
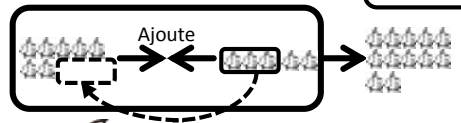
11 5 + 7 =



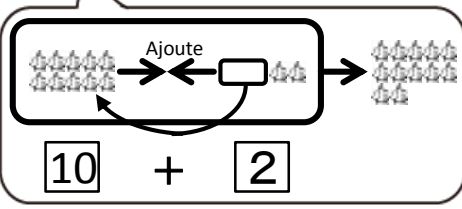
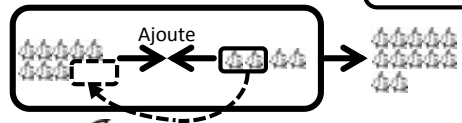
12 6 + 6 =



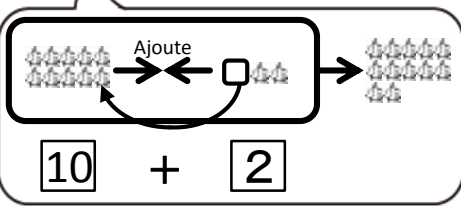
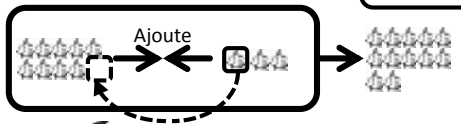
13 7 + 5 =



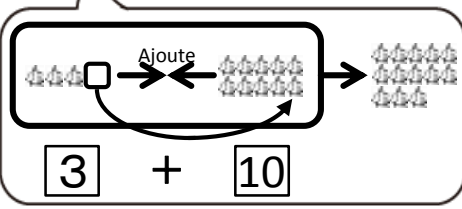
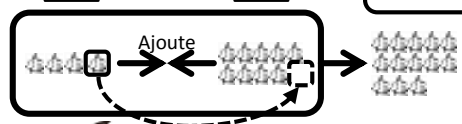
14 8 + 4 =



15 9 + 3 =



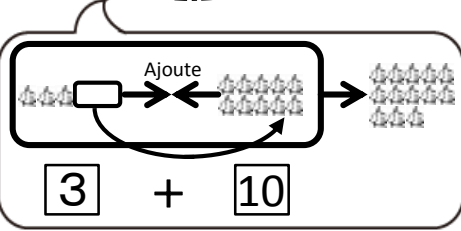
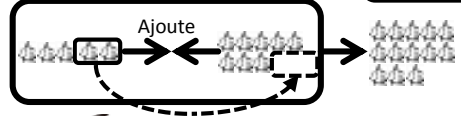
16 4 + 9 =



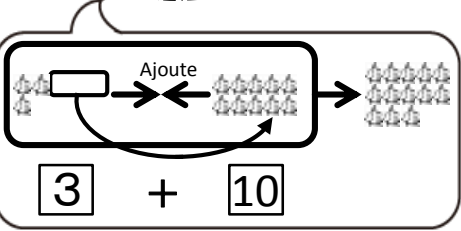
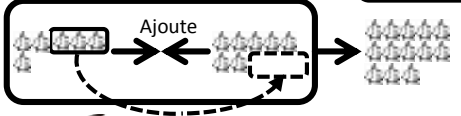
Exercices

Effectue l'addition.

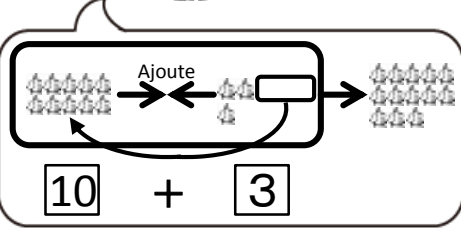
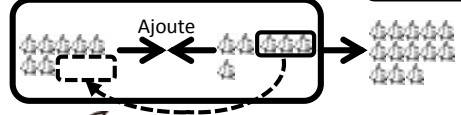
17 5 + 8 =



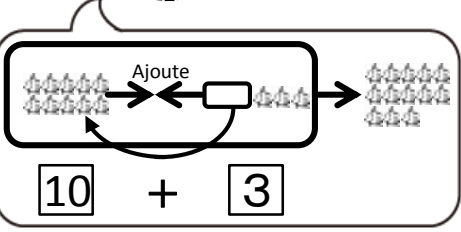
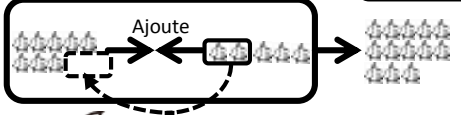
18 6 + 7 =



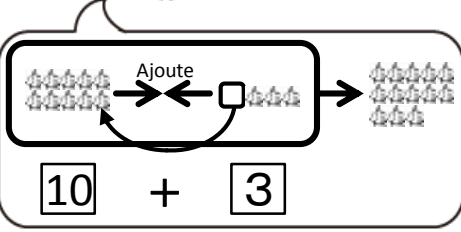
19 7 + 6 =



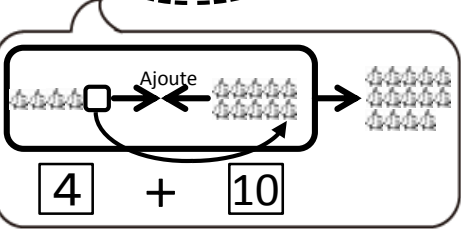
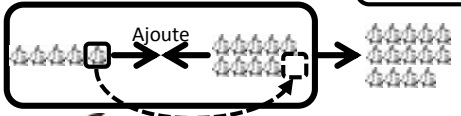
20 8 + 5 =



21 9 + 4 =



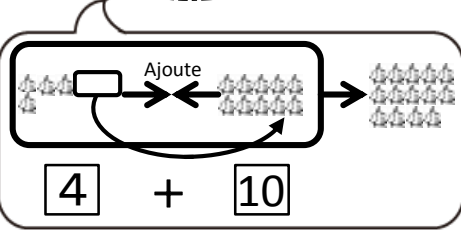
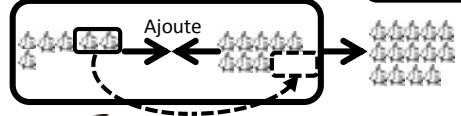
22 5 + 9 =



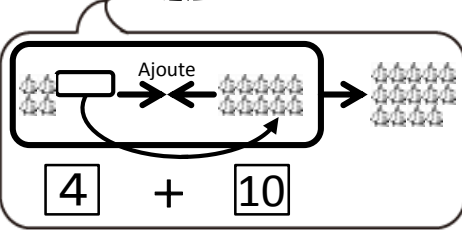
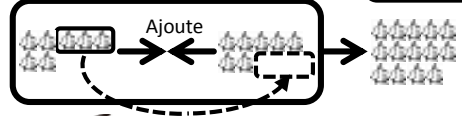
Exercices

Effectue l'addition.

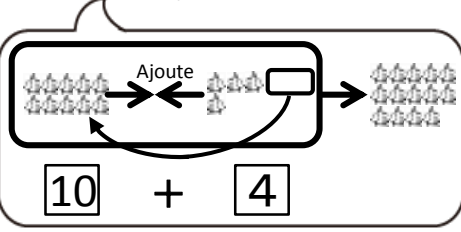
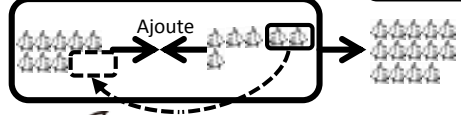
23 6 + 8 =



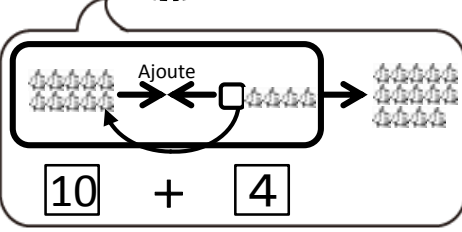
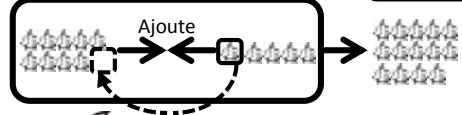
24 7 + 7 =



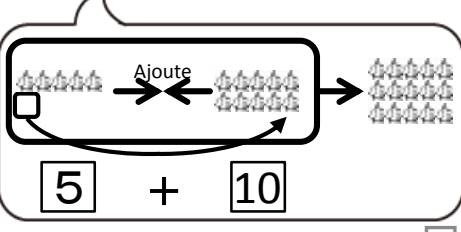
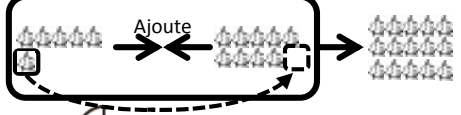
25 8 + 6 =



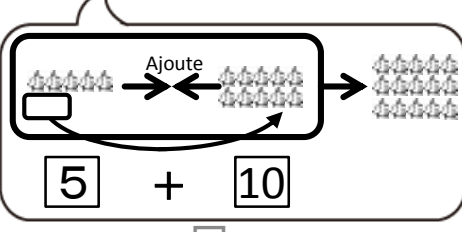
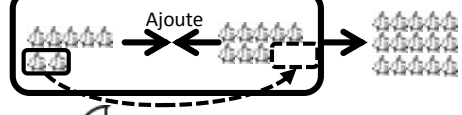
26 9 + 5 =



27 6 + 9 =



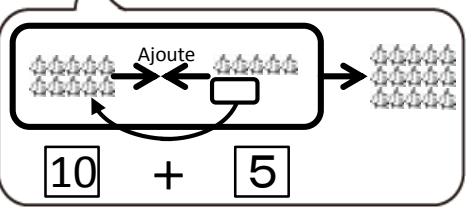
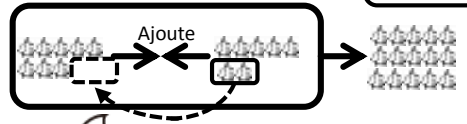
28 7 + 8 =



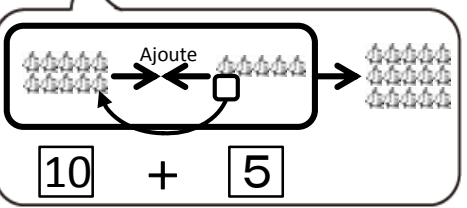
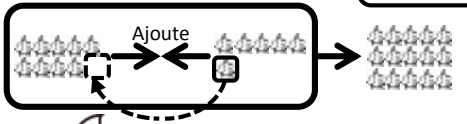
Exercices

Effectue l'addition.

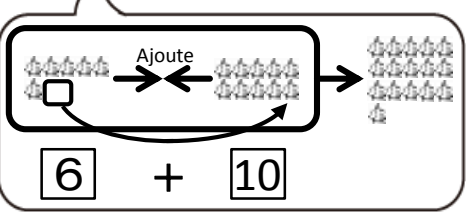
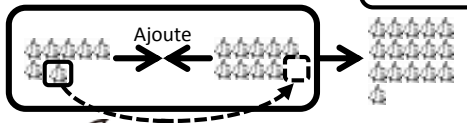
29 8 + 7 =



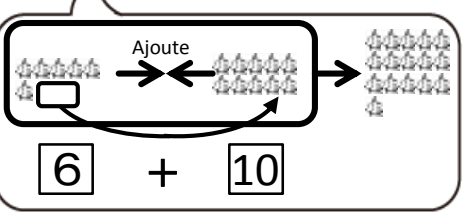
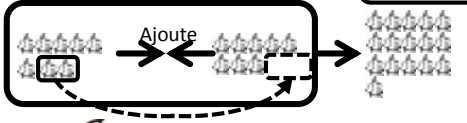
30 9 + 6 =



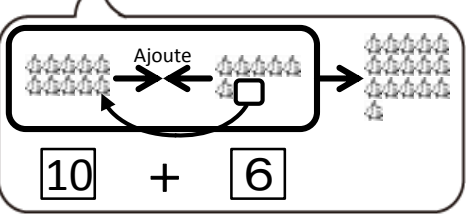
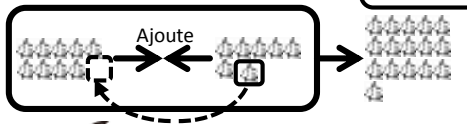
31 7 + 9 =



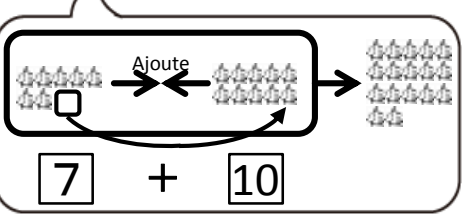
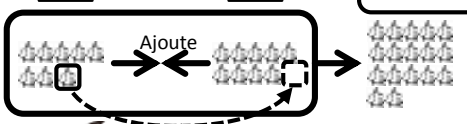
32 8 + 8 =



33 9 + 7 =



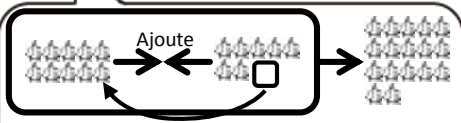
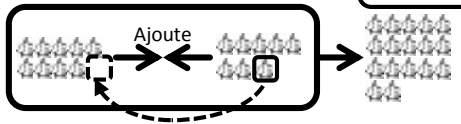
34 8 + 9 =



Exercices

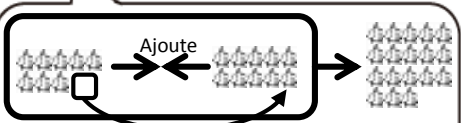
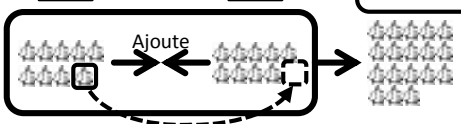
Effectue l'addition.

35 9 + 8 =



10 + 7

36 9 + 9 =

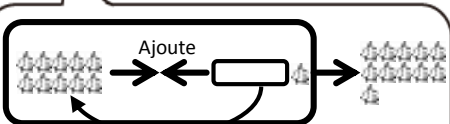
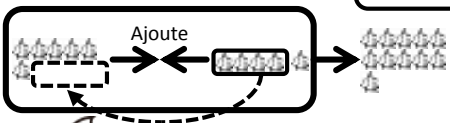


8 + 10

Application

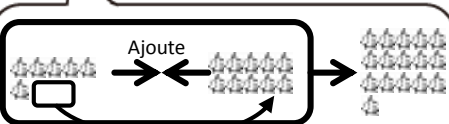
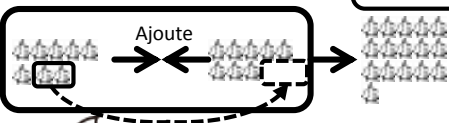
Effectue l'addition.

1 6 + 5 =



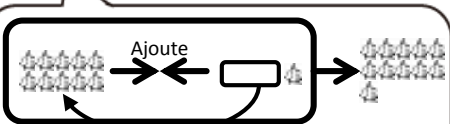
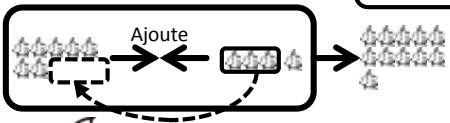
10 + 1

2 8 + 8 =



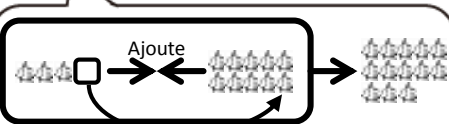
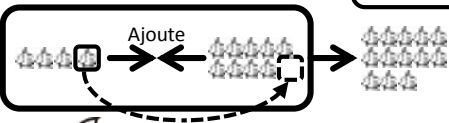
6 + 10

3 7 + 4 =



10 + 1

4 4 + 9 =

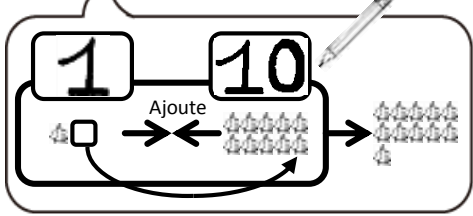
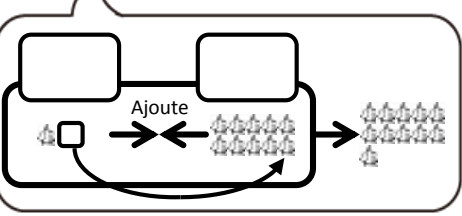
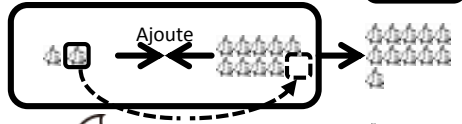
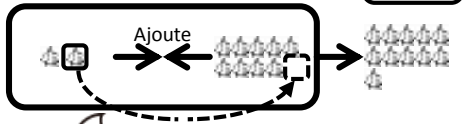


3 + 10

Exemple Ecris le nombre qui convient dans le  *Bien!* 

$$\boxed{2} + \boxed{9} = \boxed{}$$

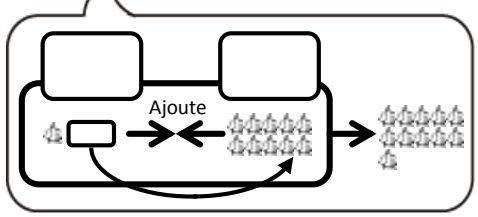
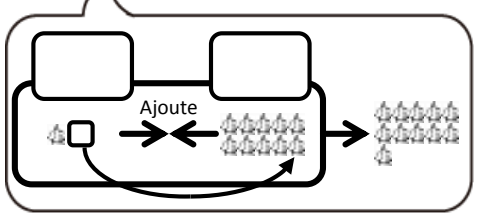
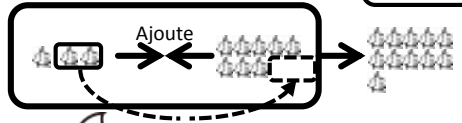
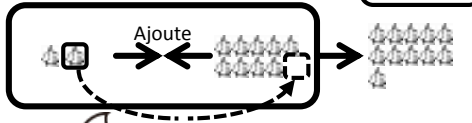
$$\boxed{2} + \boxed{9} = \boxed{11}$$



Exercices Ecris le nombre qui convient dans le .

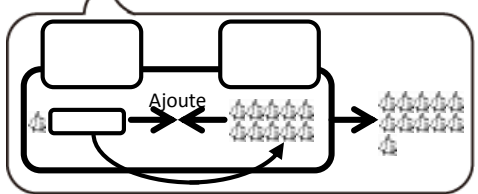
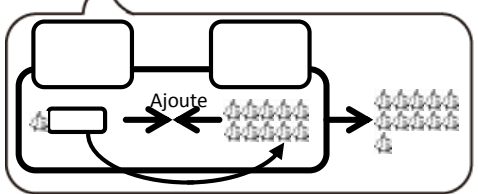
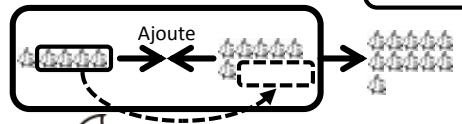
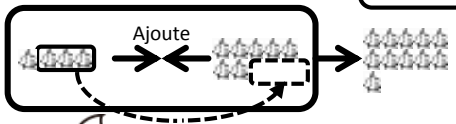
$$\textcircled{1} \quad \boxed{2} + \boxed{9} = \boxed{}$$

$$\textcircled{2} \quad \boxed{3} + \boxed{8} = \boxed{}$$



$$\textcircled{3} \quad \boxed{4} + \boxed{7} = \boxed{}$$

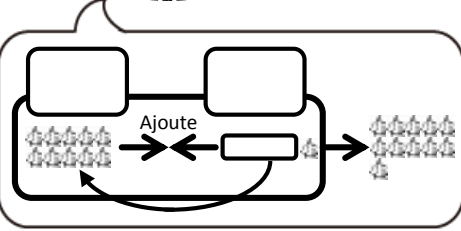
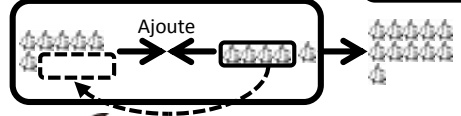
$$\textcircled{4} \quad \boxed{5} + \boxed{6} = \boxed{}$$



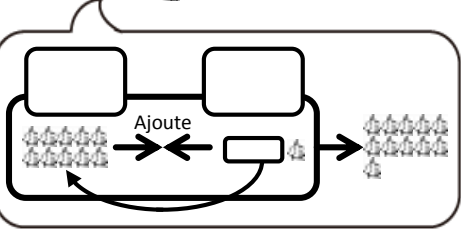
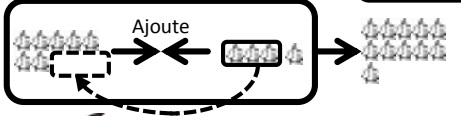
Exercices

Ecris le nombre qui convient dans le

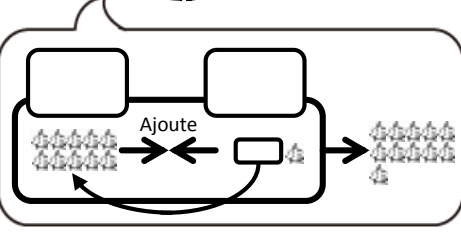
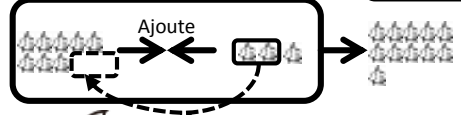
⑤ + =



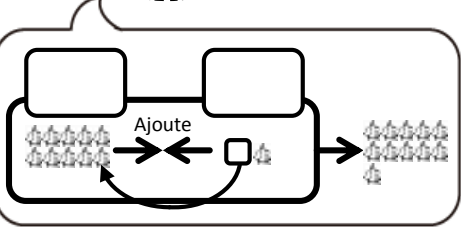
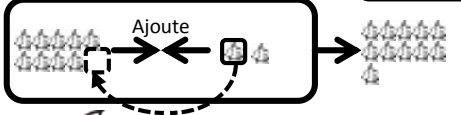
⑥ + =



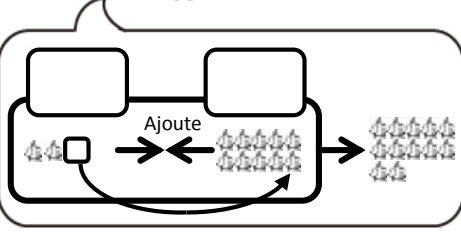
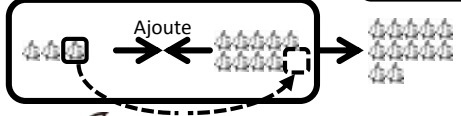
⑦ + =



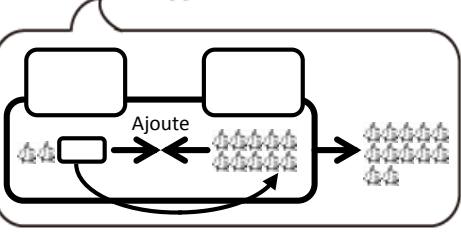
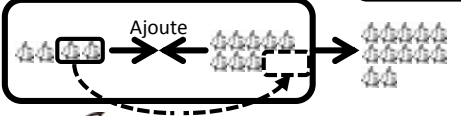
⑧ + =



⑨ + =



⑩ + =



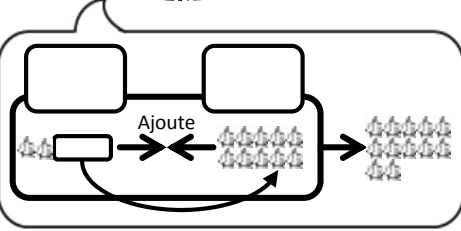
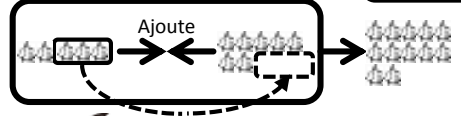
1ère Correction

2ème Correction

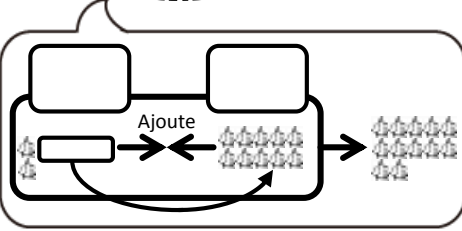
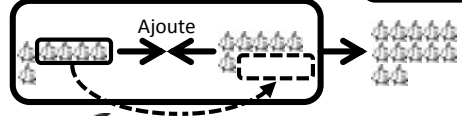
Exercices

Ecris le nombre qui convient dans le

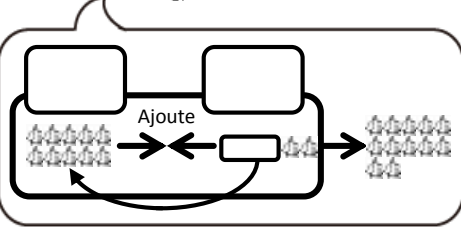
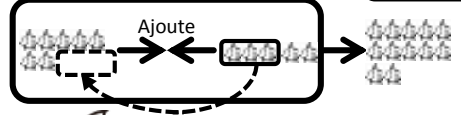
11 + =



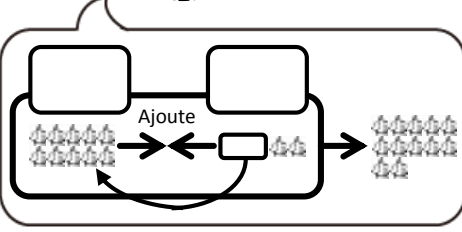
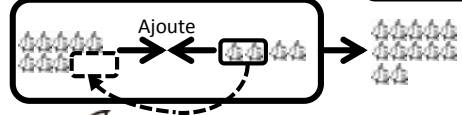
12 + =



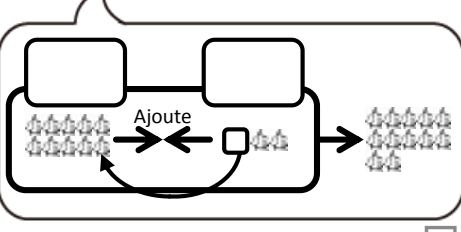
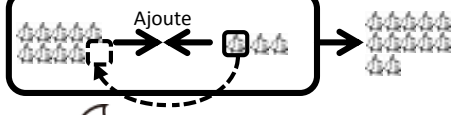
13 + =



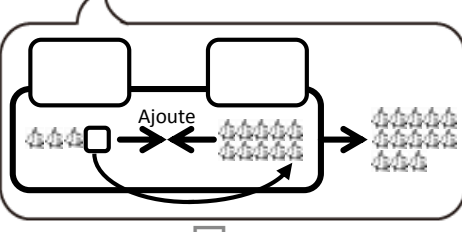
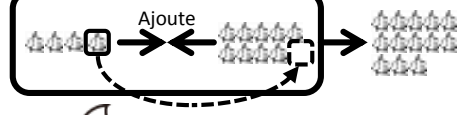
14 + =



15 + =

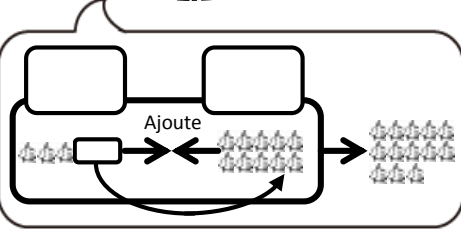
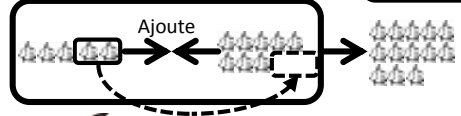


16 + =

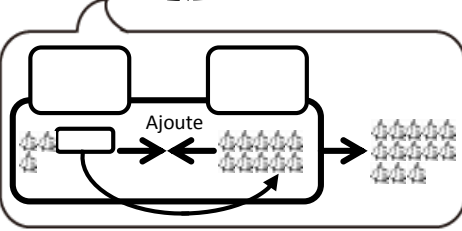
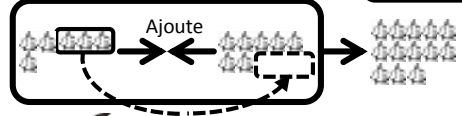


Exercices Ecris le nombre qui convient dans le

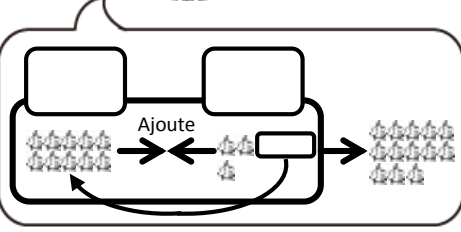
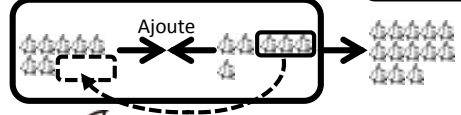
⑰ + =



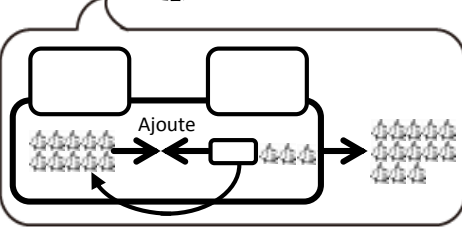
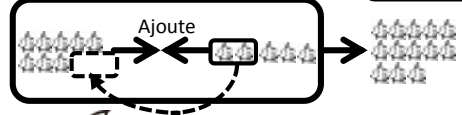
⑱ + =



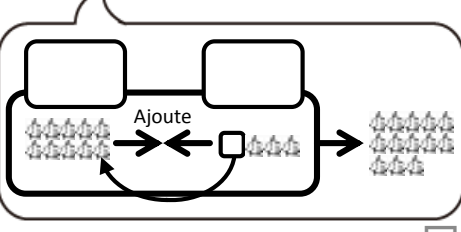
⑲ + =



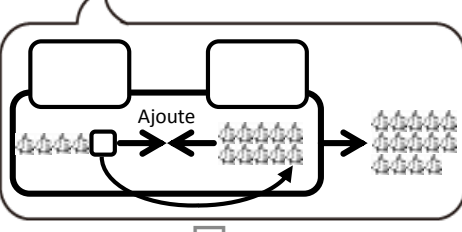
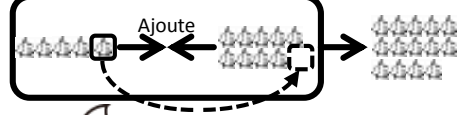
⑳ + =



㉑ + =



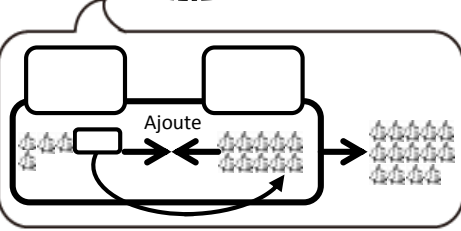
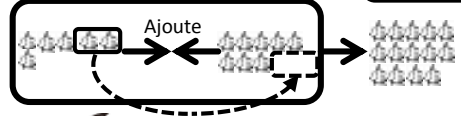
㉒ + =



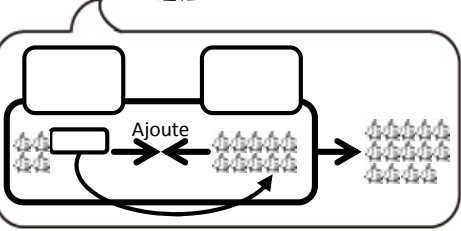
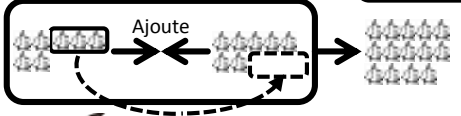
Exercices

Ecris le nombre qui convient dans le

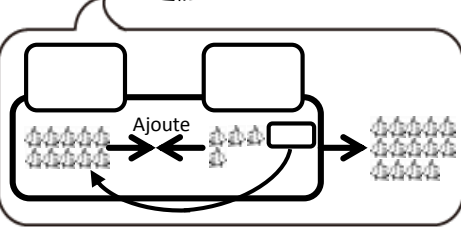
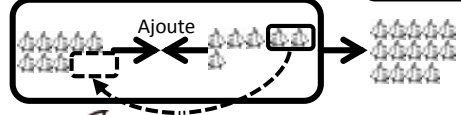
23 + =



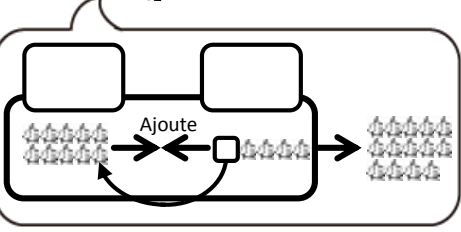
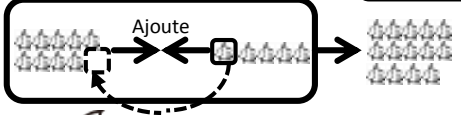
24 + =



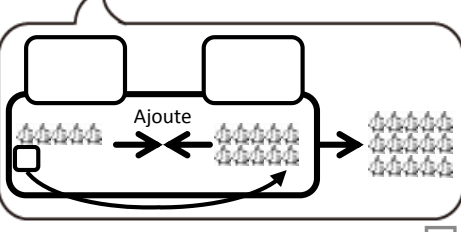
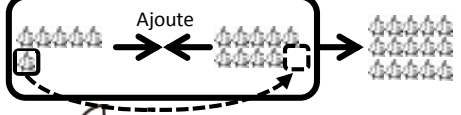
25 + =



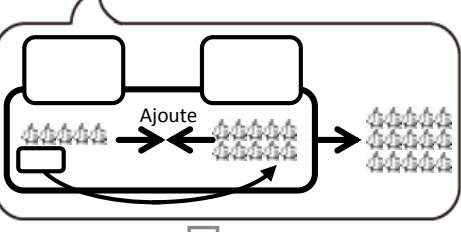
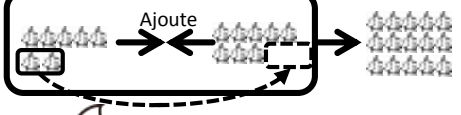
26 + =



27 + =

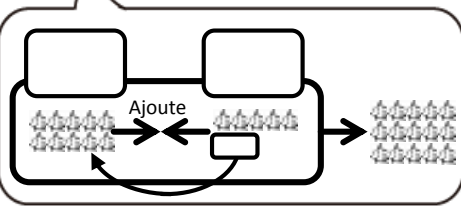
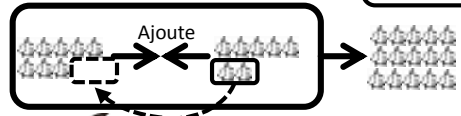


28 + =

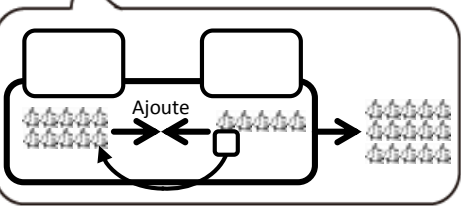


Exercices Ecris le nombre qui convient dans le .

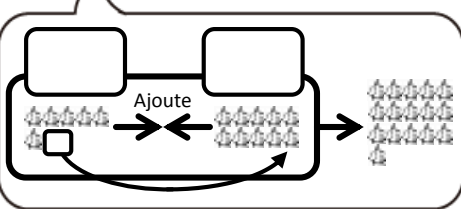
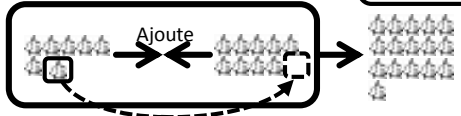
29 + =



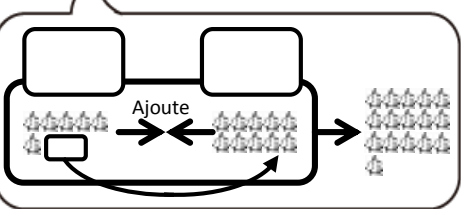
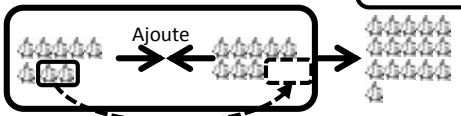
30 + =



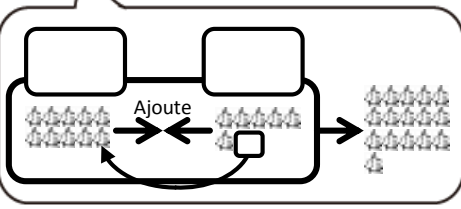
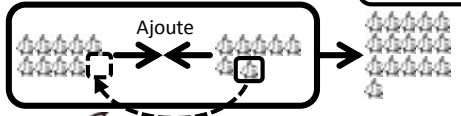
31 + =



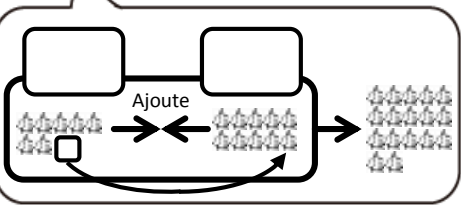
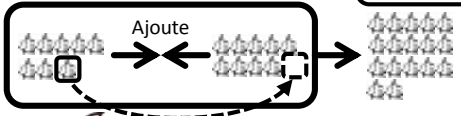
32 + =



33 + =



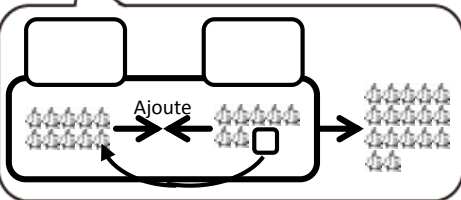
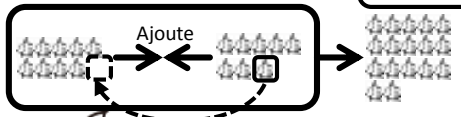
34 + =



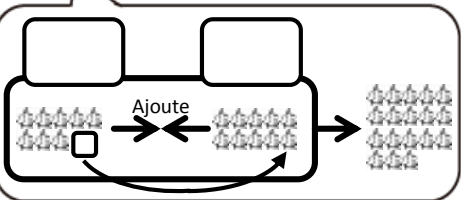
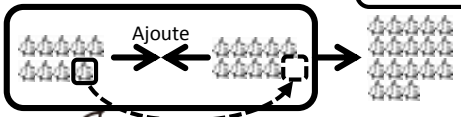
Exercices

Ecris le nombre qui convient dans le

35 + =



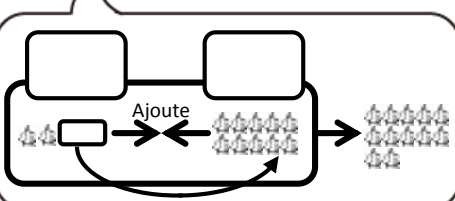
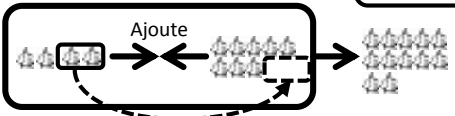
36 + =



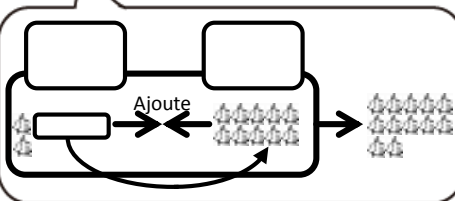
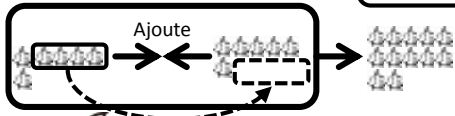
Application

Ecris le nombre qui convient dans le

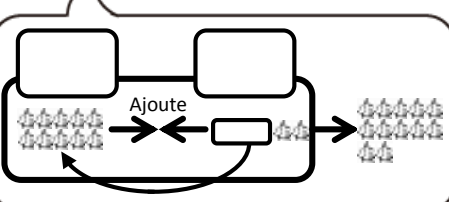
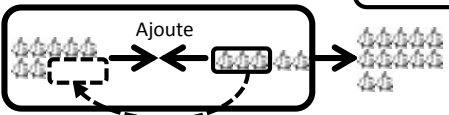
1 + =



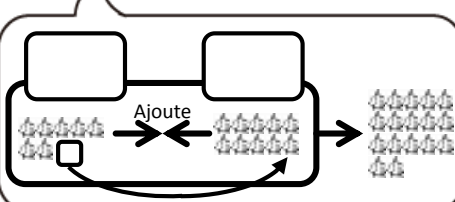
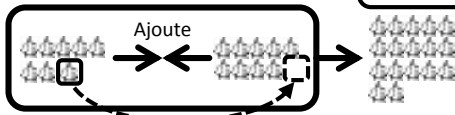
2 + =



3 + =



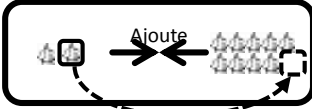
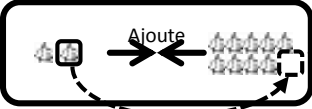
4 + =



Exemple Effectue l'addition.

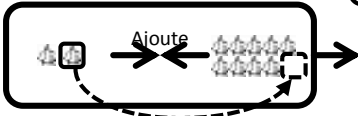


$2 + 9 = \square \Rightarrow 2 + 9 = 11$



Exercices Effectue l'addition.

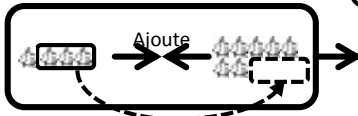
① $2 + 9 = \square$



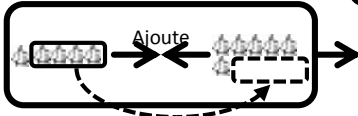
② $3 + 8 = \square$



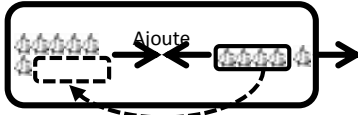
③ $4 + 7 = \square$



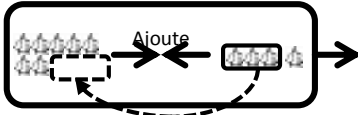
④ $5 + 6 = \square$



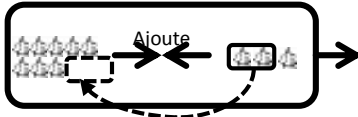
⑤ $6 + 5 = \square$



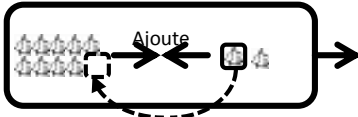
⑥ $7 + 4 = \square$



⑦ $8 + 3 = \square$



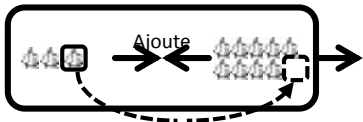
⑧ $9 + 2 = \square$



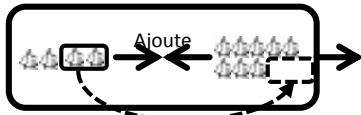
Exercices

Effectue l'addition.

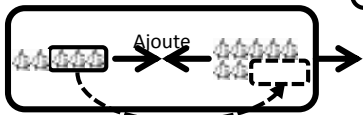
$$\textcircled{9} \quad \boxed{3} + \boxed{9} = \boxed{}$$



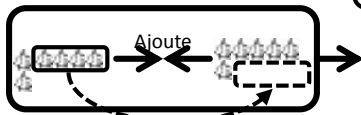
$$\textcircled{10} \quad \boxed{4} + \boxed{8} = \boxed{}$$



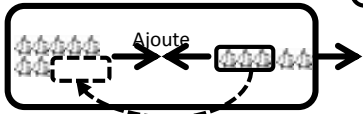
$$\textcircled{11} \quad \boxed{5} + \boxed{7} = \boxed{}$$



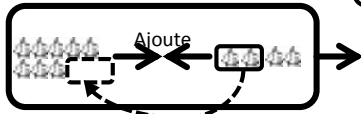
$$\textcircled{12} \quad \boxed{6} + \boxed{6} = \boxed{}$$



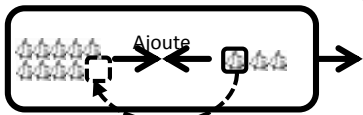
$$\textcircled{13} \quad \boxed{7} + \boxed{5} = \boxed{}$$



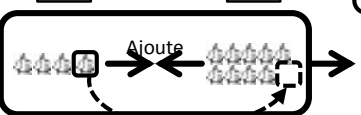
$$\textcircled{14} \quad \boxed{8} + \boxed{4} = \boxed{}$$



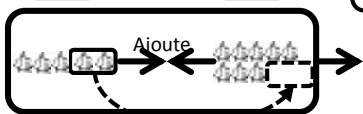
$$\textcircled{15} \quad \boxed{9} + \boxed{3} = \boxed{}$$



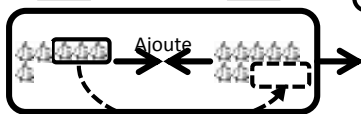
$$\textcircled{16} \quad \boxed{4} + \boxed{9} = \boxed{}$$



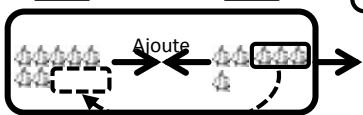
$$\textcircled{17} \quad \boxed{5} + \boxed{8} = \boxed{}$$



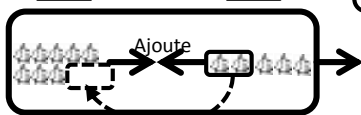
$$\textcircled{18} \quad \boxed{6} + \boxed{7} = \boxed{}$$



$$\textcircled{19} \quad \boxed{7} + \boxed{6} = \boxed{}$$



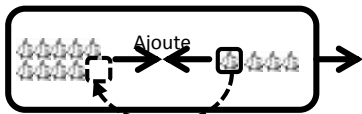
$$\textcircled{20} \quad \boxed{8} + \boxed{5} = \boxed{}$$



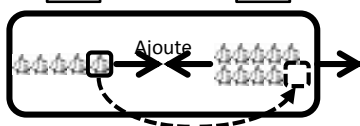
Exercices

Effectue l'addition.

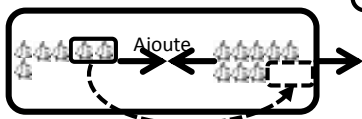
$$21 \quad \boxed{9} + \boxed{4} = \boxed{}$$



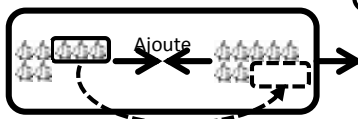
$$22 \quad \boxed{5} + \boxed{9} = \boxed{}$$



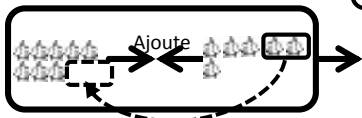
$$23 \quad \boxed{6} + \boxed{8} = \boxed{}$$



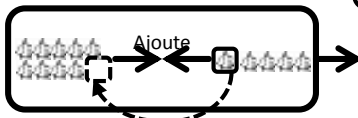
$$24 \quad \boxed{7} + \boxed{7} = \boxed{}$$



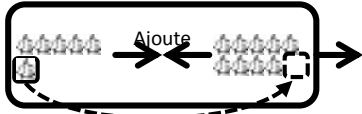
$$25 \quad \boxed{8} + \boxed{6} = \boxed{}$$



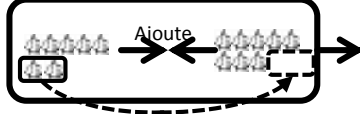
$$26 \quad \boxed{9} + \boxed{5} = \boxed{}$$



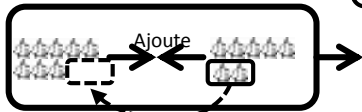
$$27 \quad \boxed{6} + \boxed{9} = \boxed{}$$



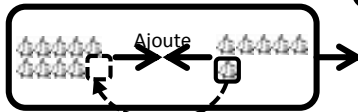
$$28 \quad \boxed{7} + \boxed{8} = \boxed{}$$



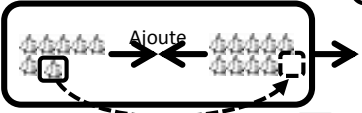
$$29 \quad \boxed{8} + \boxed{7} = \boxed{}$$



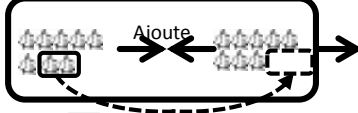
$$30 \quad \boxed{9} + \boxed{6} = \boxed{}$$



$$31 \quad \boxed{7} + \boxed{9} = \boxed{}$$



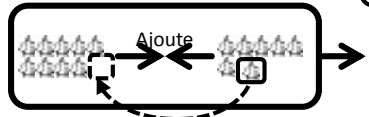
$$32 \quad \boxed{8} + \boxed{8} = \boxed{}$$

1ère Correction 2ème Correction

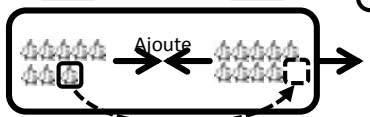
Exercices

Effectue l'addition.

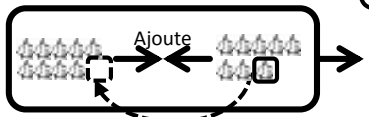
33 9 + 7 =



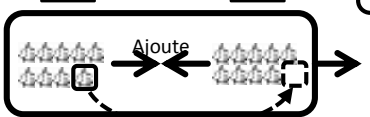
34 8 + 9 =



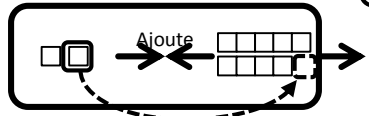
35 9 + 8 =



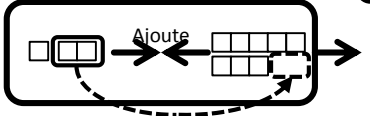
36 9 + 9 =



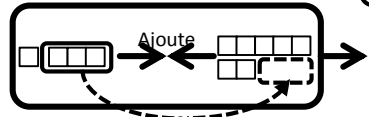
37 2 + 9 =



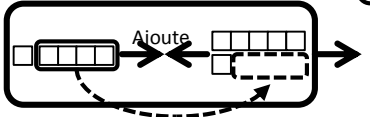
38 3 + 8 =



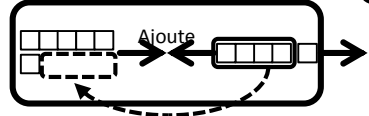
39 4 + 7 =



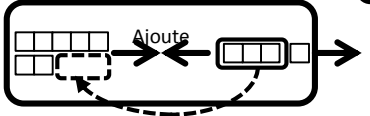
40 5 + 6 =



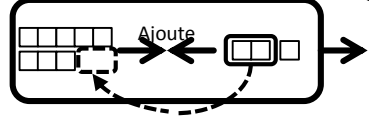
41 6 + 5 =



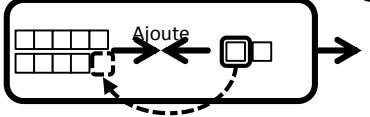
42 7 + 4 =



43 8 + 3 =



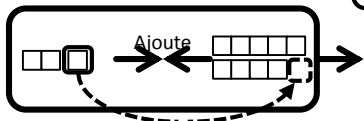
44 9 + 2 =



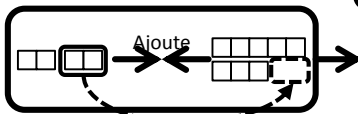
Exercices

Effectue l'addition.

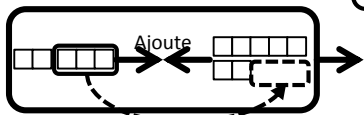
$$45 \quad \boxed{3} + \boxed{9} = \boxed{}$$



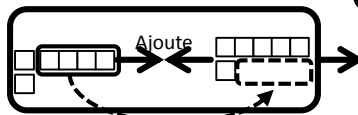
$$46 \quad \boxed{4} + \boxed{8} = \boxed{}$$



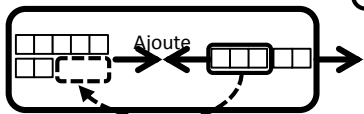
$$47 \quad \boxed{5} + \boxed{7} = \boxed{}$$



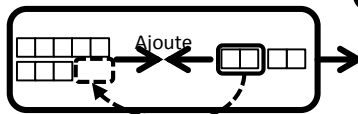
$$48 \quad \boxed{6} + \boxed{6} = \boxed{}$$



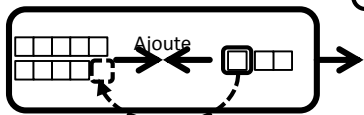
$$49 \quad \boxed{7} + \boxed{5} = \boxed{}$$



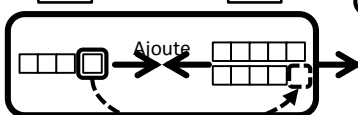
$$50 \quad \boxed{8} + \boxed{4} = \boxed{}$$



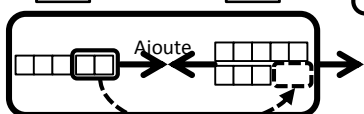
$$51 \quad \boxed{9} + \boxed{3} = \boxed{}$$



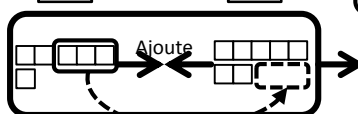
$$52 \quad \boxed{4} + \boxed{9} = \boxed{}$$



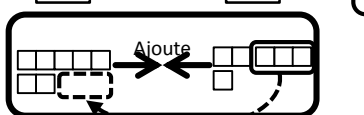
$$53 \quad \boxed{5} + \boxed{8} = \boxed{}$$



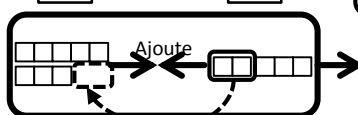
$$54 \quad \boxed{6} + \boxed{7} = \boxed{}$$



$$55 \quad \boxed{7} + \boxed{6} = \boxed{}$$



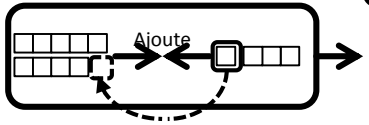
$$56 \quad \boxed{8} + \boxed{5} = \boxed{}$$



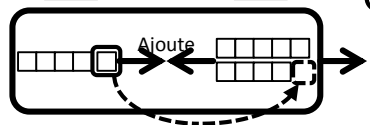
Exercices

Effectue l'addition.

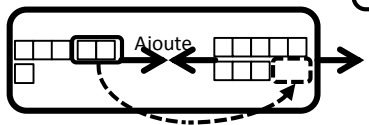
57 9 + 4 =



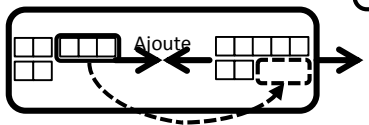
58 5 + 9 =



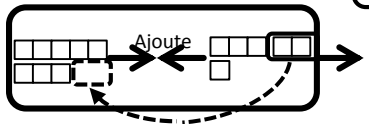
59 6 + 8 =



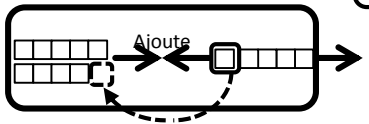
60 7 + 7 =



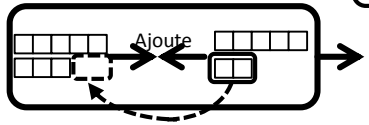
61 8 + 6 =



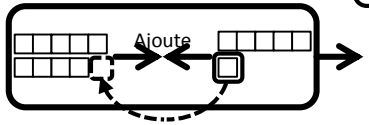
62 9 + 5 =



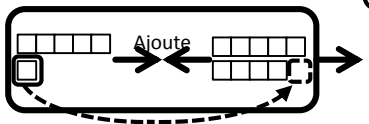
63 8 + 7 =



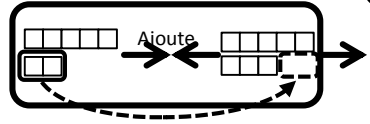
64 9 + 6 =



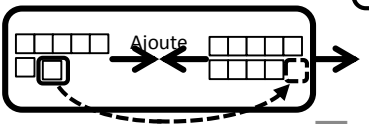
65 6 + 9 =



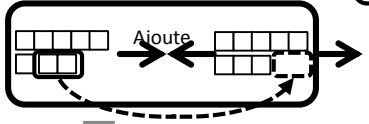
66 7 + 8 =



67 7 + 9 =



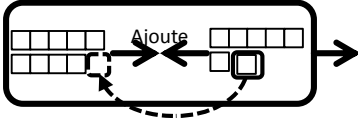
68 8 + 8 =



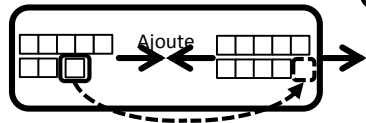
Exercices

Effectue l'addition.

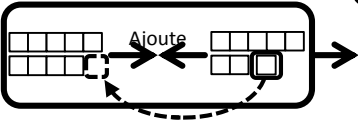
$$69 \quad \boxed{9} + \boxed{7} = \boxed{}$$



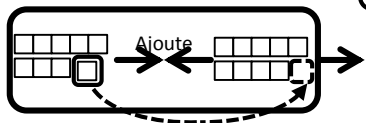
$$70 \quad \boxed{8} + \boxed{9} = \boxed{}$$



$$71 \quad \boxed{9} + \boxed{8} = \boxed{}$$



$$72 \quad \boxed{9} + \boxed{9} = \boxed{}$$



$$73 \quad \boxed{2} + \boxed{9} = \boxed{}$$

$$74 \quad \boxed{3} + \boxed{8} = \boxed{}$$

$$75 \quad \boxed{4} + \boxed{7} = \boxed{}$$

$$76 \quad \boxed{5} + \boxed{6} = \boxed{}$$

$$77 \quad \boxed{6} + \boxed{5} = \boxed{}$$

$$78 \quad \boxed{7} + \boxed{4} = \boxed{}$$

$$79 \quad \boxed{8} + \boxed{3} = \boxed{}$$

$$80 \quad \boxed{9} + \boxed{2} = \boxed{}$$

$$81 \quad \boxed{3} + \boxed{9} = \boxed{}$$

$$82 \quad \boxed{4} + \boxed{8} = \boxed{}$$

$$83 \quad \boxed{5} + \boxed{7} = \boxed{}$$

$$84 \quad \boxed{6} + \boxed{6} = \boxed{}$$

$$85 \quad \boxed{7} + \boxed{5} = \boxed{}$$

$$86 \quad \boxed{8} + \boxed{4} = \boxed{}$$

$$87 \quad \boxed{9} + \boxed{3} = \boxed{}$$

$$88 \quad \boxed{4} + \boxed{9} = \boxed{}$$

Exercices

Effectue l'addition.

$$89 \quad \boxed{5} + \boxed{8} = \boxed{}$$

$$90 \quad \boxed{6} + \boxed{7} = \boxed{}$$

$$91 \quad \boxed{7} + \boxed{6} = \boxed{}$$

$$92 \quad \boxed{8} + \boxed{5} = \boxed{}$$

$$93 \quad \boxed{9} + \boxed{4} = \boxed{}$$

$$94 \quad \boxed{5} + \boxed{9} = \boxed{}$$

$$95 \quad \boxed{6} + \boxed{8} = \boxed{}$$

$$96 \quad \boxed{7} + \boxed{7} = \boxed{}$$

$$97 \quad \boxed{8} + \boxed{6} = \boxed{}$$

$$98 \quad \boxed{9} + \boxed{5} = \boxed{}$$

$$99 \quad \boxed{8} + \boxed{7} = \boxed{}$$

$$100 \quad \boxed{9} + \boxed{6} = \boxed{}$$

$$101 \quad \boxed{6} + \boxed{9} = \boxed{}$$

$$102 \quad \boxed{7} + \boxed{8} = \boxed{}$$

$$103 \quad \boxed{7} + \boxed{9} = \boxed{}$$

$$104 \quad \boxed{8} + \boxed{8} = \boxed{}$$

$$105 \quad \boxed{9} + \boxed{7} = \boxed{}$$

$$106 \quad \boxed{8} + \boxed{9} = \boxed{}$$

$$107 \quad \boxed{9} + \boxed{8} = \boxed{}$$

$$108 \quad \boxed{9} + \boxed{9} = \boxed{}$$

Exercices

Effectue l'addition.

$$⑩⑨ \quad \boxed{5} + \boxed{8} = \boxed{}$$

$$⑩⑩ \quad \boxed{6} + \boxed{7} = \boxed{}$$

$$⑩⑪ \quad \boxed{9} + \boxed{3} = \boxed{}$$

$$⑩⑫ \quad \boxed{8} + \boxed{3} = \boxed{}$$

$$⑩⑬ \quad \boxed{7} + \boxed{4} = \boxed{}$$

$$⑩⑭ \quad \boxed{2} + \boxed{9} = \boxed{}$$

$$⑩⑮ \quad \boxed{6} + \boxed{6} = \boxed{}$$

$$⑩⑯ \quad \boxed{8} + \boxed{7} = \boxed{}$$

$$⑩⑰ \quad \boxed{8} + \boxed{6} = \boxed{}$$

$$⑩⑱ \quad \boxed{9} + \boxed{5} = \boxed{}$$

$$⑩⑲ \quad \boxed{4} + \boxed{7} = \boxed{}$$

$$⑩⑳ \quad \boxed{5} + \boxed{6} = \boxed{}$$

$$⑩㉑ \quad \boxed{6} + \boxed{5} = \boxed{}$$

$$⑩㉒ \quad \boxed{7} + \boxed{8} = \boxed{}$$

$$⑩㉓ \quad \boxed{8} + \boxed{9} = \boxed{}$$

$$⑩㉔ \quad \boxed{4} + \boxed{8} = \boxed{}$$

$$⑩㉕ \quad \boxed{7} + \boxed{7} = \boxed{}$$

$$⑩㉖ \quad \boxed{9} + \boxed{4} = \boxed{}$$

$$⑩㉗ \quad \boxed{3} + \boxed{9} = \boxed{}$$

$$⑩㉘ \quad \boxed{6} + \boxed{9} = \boxed{}$$

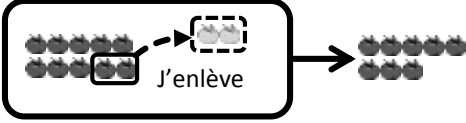
$$⑩㉙ \quad \boxed{5} + \boxed{9} = \boxed{}$$

$$⑩㉚ \quad \boxed{3} + \boxed{8} = \boxed{}$$

$$⑩㉛ \quad \boxed{7} + \boxed{5} = \boxed{}$$

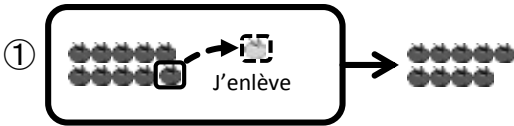
$$⑩㉜ \quad \boxed{5} + \boxed{7} = \boxed{}$$

Exemple Effectue la soustraction.

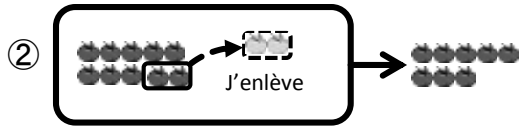


$$10 - 2 = \square \Rightarrow 10 - 2 = \boxed{8}$$

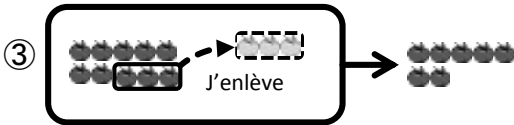
Exercices Effectue la soustraction.



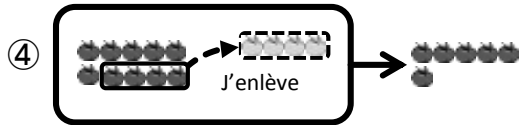
$$10 - 1 = \square$$



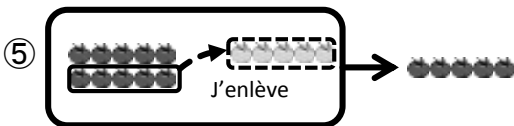
$$10 - 2 = \square$$



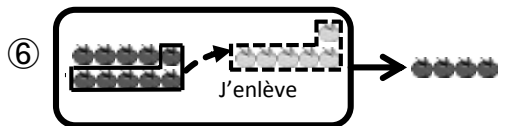
$$10 - 3 = \square$$



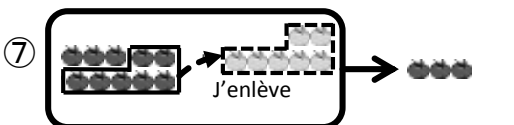
$$10 - 4 = \square$$



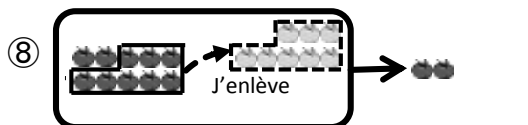
$$10 - 5 = \square$$



$$10 - 6 = \square$$



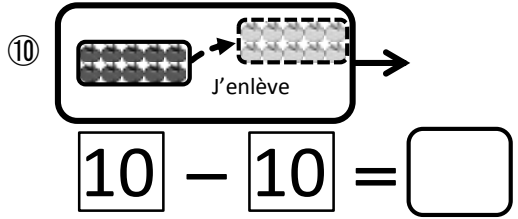
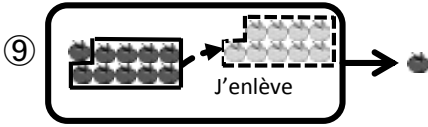
$$10 - 7 = \square$$



$$10 - 8 = \square$$

Exercices

Effectue la soustraction.



⑪ $10 - 1 = \square$

⑫ $10 - 2 = \square$

⑬ $10 - 3 = \square$

⑭ $10 - 4 = \square$

⑮ $10 - 5 = \square$

⑯ $10 - 6 = \square$

⑰ $10 - 7 = \square$

⑱ $10 - 8 = \square$

⑲ $10 - 9 = \square$

⑳ $10 - 10 = \square$

Pouvez vous trouver la réponse de
 $12 - 3$?


On ne peut pas
 enlever 3 dans les 2
 pièces de 12 !



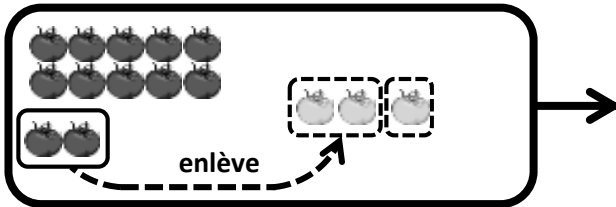
$$\boxed{12} - \boxed{3} = \boxed{}$$

Réfléchissons en utilisant des tomates 

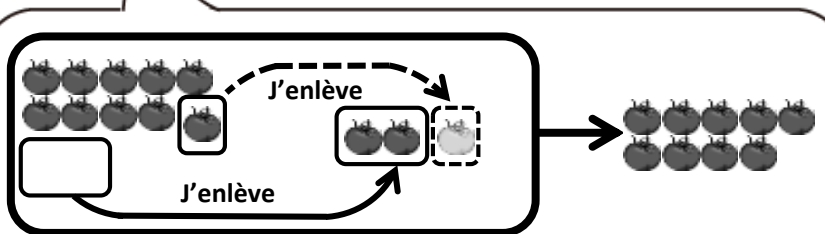
D'abord, on enlève 2 de 12.

$$\boxed{12} - \boxed{3} = \boxed{9}$$


Bien!



Ensuite, on enlève 1 de 10 restant.



$$\boxed{10} - \boxed{1}$$

Le nombre restant est la réponse!

Le restant est
 9 pièces de
 tomate!!



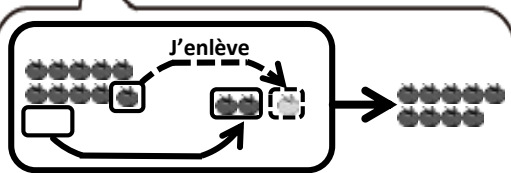
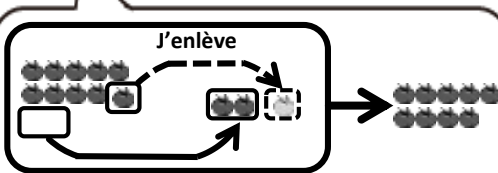
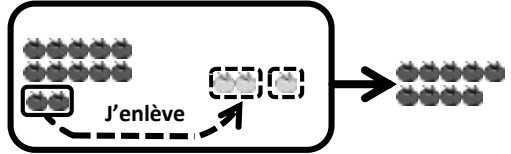
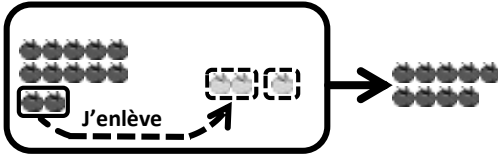
Exemple Effectue la soustraction.



Bien!



$$12 - 3 = \square \quad \Rightarrow \quad 12 - 3 = 9$$

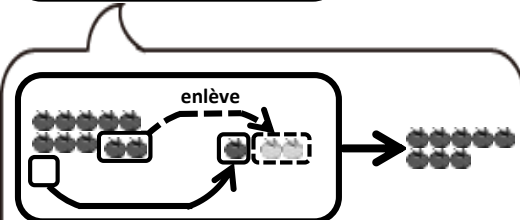
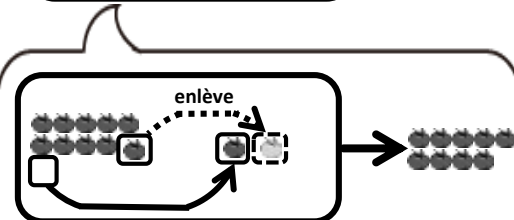
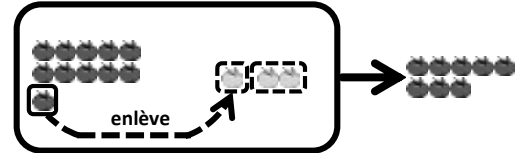
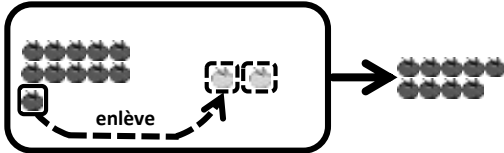


$$10 - 1$$

$$10 - 1$$

Exercices Effectue la soustraction.

$$\textcircled{1} \quad 11 - 2 = \square \quad \textcircled{2} \quad 11 - 3 = \square$$



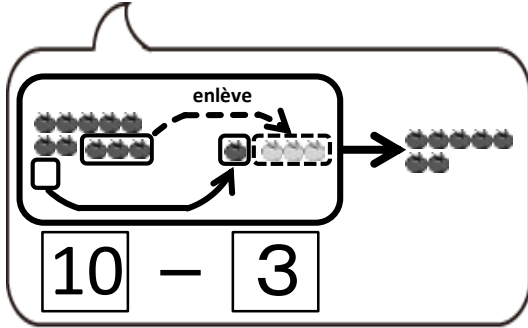
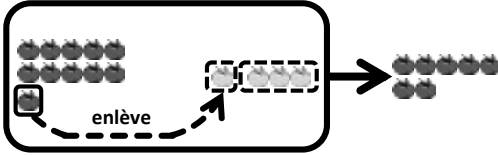
$$10 - 1$$

$$10 - 2$$

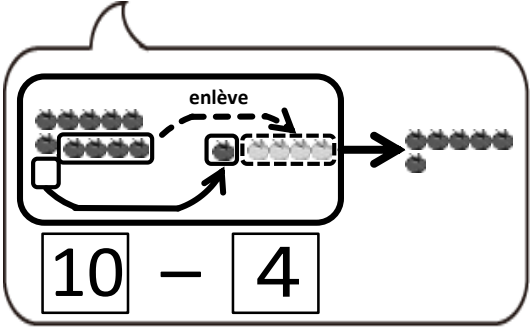
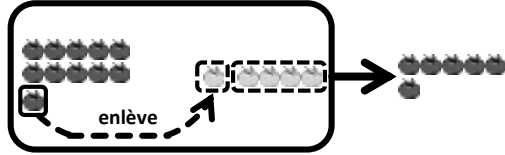
Exercices

Effectue la soustraction.

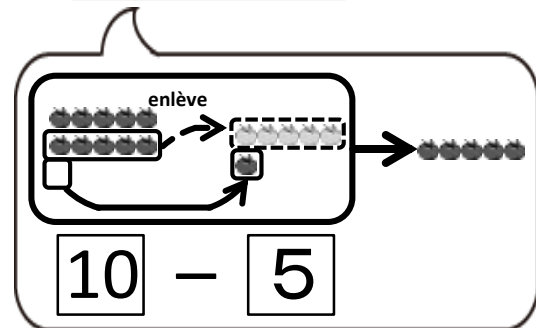
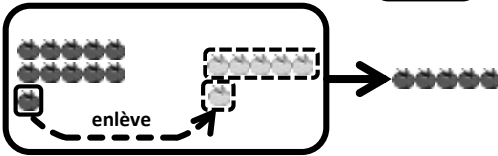
$$③ \quad 11 - 4 = \square$$



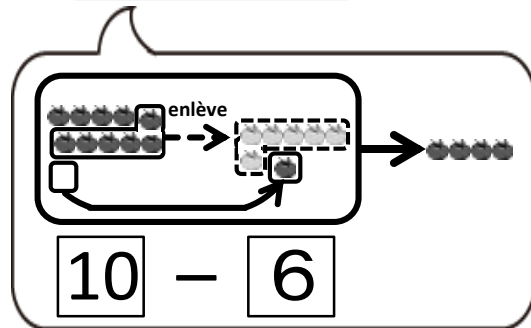
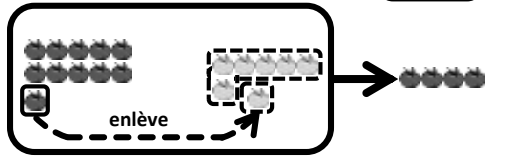
$$④ \quad 11 - 5 = \square$$



$$⑤ \quad 11 - 6 = \square$$



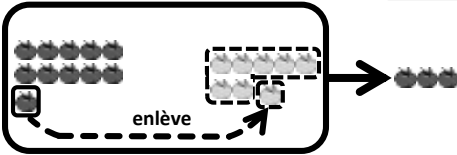
$$⑥ \quad 11 - 7 = \square$$



Exercices

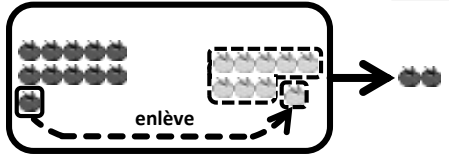
Effectue la soustraction.

$$⑦ \quad 11 - 8 = \square$$



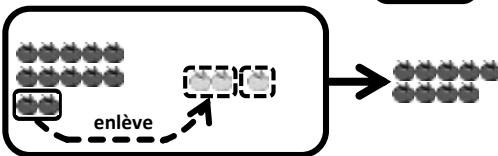
$$10 - 7$$

$$⑧ \quad 11 - 9 = \square$$



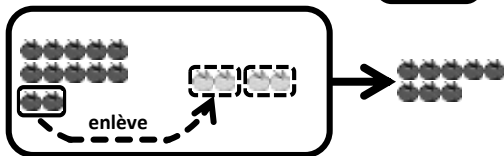
$$10 - 8$$

$$⑨ \quad 12 - 3 = \square$$



$$10 - 1$$

$$⑩ \quad 12 - 4 = \square$$

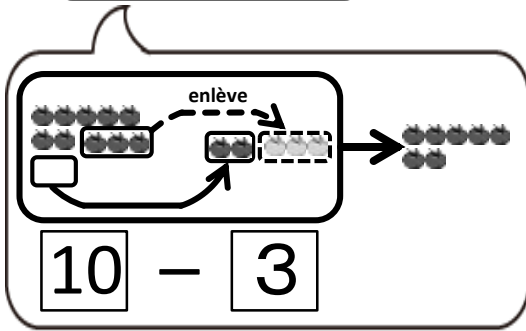



$$10 - 2$$

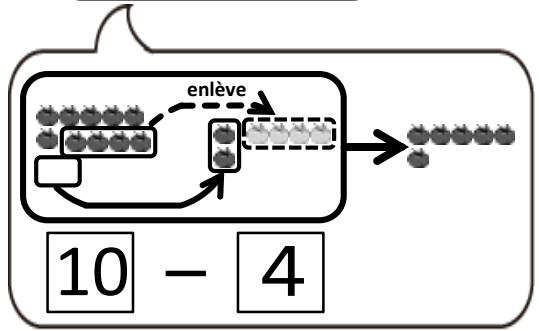
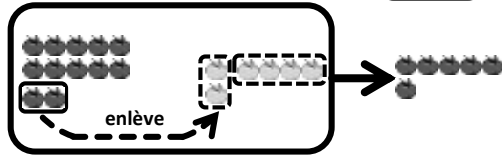
Exercices

Effectue la soustraction.

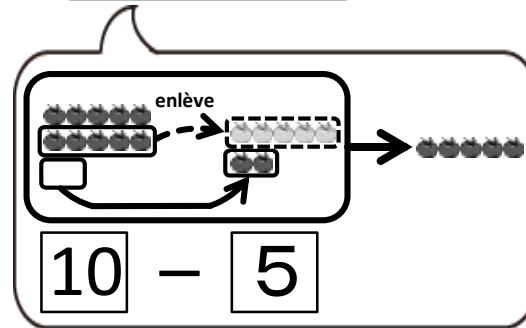
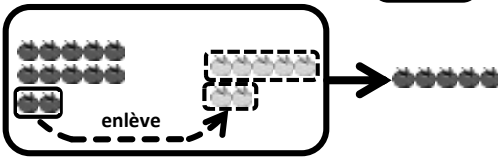
$$⑪ \quad 12 - 5 = \square$$



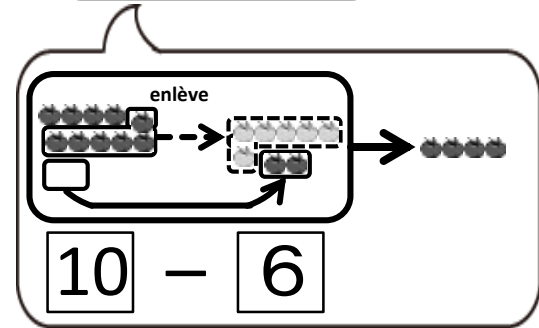
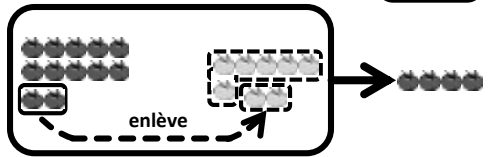
$$⑫ \quad 12 - 6 = \square$$



$$⑬ \quad 12 - 7 = \square$$



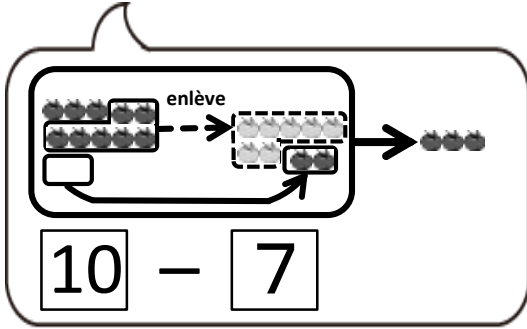
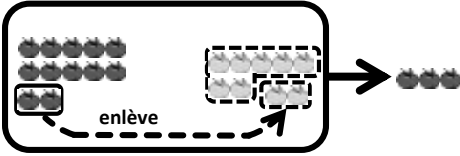
$$⑭ \quad 12 - 8 = \square$$



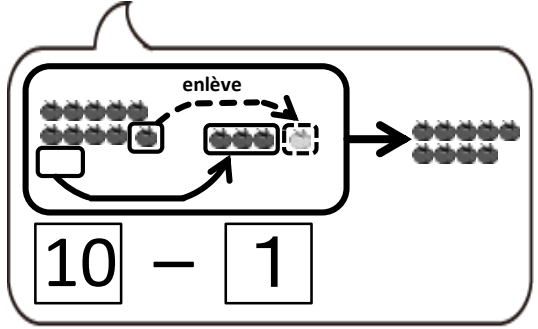
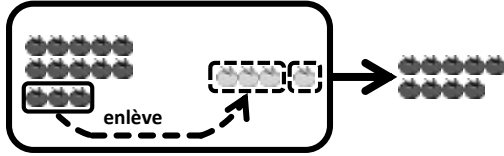
Exercices

Effectue la soustraction.

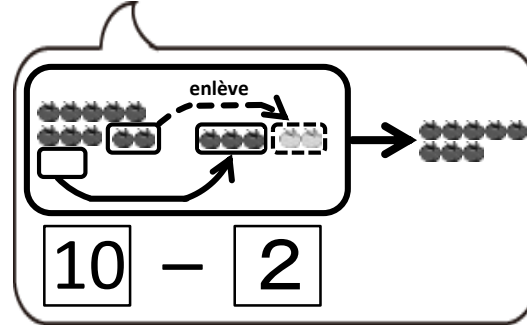
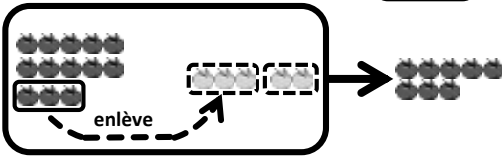
$$⑮ \quad 12 - 9 = \square$$



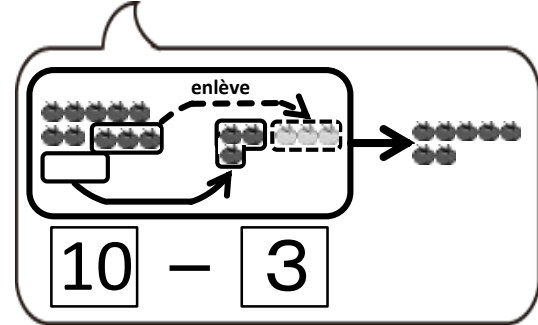
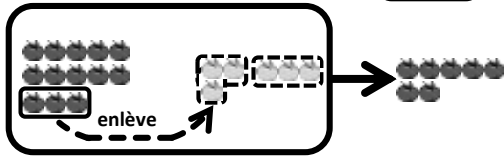
$$⑯ \quad 13 - 4 = \square$$



$$⑰ \quad 13 - 5 = \square$$



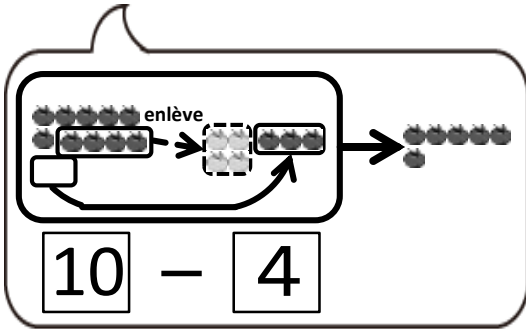
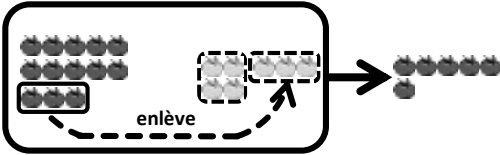
$$⑱ \quad 13 - 6 = \square$$



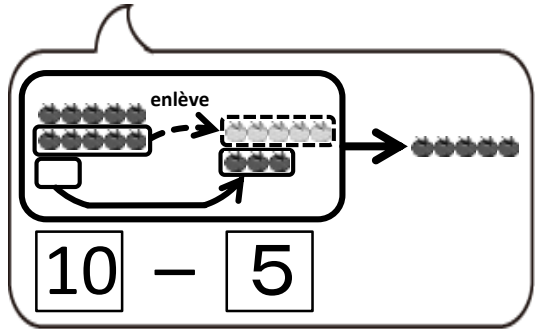
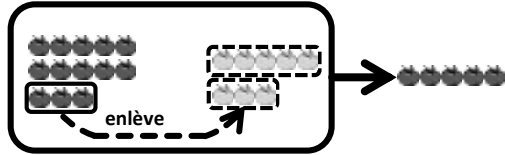
Exercices

Effectue la soustraction.

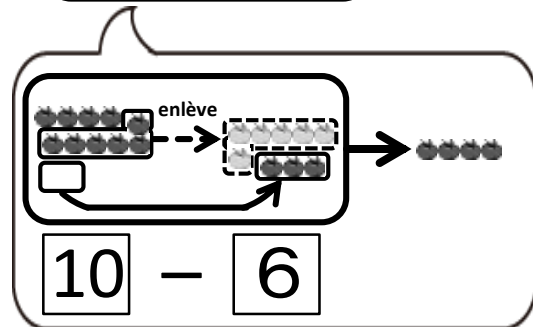
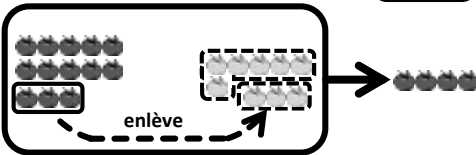
$$19 \quad 13 - 7 = \square$$



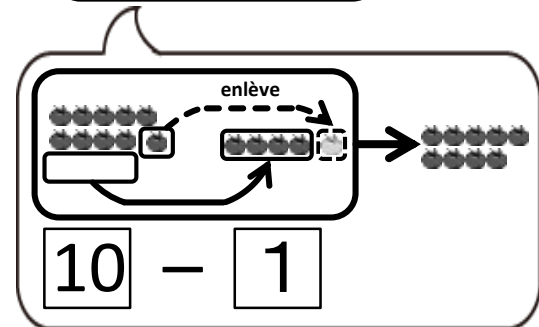
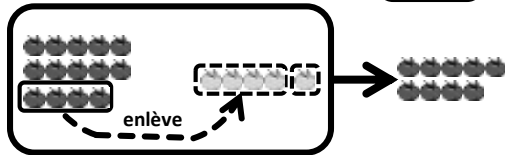
$$20 \quad 13 - 8 = \square$$



$$21 \quad 13 - 9 = \square$$



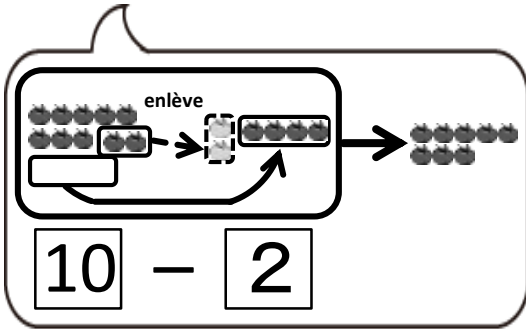
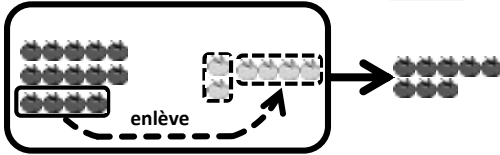
$$22 \quad 14 - 5 = \square$$



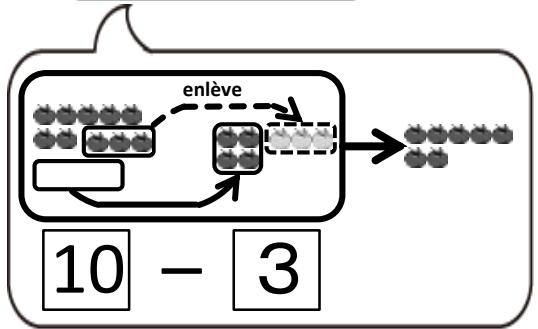
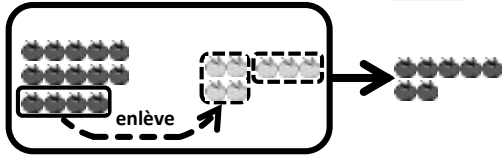
Exercices

Effectue la soustraction.

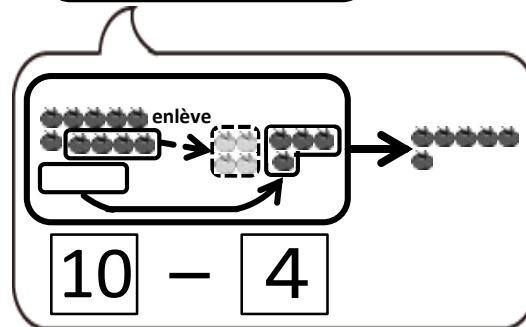
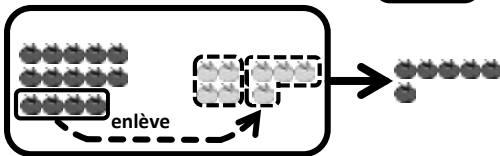
$$23 \quad 14 - 6 = \square$$



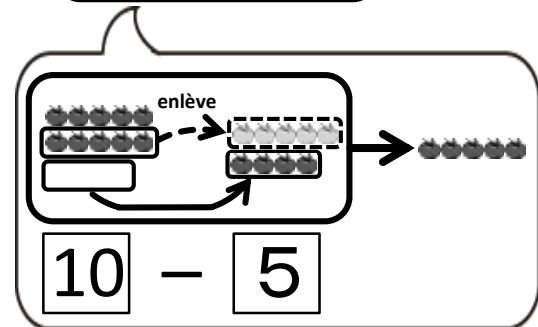
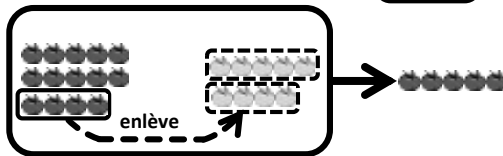
$$24 \quad 14 - 7 = \square$$



$$25 \quad 14 - 8 = \square$$



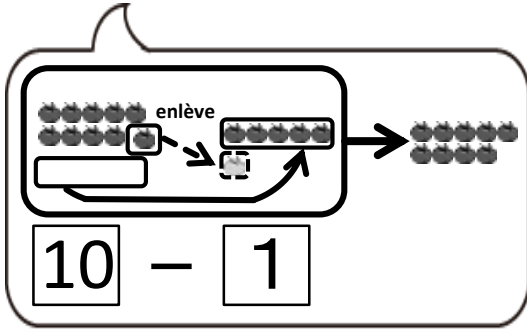
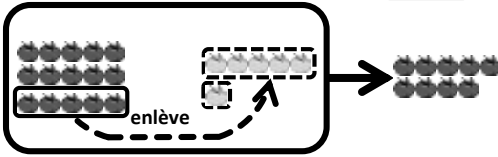
$$26 \quad 14 - 9 = \square$$



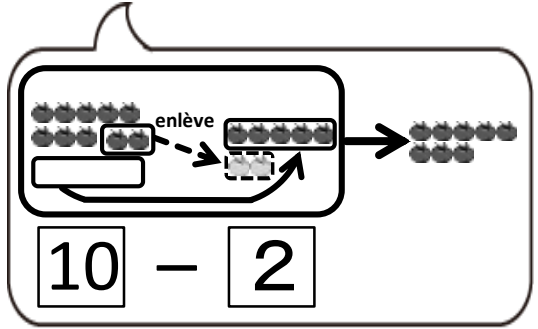
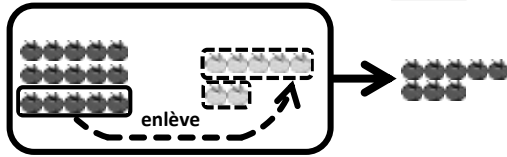
Exercices

Effectue la soustraction.

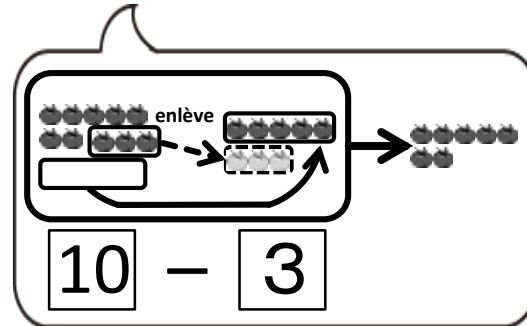
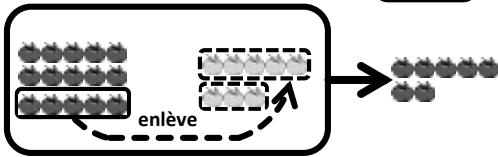
$$27 \quad 15 - 6 = \square$$



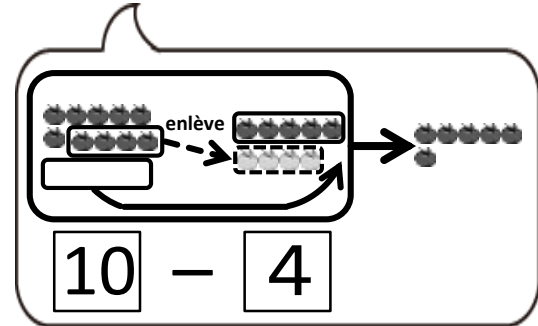
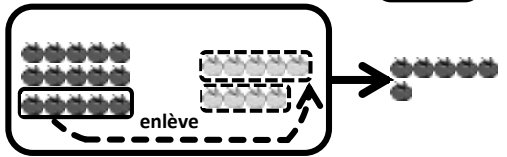
$$28 \quad 15 - 7 = \square$$



$$29 \quad 15 - 8 = \square$$



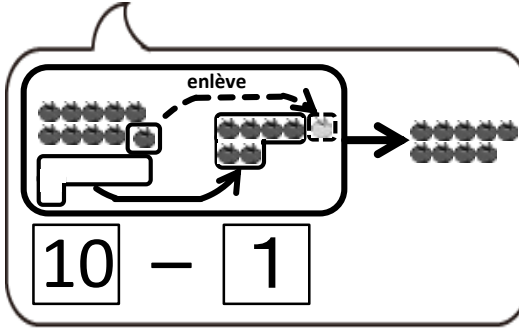
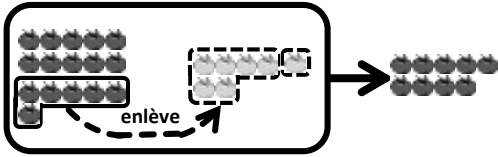
$$30 \quad 15 - 9 = \square$$



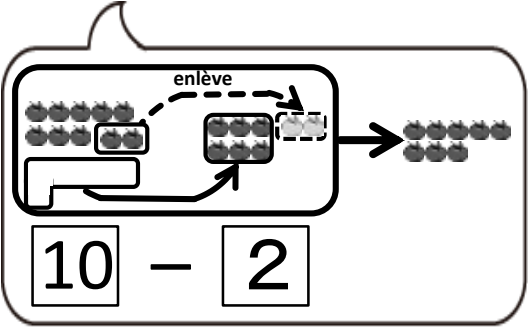
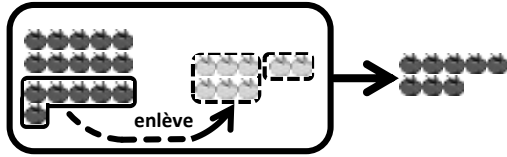
Exercices

Effectue la soustraction.

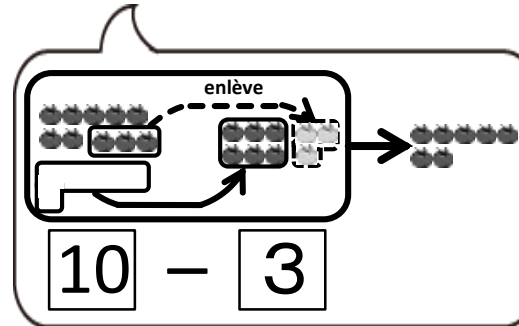
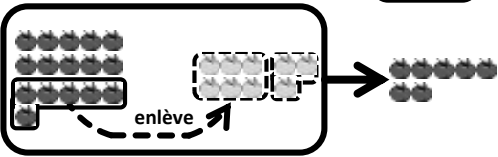
$$31 \quad 16 - 7 = \square$$



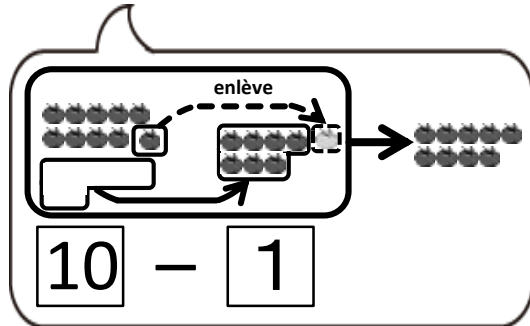
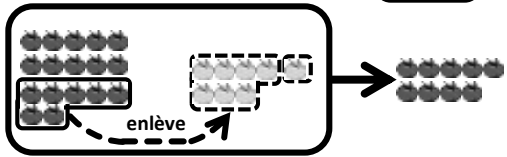
$$32 \quad 16 - 8 = \square$$



$$33 \quad 16 - 9 = \square$$



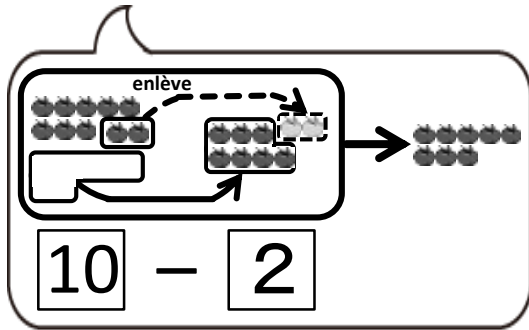
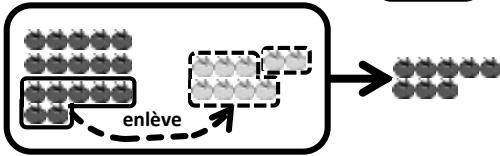
$$34 \quad 17 - 8 = \square$$



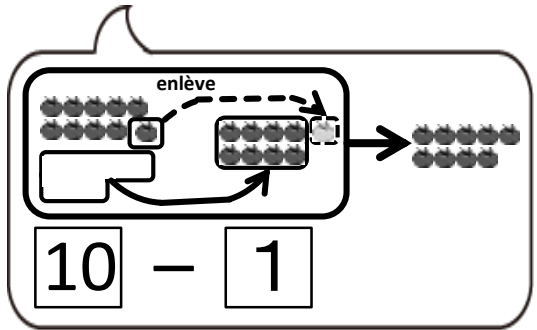
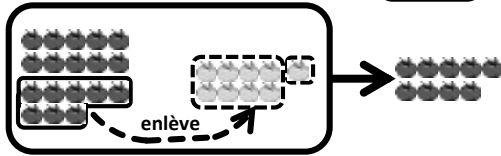
Exercices

Effectue la soustraction.

$$35 \quad 17 - 9 = \square$$



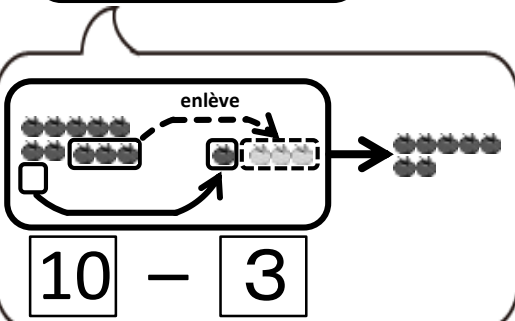
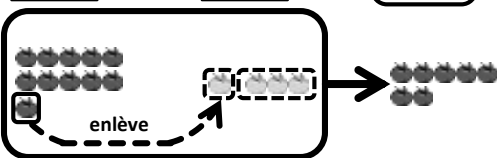
$$36 \quad 18 - 9 = \square$$



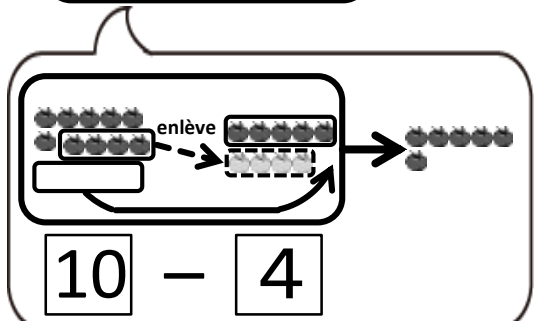
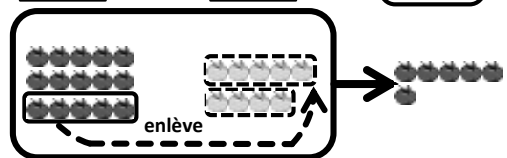
Application

Effectue la soustraction.

$$1 \quad 11 - 4 = \square$$



$$2 \quad 15 - 9 = \square$$



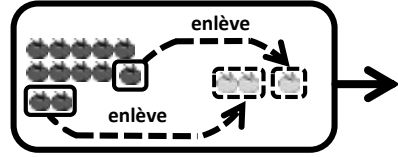
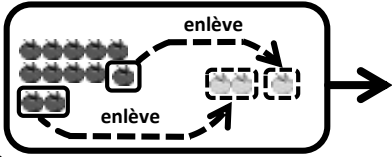
Exemple Effectue la soustraction.



Bien!

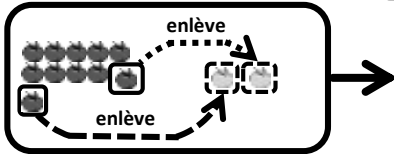


$$12 - 3 = \square \Rightarrow 12 - 3 = 9$$

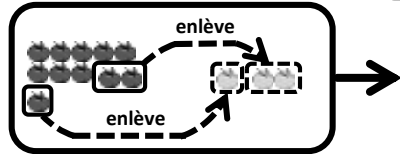


Exercices Effectue la soustraction.

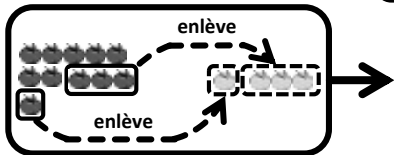
① $11 - 2 = \square$



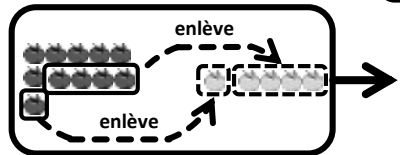
② $11 - 3 = \square$



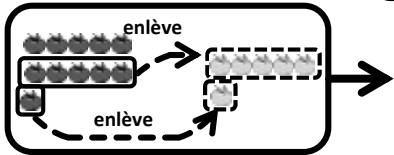
③ $11 - 4 = \square$



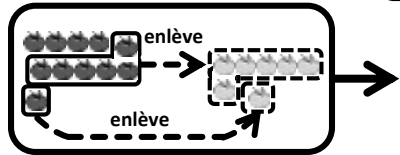
④ $11 - 5 = \square$



⑤ $11 - 6 = \square$



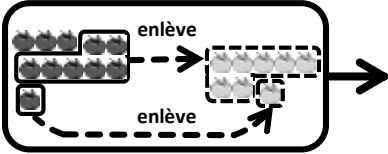
⑥ $11 - 7 = \square$



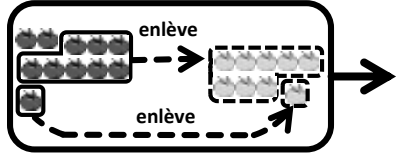
Exercices

Effectue la soustraction.

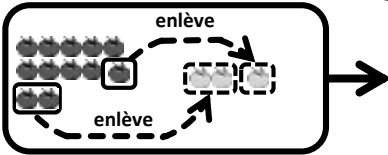
$$\textcircled{7} \quad 11 - 8 = \square$$



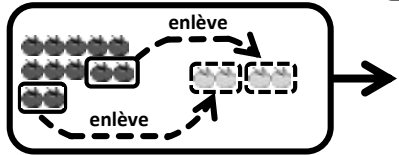
$$\textcircled{8} \quad 11 - 9 = \square$$



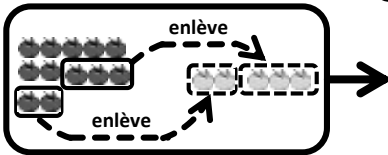
$$\textcircled{9} \quad 12 - 3 = \square$$



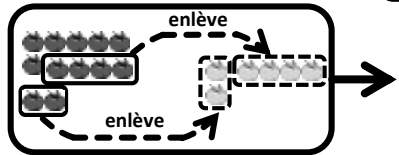
$$\textcircled{10} \quad 12 - 4 = \square$$



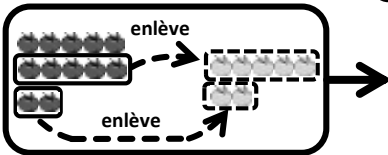
$$\textcircled{11} \quad 12 - 5 = \square$$



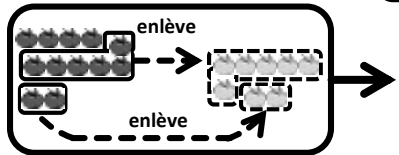
$$\textcircled{12} \quad 12 - 6 = \square$$



$$\textcircled{13} \quad 12 - 7 = \square$$



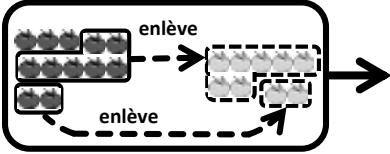
$$\textcircled{14} \quad 12 - 8 = \square$$



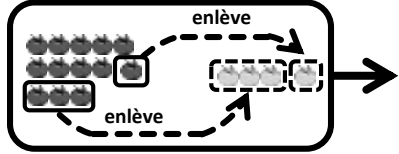
Exercices

Effectue la soustraction.

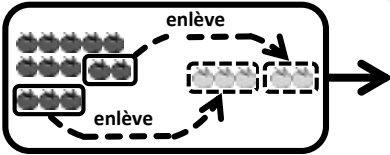
$$15 \quad 12 - 9 = \square$$



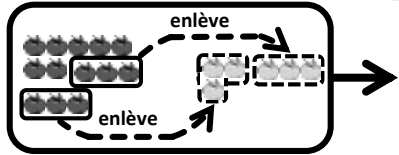
$$16 \quad 13 - 4 = \square$$



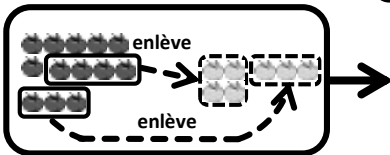
$$17 \quad 13 - 5 = \square$$



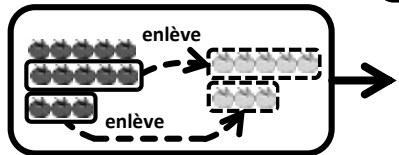
$$18 \quad 13 - 6 = \square$$



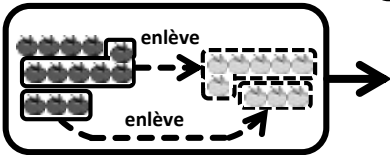
$$19 \quad 13 - 7 = \square$$



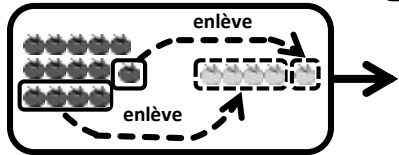
$$20 \quad 13 - 8 = \square$$



$$21 \quad 13 - 9 = \square$$



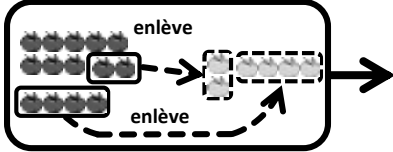
$$22 \quad 14 - 5 = \square$$



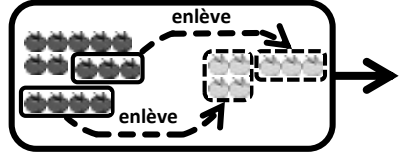
Exercices

Effectue la soustraction.

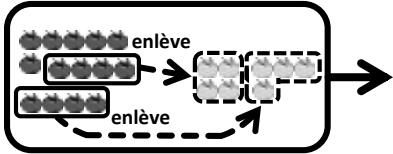
$$\textcircled{23} \quad 14 - 6 = \square$$



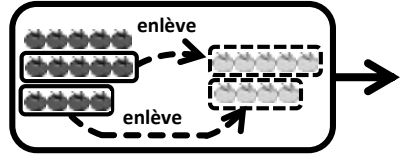
$$\textcircled{24} \quad 14 - 7 = \square$$



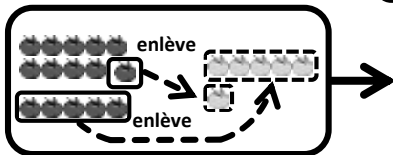
$$\textcircled{25} \quad 14 - 8 = \square$$



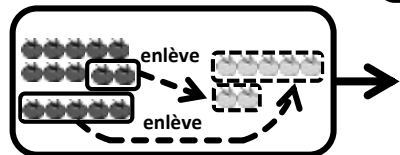
$$\textcircled{26} \quad 14 - 9 = \square$$



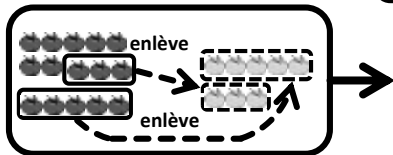
$$\textcircled{27} \quad 15 - 6 = \square$$



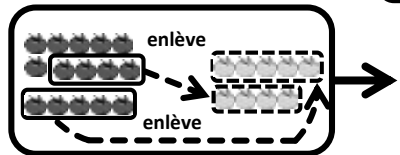
$$\textcircled{28} \quad 15 - 7 = \square$$



$$\textcircled{29} \quad 15 - 8 = \square$$



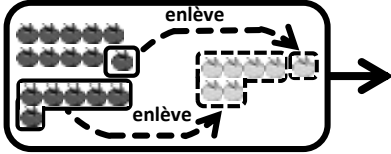
$$\textcircled{30} \quad 15 - 9 = \square$$



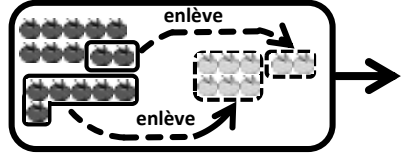
Exercices

Effectue la soustraction.

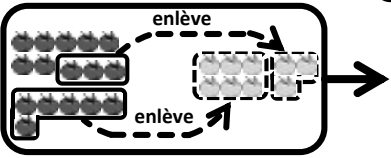
$$\textcircled{31} \quad 16 - 7 = \square$$



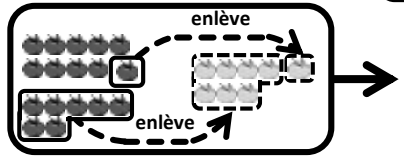
$$\textcircled{32} \quad 16 - 8 = \square$$



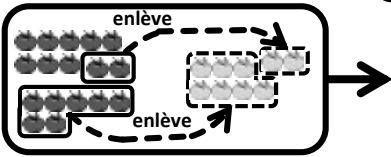
$$\textcircled{33} \quad 16 - 9 = \square$$



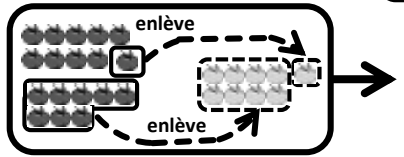
$$\textcircled{34} \quad 17 - 8 = \square$$



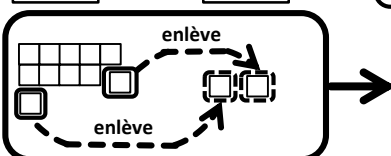
$$\textcircled{35} \quad 17 - 9 = \square$$



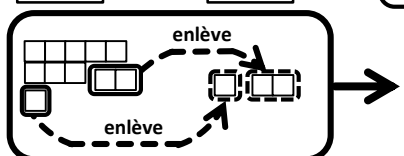
$$\textcircled{36} \quad 18 - 9 = \square$$



$$\textcircled{37} \quad 11 - 2 = \square$$



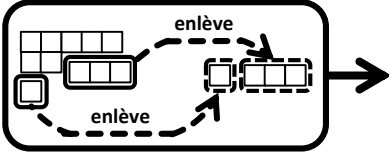
$$\textcircled{38} \quad 11 - 3 = \square$$



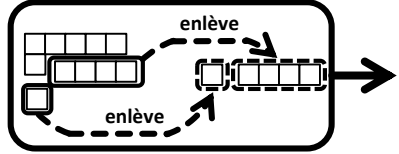
Exercices

Effectue la soustraction.

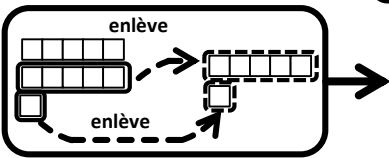
$$39 \quad 11 - 4 = \square$$



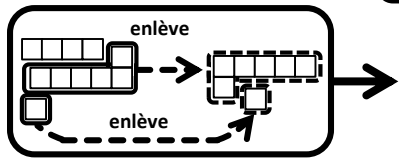
$$40 \quad 11 - 5 = \square$$



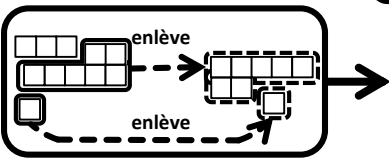
$$41 \quad 11 - 6 = \square$$



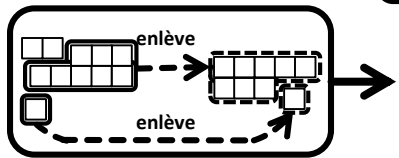
$$42 \quad 11 - 7 = \square$$



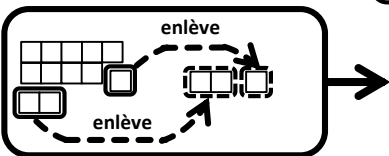
$$43 \quad 11 - 8 = \square$$



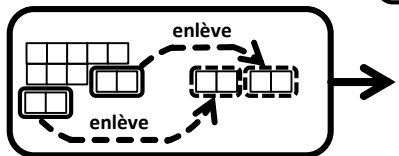
$$44 \quad 11 - 9 = \square$$



$$45 \quad 12 - 3 = \square$$



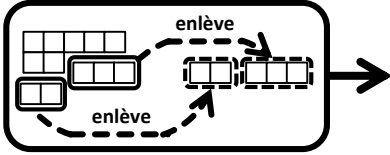
$$46 \quad 12 - 4 = \square$$



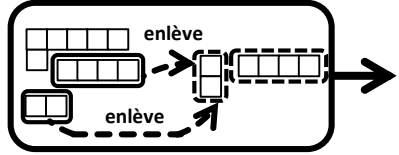
Exercices

Effectue la soustraction.

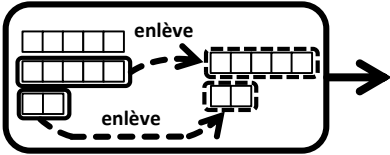
$$47 \quad 12 - 5 = \square$$



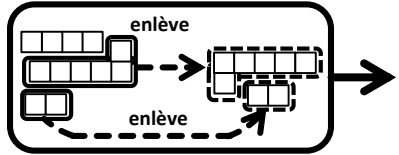
$$48 \quad 12 - 6 = \square$$



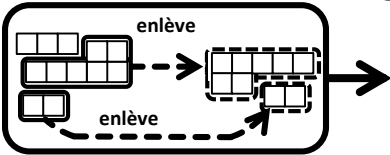
$$49 \quad 12 - 7 = \square$$



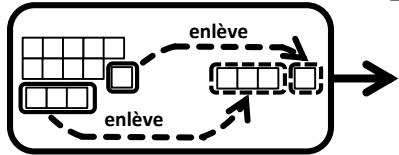
$$50 \quad 12 - 8 = \square$$



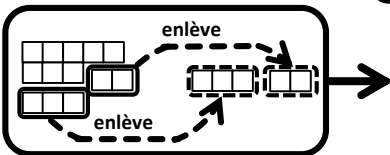
$$51 \quad 12 - 9 = \square$$



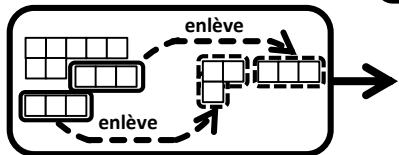
$$52 \quad 13 - 4 = \square$$



$$53 \quad 13 - 5 = \square$$



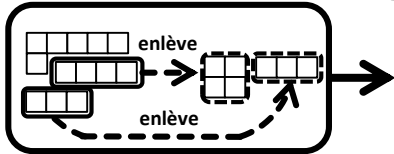
$$54 \quad 13 - 6 = \square$$



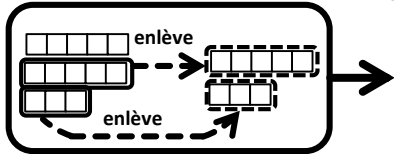
Exercices

Effectue la soustraction.

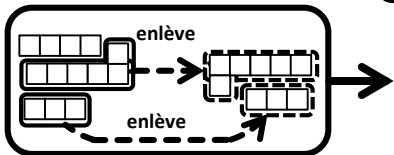
$$55 \quad 13 - 7 = \square$$



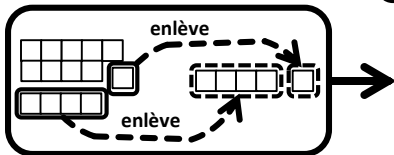
$$56 \quad 13 - 8 = \square$$



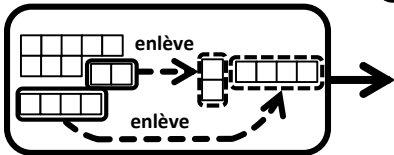
$$57 \quad 13 - 9 = \square$$



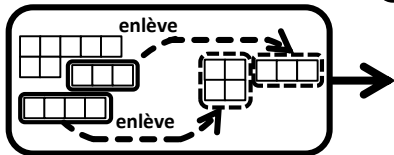
$$58 \quad 14 - 5 = \square$$



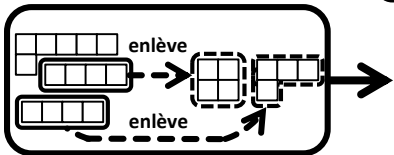
$$59 \quad 14 - 6 = \square$$



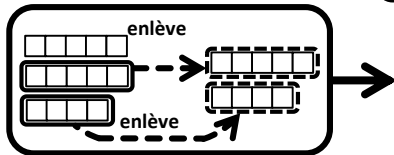
$$60 \quad 14 - 7 = \square$$



$$61 \quad 14 - 8 = \square$$



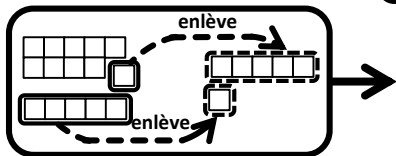
$$62 \quad 14 - 9 = \square$$



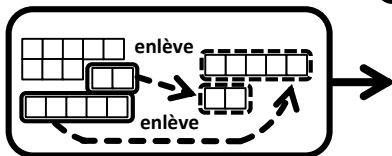
Exercices

Effectue la soustraction.

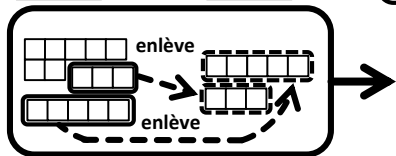
$$63 \quad 15 - 6 = \square$$



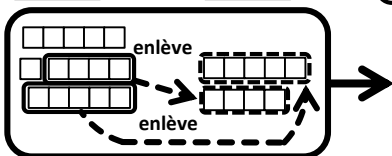
$$64 \quad 15 - 7 = \square$$



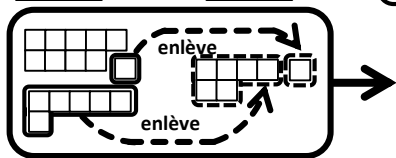
$$65 \quad 15 - 8 = \square$$



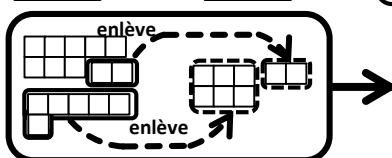
$$66 \quad 15 - 9 = \square$$



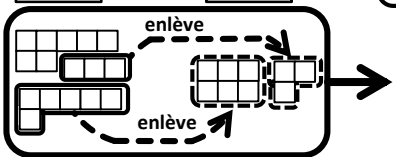
$$67 \quad 16 - 7 = \square$$



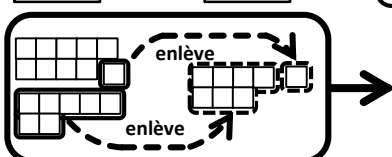
$$68 \quad 16 - 8 = \square$$



$$69 \quad 16 - 9 = \square$$



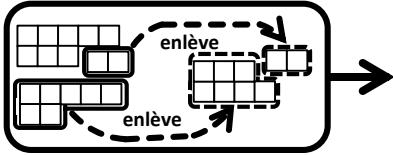
$$70 \quad 17 - 8 = \square$$



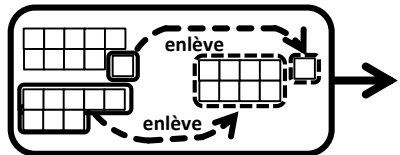
Exercices

Effectue la soustraction.

$$⑦① \quad 17 - 9 = \square$$



$$⑦② \quad 18 - 9 = \square$$



$$⑦③ \quad 11 - 2 = \square$$

$$⑦④ \quad 11 - 3 = \square$$

$$⑦⑤ \quad 11 - 4 = \square$$

$$⑦⑥ \quad 11 - 5 = \square$$

$$⑦⑦ \quad 11 - 6 = \square$$

$$⑦⑧ \quad 11 - 7 = \square$$

$$⑦⑨ \quad 11 - 8 = \square$$

$$⑧① \quad 12 - 3 = \square$$

$$⑧② \quad 12 - 4 = \square$$

$$⑧③ \quad 12 - 5 = \square$$

$$⑧④ \quad 12 - 6 = \square$$

$$⑧⑤ \quad 12 - 7 = \square$$

$$⑧⑥ \quad 12 - 8 = \square$$

$$⑧⑦ \quad 12 - 9 = \square$$

$$⑧⑧ \quad 13 - 4 = \square$$

$$⑧⑨ \quad 13 - 5 = \square$$

$$⑧⑩ \quad 13 - 6 = \square$$

$$⑨① \quad 13 - 7 = \square$$

Exercices

Effectue la soustraction.

$91 \quad 13 - 7 = \square$

$92 \quad 13 - 8 = \square$

$93 \quad 13 - 9 = \square$

$94 \quad 14 - 5 = \square$

$95 \quad 14 - 6 = \square$

$96 \quad 14 - 7 = \square$

$97 \quad 14 - 8 = \square$

$98 \quad 14 - 9 = \square$

$99 \quad 15 - 6 = \square$

$100 \quad 15 - 7 = \square$

$101 \quad 15 - 8 = \square$

$102 \quad 15 - 9 = \square$

$103 \quad 16 - 7 = \square$

$104 \quad 16 - 8 = \square$

$105 \quad 16 - 9 = \square$

$106 \quad 17 - 8 = \square$

$107 \quad 17 - 9 = \square$

$108 \quad 18 - 9 = \square$

Exercices

Effectue la soustraction.

$$^{(109)} \boxed{14} - \boxed{8} = \boxed{}$$

$$^{(110)} \boxed{12} - \boxed{7} = \boxed{}$$

$$^{(111)} \boxed{15} - \boxed{6} = \boxed{}$$

$$^{(112)} \boxed{11} - \boxed{3} = \boxed{}$$

$$^{(113)} \boxed{12} - \boxed{4} = \boxed{}$$

$$^{(114)} \boxed{17} - \boxed{9} = \boxed{}$$

$$^{(115)} \boxed{11} - \boxed{6} = \boxed{}$$

$$^{(116)} \boxed{15} - \boxed{7} = \boxed{}$$

$$^{(117)} \boxed{16} - \boxed{8} = \boxed{}$$

$$^{(118)} \boxed{12} - \boxed{5} = \boxed{}$$

$$^{(119)} \boxed{13} - \boxed{7} = \boxed{}$$

$$^{(120)} \boxed{11} - \boxed{6} = \boxed{}$$

$$^{(121)} \boxed{14} - \boxed{5} = \boxed{}$$

$$^{(122)} \boxed{13} - \boxed{8} = \boxed{}$$

$$^{(123)} \boxed{18} - \boxed{9} = \boxed{}$$

$$^{(124)} \boxed{15} - \boxed{8} = \boxed{}$$

$$^{(125)} \boxed{11} - \boxed{7} = \boxed{}$$

$$^{(126)} \boxed{11} - \boxed{4} = \boxed{}$$

$$^{(127)} \boxed{12} - \boxed{9} = \boxed{}$$

$$^{(128)} \boxed{16} - \boxed{9} = \boxed{}$$

$$^{(129)} \boxed{14} - \boxed{9} = \boxed{}$$

$$^{(130)} \boxed{12} - \boxed{8} = \boxed{}$$

$$^{(131)} \boxed{13} - \boxed{5} = \boxed{}$$

$$^{(132)} \boxed{14} - \boxed{7} = \boxed{}$$

Voyons une autre façon de faire la soustraction!



$$\begin{array}{c} \boxed{11} - \boxed{2} = \boxed{} \\ \swarrow \quad \searrow \\ \boxed{10} \quad \boxed{1} \end{array}$$

D'abord, on partage 11 en 10 et 1.



$$\begin{array}{c} \boxed{11} - \boxed{2} = \boxed{} \\ \swarrow \quad \searrow \\ \boxed{10} \quad \boxed{1} \end{array}$$

Ensuite, dans 10, on enlève.


J'enlève

Puis, on ajoute 1 au 8 restant. Ça fait 9.

J'ajoute

$$\boxed{8} + \boxed{1} = \boxed{9}$$

La réponse est 9!!



Voici, encore une autre façon de faire la soustraction.

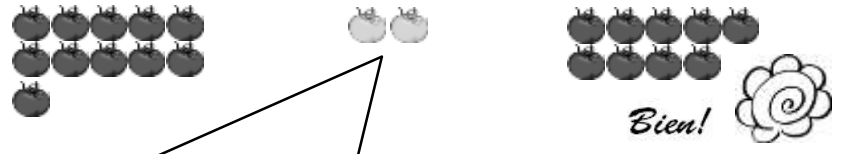
$$\boxed{11} - \boxed{2} = \boxed{}$$



Complétons un à un le nombre de tomates à partir de 2 jusqu'à 11.



$$\boxed{11} - \boxed{2} = \boxed{9}$$



Quand on complète un combien de a-t-on complété pour avoir 11?

1	2	3	4	5
6	7	8	9	10
11				



Le nombre de est 9.

**Projet JICA Ecole Pour Tous (EPT/JICA),
Agence Japonaise de Coopération
Internationale**

BP: 10036 Niamey

Tel: +227 20 73 55 69

Email: jicani-adm@jica.go.jp

Projet JICA École Pour Tous (EPT/JICA)

Novembre 2013



La reproduction de ce livret est strictement interdite sans l'accord de la JICA