

2 - 1

How Many & How Many?

Five

Example 1 Write the number in the .

5 → 4 and → 5 → 4 and


1 Write the number in the .

① 5 → 3 and

② 5 → 1 and

③ 5 → 2 and

1, 2, 3 or 4?



Example 2 Write the number in the .

5 → and → 5 → 4 and

2 Write the number in the .

① 5 → and

② 5 → and



③ 5 → and

2 - 2


How Many & How Many?


Six


Example 1 Write the number in the .

6 →  and → 6 →  and


1 Write the number in the .

1 6 →  and



2 6 →  and

3 6 →  and

1, 2, 3, 4 or 5?



Example 2 Write the number in the .

6 →  and → 6 →  and

2 Write the number in the .

1 6 → and

2 6 → and

3 6 → and

2 - 3

How Many & How Many?

Seven

Example 1 Write the number in the .

7 → 3 and → 7 → 3 and


1 Write the number in the .

1 7 → 2 and

2 7 → 5 and

3 7 → 4 and

1, 2, 3, 4, 5 or 6?



Example 2 Write the number in the .

7 → and → 7 → and

2 Write the number in the .

1 7 → and

2 7 → and





3 7 → and

2 - 4

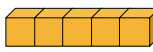
How Many & How Many?

Eight

Example 1 Write the number in the .

8 →  and  → 8 →  and 

1 Write the number in the .

1 8 → 3 and





 

2 8 → 5 and

3 8 → 7 and

Example 2 Write the number in the .

8 →  and  → 8 →  and 

2 Write the number in the .

1 8 → and

2 8 → and




3 8 → and

2 - 5


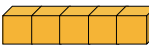
How Many & How Many?

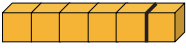

Nine


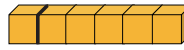
Example 1 Write the number in the .

9 →  and → 9 →  and 





1 Write the number in the .

1 9 →  and 


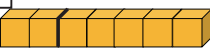
2 9 →  and 

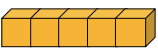
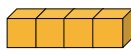
3 9 →  and 



Example 2 Write the number in the .

9 →  and  → 9 →  and 

2 Write the number in the .

1 9 →  and 

2 9 →  and 

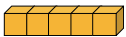
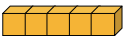
3 9 →  and 

2 - 6

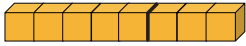







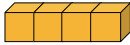

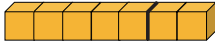





How Many & How Many?

Ten (1)

Example Write the number in the .

10 →  5 and → 10 →  5 and

Write the number in the .

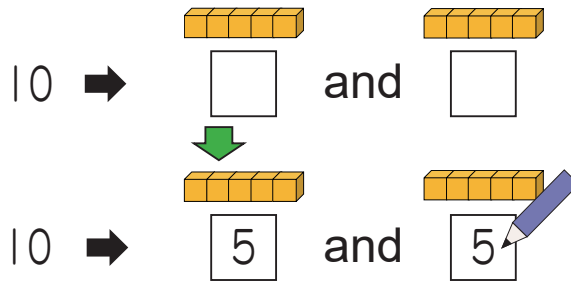
- 10 →  8 and 
- 10 →  6 and 
- 10 →  1 and 
- 10 →  2 and 
- 10 →  4 and 
- 10 →  7 and 
- 10 →  3 and 
- 10 →  9 and 

2 - 7

How Many & How Many?

Ten (2)

Example How many and how many make 10?



Write the number in the to make 10.

- 1 10 → and
- 2 10 → and
- 3 10 → and
- 4 10 → and
- 5 10 → and
- 6 10 → and
- 7 10 → and
- 8 10 → and

2 - 8

How Many & How Many?

Make Ten (1)

Example Write the number in the .

1 and make 10.



1 and make 10.

Write the number in the .

① 3 and make 10. ② 4 and make 10.


③ 5 and make 10. ④ 7 and make 10.

⑤ 8 and make 10. ⑥ 2 and make 10.

⑦ 1 and make 10. ⑧ 9 and make 10.

⑨ 6 and make 10. ⑩ 8 and make 10.

Get familiar with the numbers to make 10.

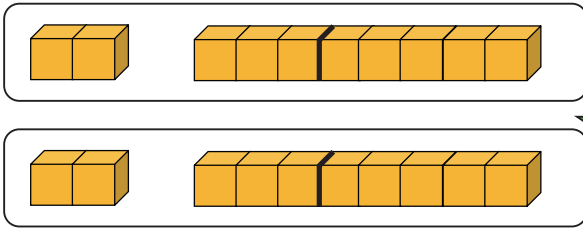


2 - 9

How Many & How Many?

Make Ten (2)

Example Write the number in the .



and make 10.

and make 10.


Write the number in the .


1  and make 10.

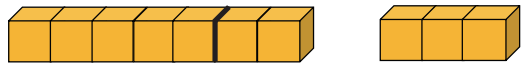
2  and make 10.

3  and make 10.

4  and make 10.

5  and make 10.

6  and make 10.

7  and make 10.

8  and make 10.

2 - 10

How Many & How Many?

Review

1 Write the numbers in the .

1 5 is 3 and

2 6 is 5 and

3 7 is 4 and


4 8 is 4 and

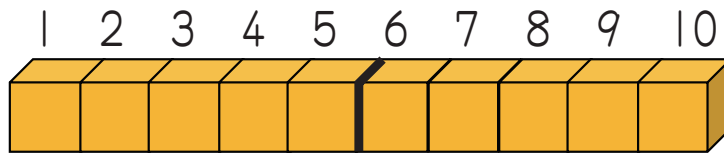
5 9 is 3 and

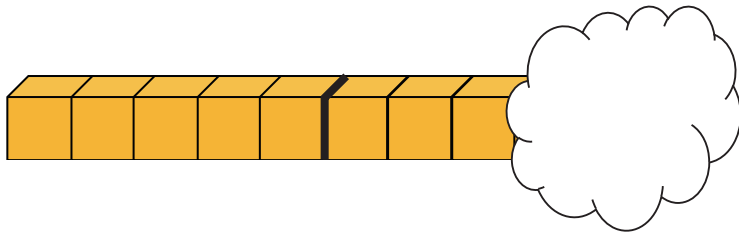
6 5 is 1 and

7 7 is 2 and


8 9 is 2 and

2 There are 10 blocks. How many blocks are hidden in the .




1 

blocks

2 

blocks

3 

blocks