
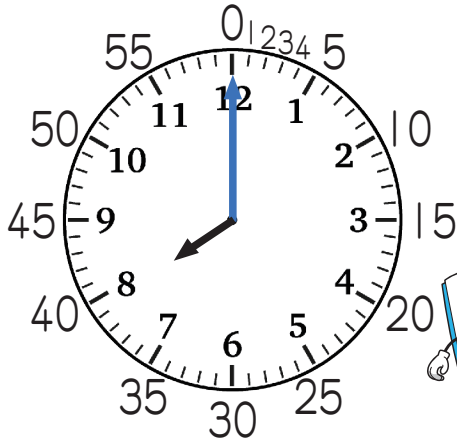


# 16-1

## What Time is It (Hours and Minutes) ?

### How to Read the Time (I)

#### Instruction



- The long hand shows the minutes.
- One small line shows one minute. There are 60 lines.
- When the long hand is on 6, it is thirty minutes and it means half past  o'clock.

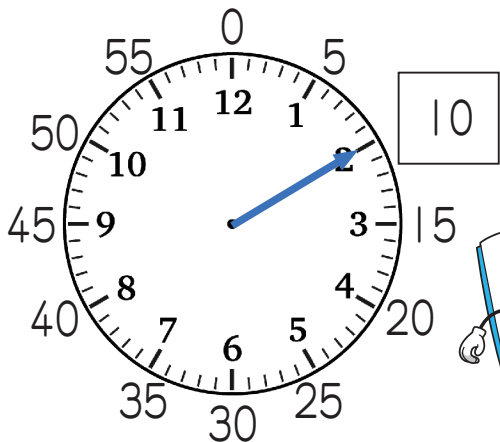
#### Example

1

Read the minutes.


2

Read the time.



It is

8 : 05




First, read the hour (short hand) and then read the minutes (long hand).


1

Read the minutes.

1



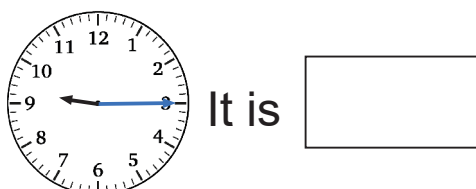
2



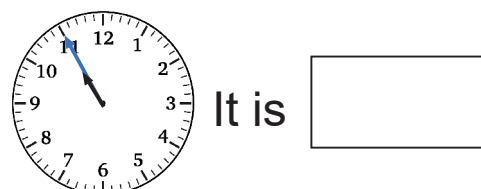
2

Read the time.

1



2




# 16 - 2

## What Time is It (Hours and Minutes) ?

### How to Read the Time (2)


**Example 1** Read the time.

1



It is

2



It is

1


Read the time.

1



It is

2



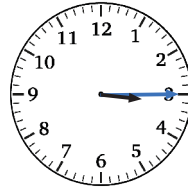
It is

3



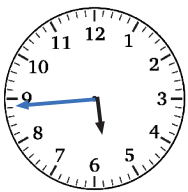
It is

4




It is

5



It is


6



It is

2

Match the clocks with the correct time.



e

e


7 : 37



e

e

4 : 25



e

e

1 : 30


# 16 - 3

## What Time is It (Hours and Minutes) ?

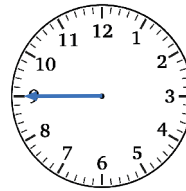
### Review

1 Read the minutes.

1



2




2 Read the time.

1




It is

2



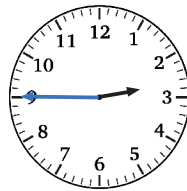
It is

3




It is

4




It is


3 Match the clocks with the correct time.



Ⓐ



Ⓑ



Ⓒ

Ⓓ

Ⓔ

Ⓕ