

Ensuring surge capacity for COVID-19 in Japan

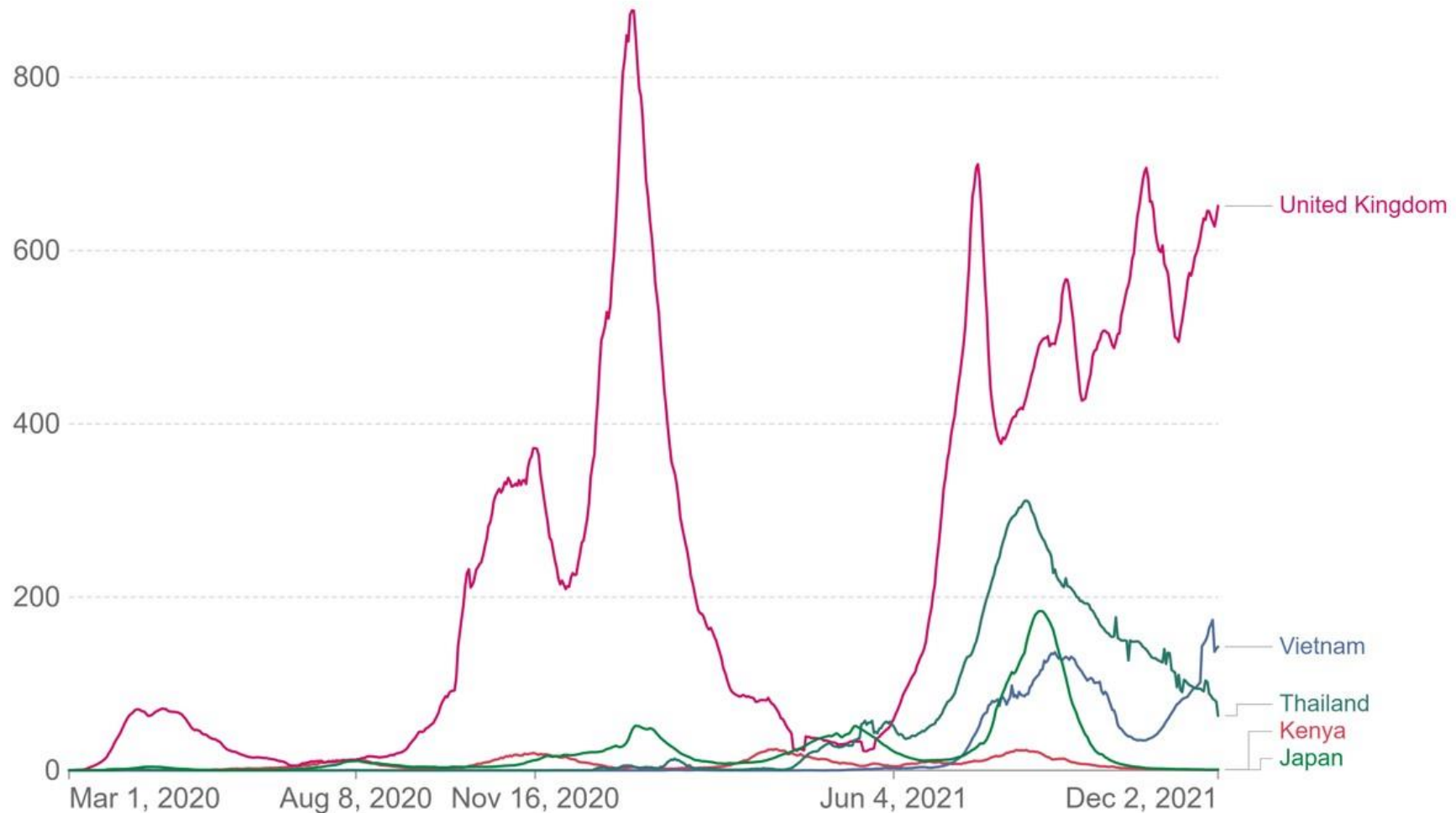
Building health systems resilience towards UHC during/after the pandemic
~Comparison of responses of health care systems to COVID-19~

**Dept. of Public Health, School of Medicine,
International University of Health and Welfare, Japan**

E-mail: kwada@iuhw.ac.jp

Daily new confirmed COVID-19 cases per million people

7-day rolling average. Due to limited testing, the number of confirmed cases is lower than the true number of infections.

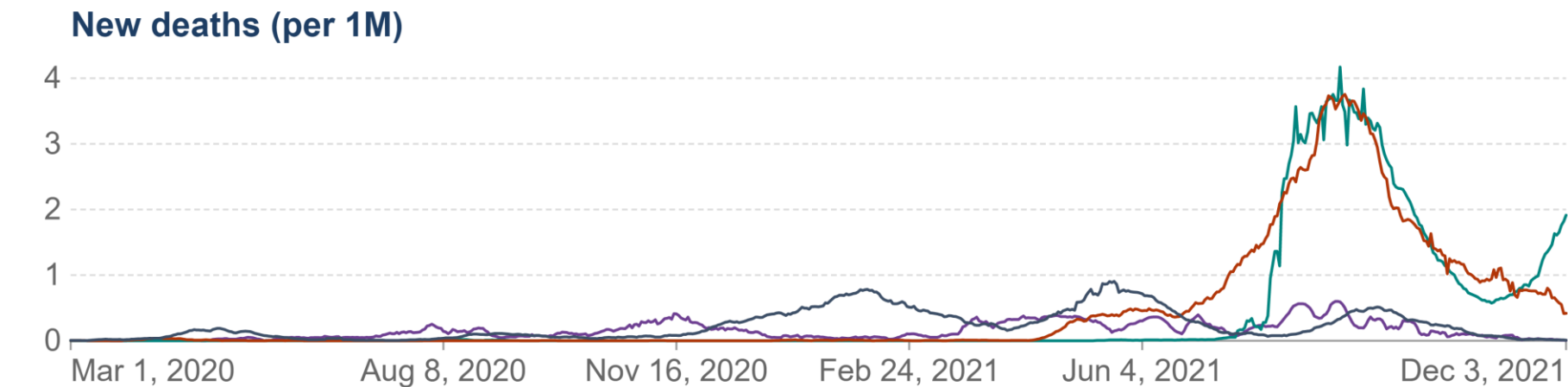
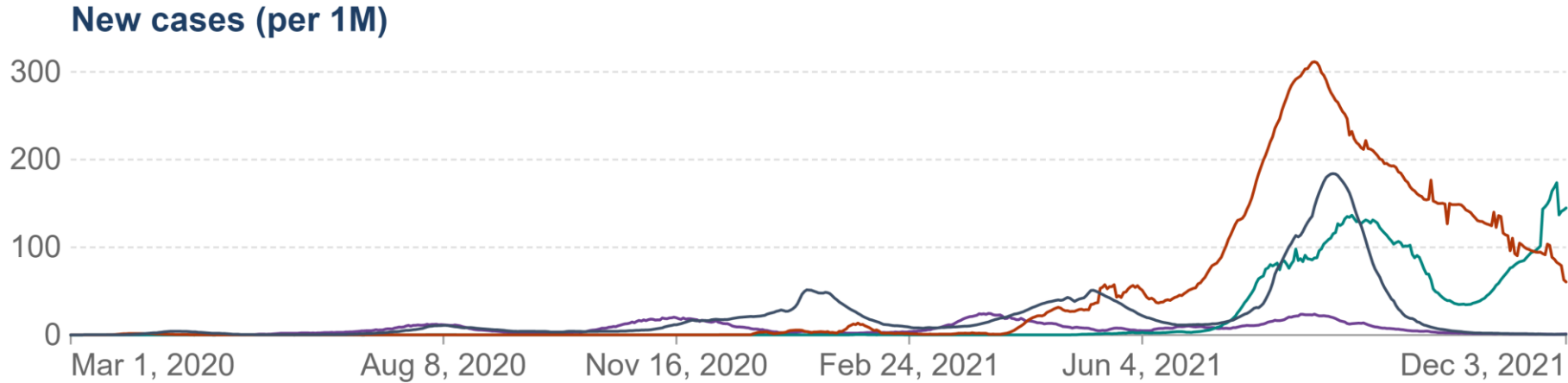


Daily new confirmed COVID-19 cases & deaths per million people

7-day rolling average. Limited testing and challenges in the attribution of cause of death means the cases and deaths counts may not be accurate.



Japan Thailand Vietnam Kenya



Tokyo logs record COVID cases over 5,000 amid medical collapse fears



KYODO NEWS - Aug 5, 2021 - 19:08 | All, Japan, Coronavirus

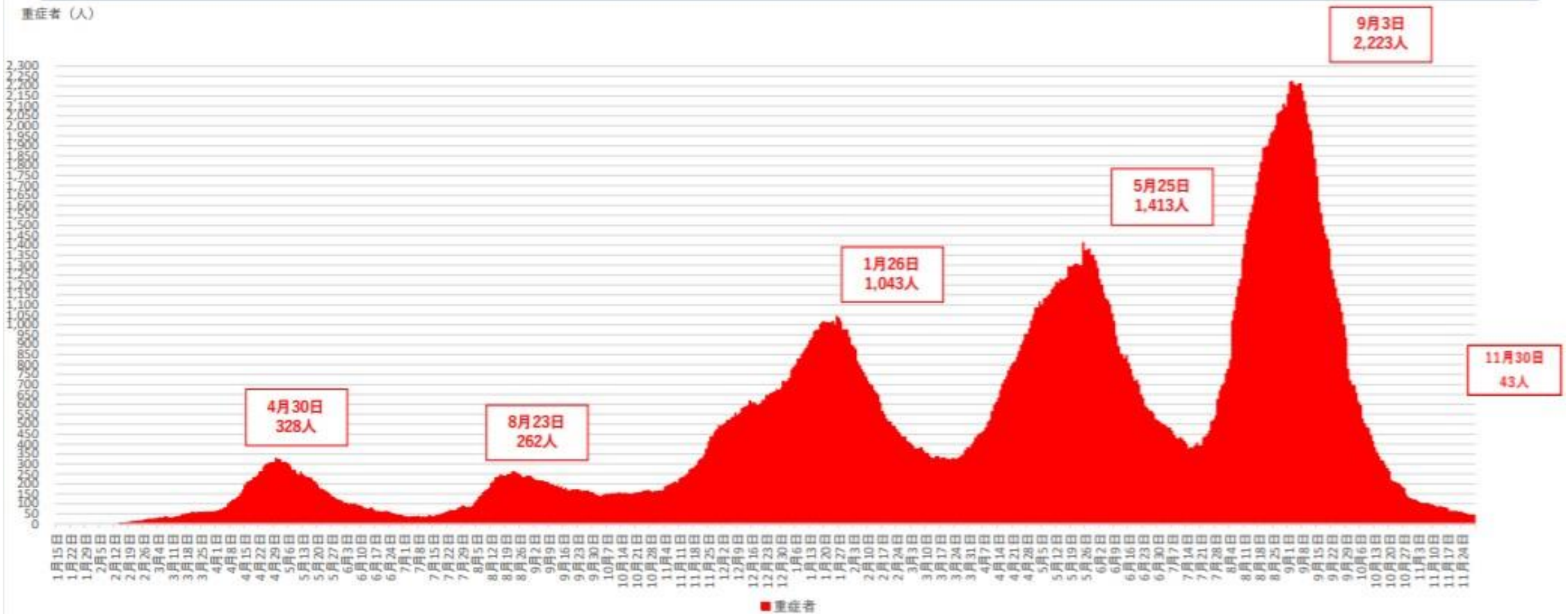


TOKYO – Daily coronavirus cases confirmed in Tokyo reached a record 5,042 on Thursday, topping the 5,000 mark for the first time, the metropolitan government said, as a resurgence of the virus places a strain on the medical system in Japan.

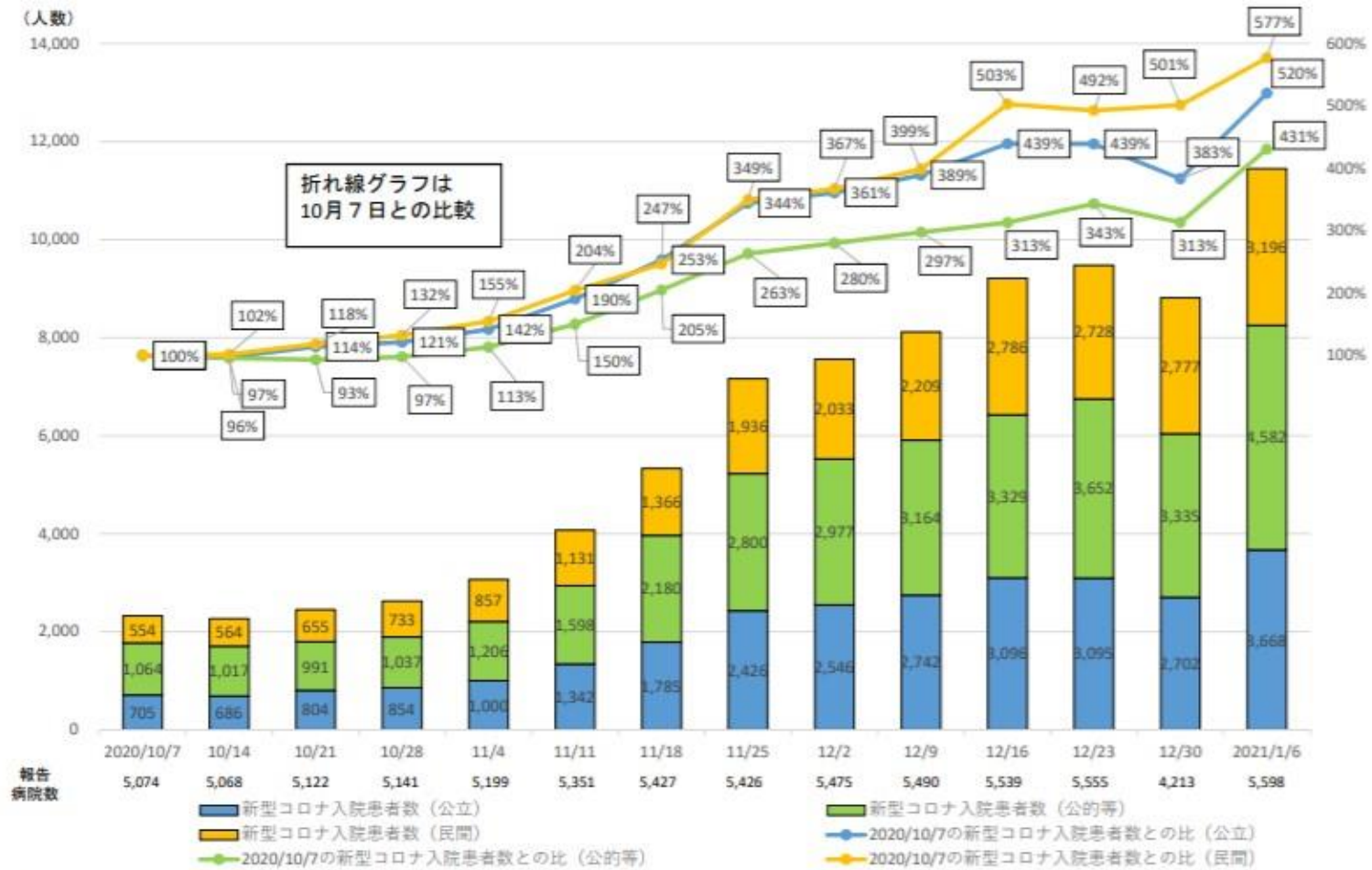
Tokyo, hosting the Olympics while under its fourth state of emergency over the pandemic, reported a record figure for the second straight day after logging 4,166 cases Wednesday.

Number of patients needing intensive care due to COVID-19 in Japan

Number of patients with severe symptoms

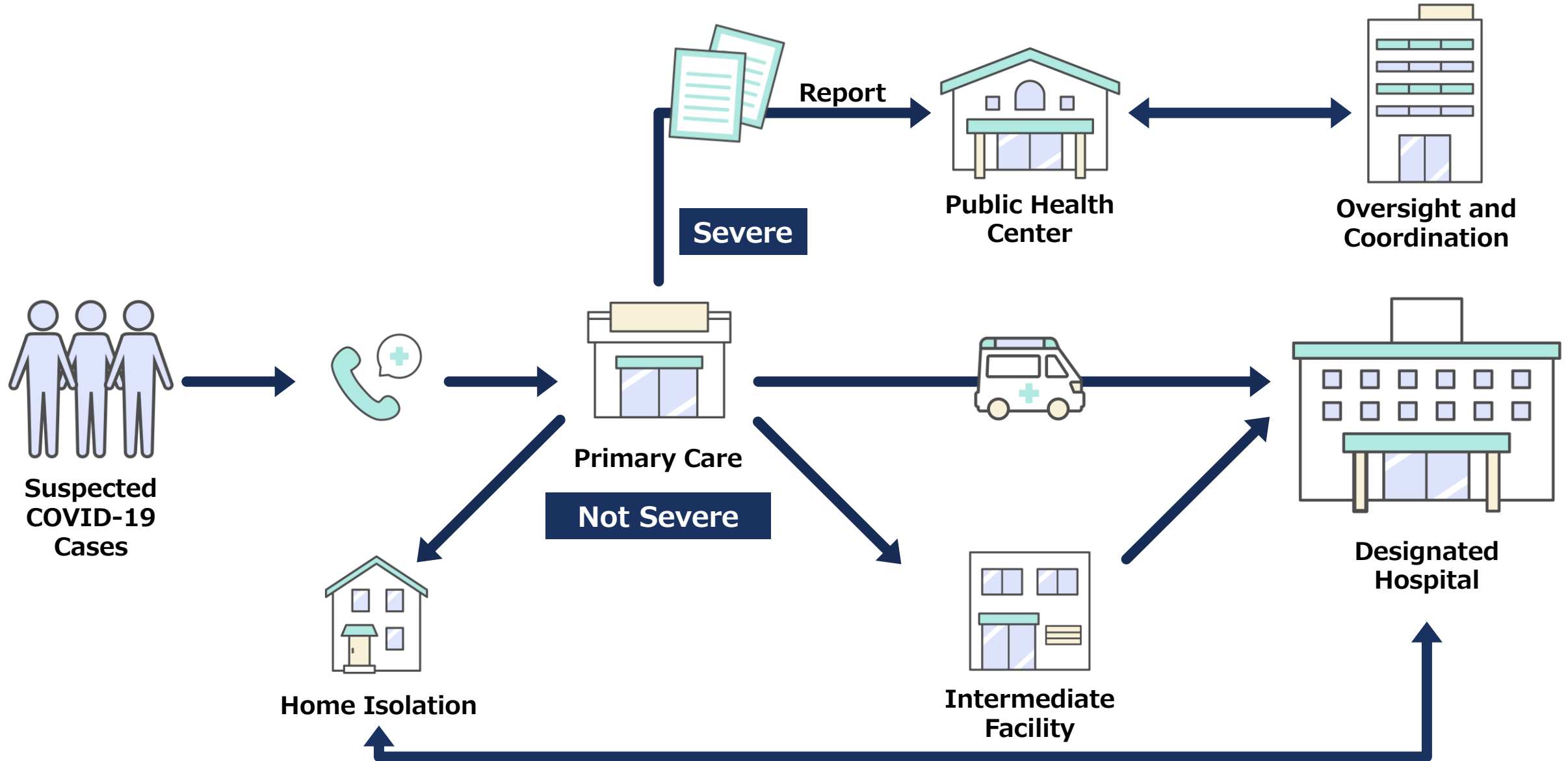


Number of COVID-19 hospitalizations by sector (national, public, private)



※ 新型コロナ入院患者数：G-MISで報告のあった当該日における新型コロナウイルス感染症の入院患者数
 ※ 公立：新公立病院改革プラン策定対象病院 公的等：公的医療機関等2025プラン策定対象医療機関（民間の地域医療支援病院を含む） 民間：公立・公的等以外
 ※ 報告病院数：G-MISで報告のあった病院数（注：12月30日は休日のため報告病院数が少ないと考えられる。）

The Importance of Securing Healthcare Pathway and Bed Management



Health at a Glance 2021: OECD Indicators

Highlights for Japan

Resources for health are somewhat above the OECD average, with higher-than-average health and long-term care spending

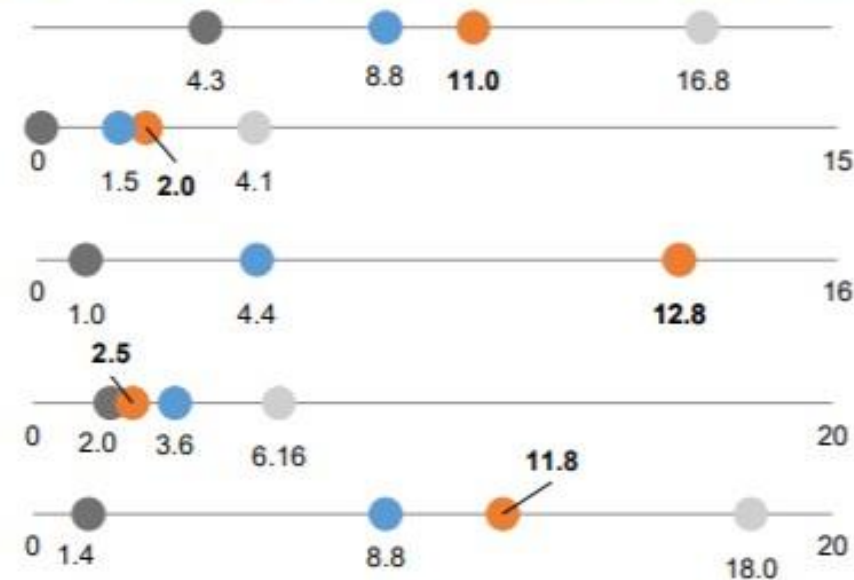
Health spending (2019 or nearest year)
% GDP

Long-term care spending (2019 or nearest year)
% GDP

Hospital beds (2019 or nearest year)
Per 1 000 population

Doctors (2019 or nearest year)
Practicing physicians (per 1 000 population)

Nurses (2019 or nearest year)
Practicing nurses (per 1 000 population)



<https://www.oecd.org/japan/health-at-a-glance-japan-en.pdf>

Higher number of beds but lower number of health care workers in Japan.


What happened in Japan ~Lessons learned~

- Limited capacities for providing adequate care to all patients during the surge period.
- Less than expected COVID-19 response efforts from public hospitals.
- Financial incentives needed to mobilize private hospitals for the care of infected patients.
- Lack of leadership and coordination by the local governments.
- Lack of law enforcement that require hospitals to comply with the government's request during the critical period.
- Lack of health care workers who are trained in infectious diseases.

What we are trying in Japan for the potential next surge

Before

- “Who” or “what hospitals” will respond “when” and “how” was not determined.
- Not enough beds were secured.
- Financial incentives for health care workers and hospitals were not enough.



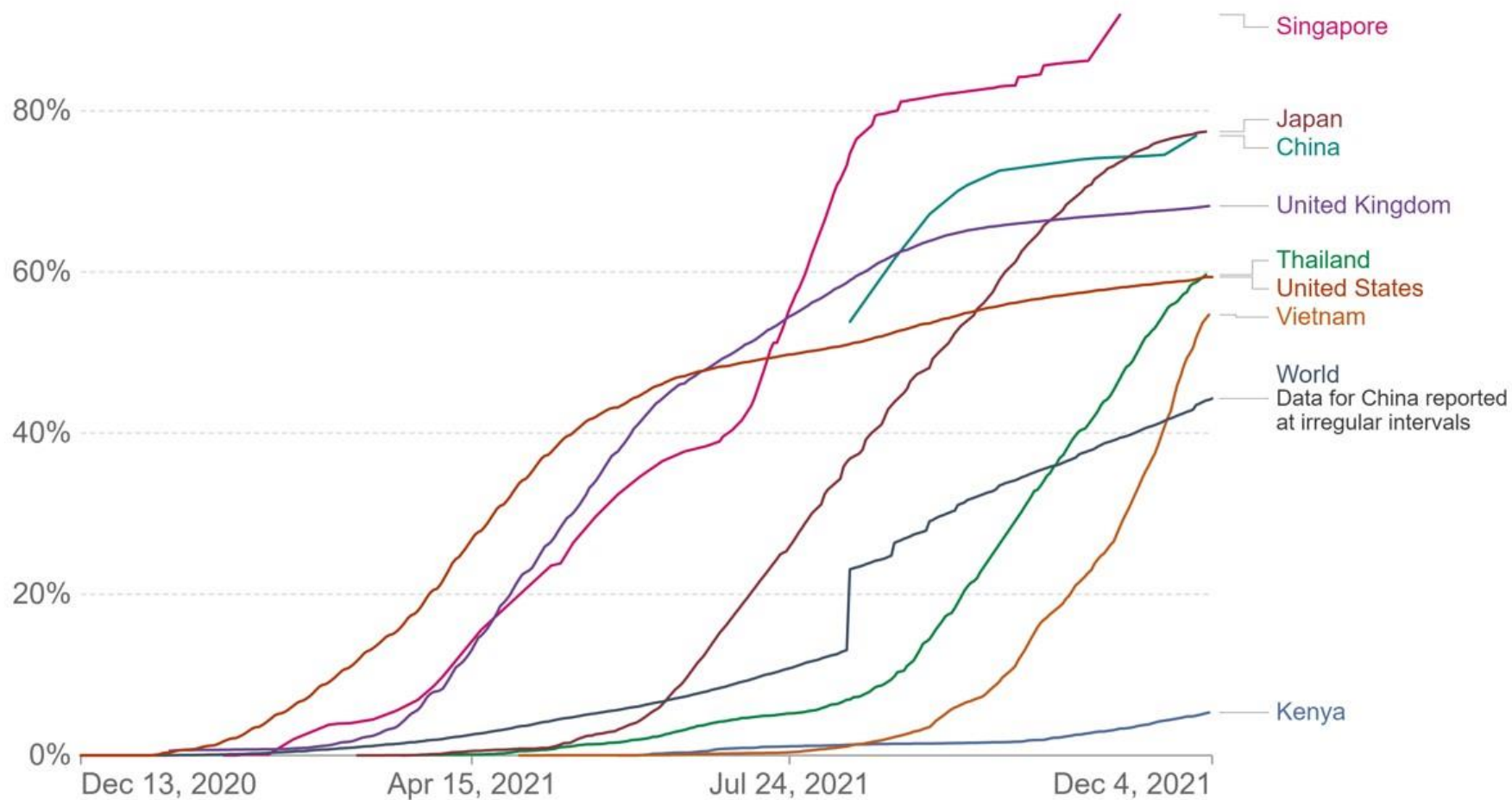
After

- The national government will enforce local governments to develop an effective plan for the next surge.
- By law, public hospitals will have more responsibilities to care for patients with COVID-19.
- The government will provide direct incentives for nurses and other staff.

Share of the population fully vaccinated against COVID-19

Total number of people who received all doses prescribed by the vaccination protocol, divided by the total population of the country.

Our World
in Data



Source: Official data collated by Our World in Data. Alternative definitions of a full vaccination, e.g. having been infected with SARS-CoV-2 and having 1 dose of a 2-dose protocol, are ignored to maximize comparability between countries.

CC BY