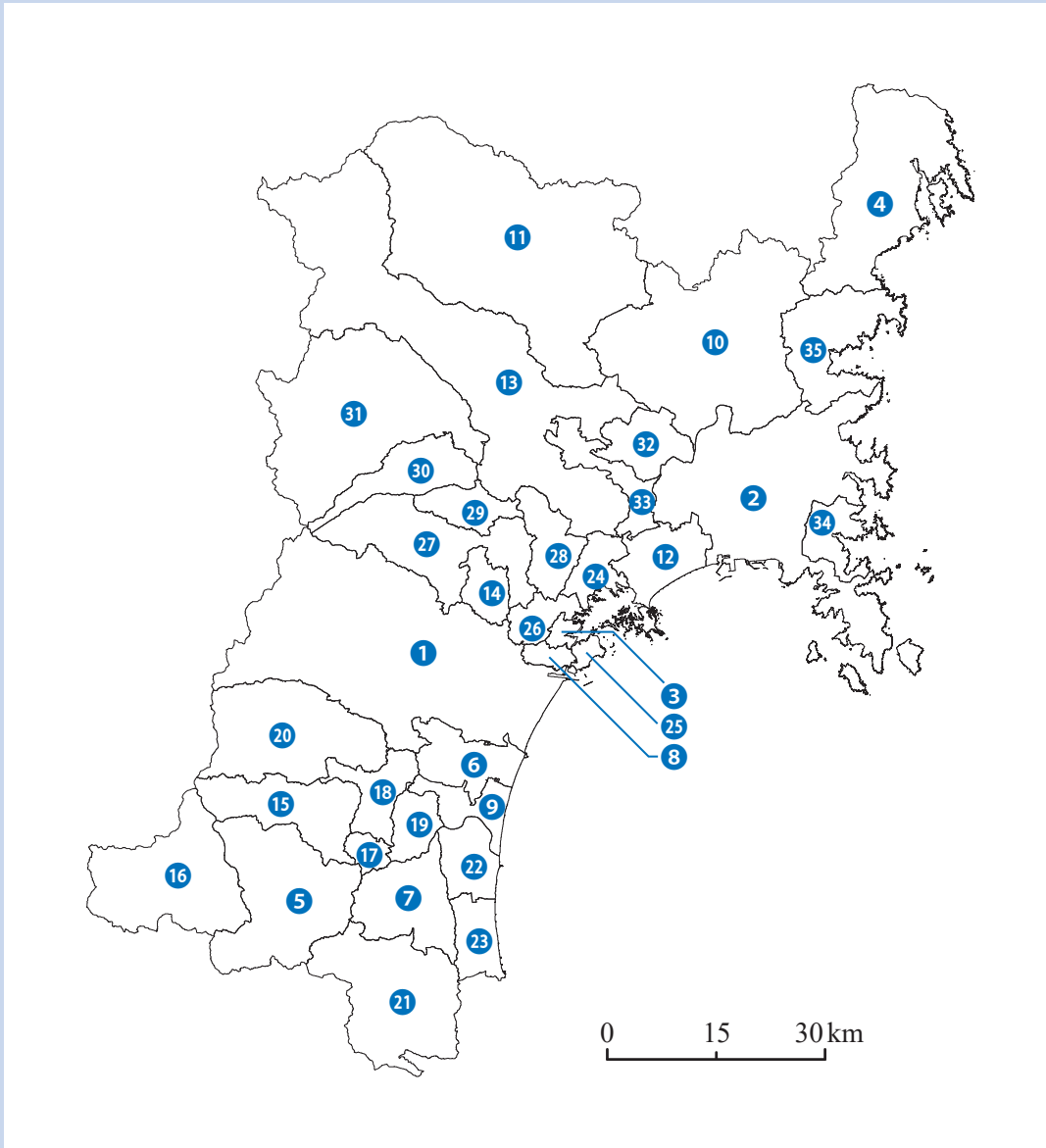


# Reference Materials



- |                        |                     |                          |                              |
|------------------------|---------------------|--------------------------|------------------------------|
| (1) Sendai City        | (2) Ishinomaki City | (3) Shiogama City        | (4) Kesenuma City            |
| (5) Shiroishi City     | (6) Natori City     | (7) Kakuda City          | (8) Tagajo City              |
| (9) Iwanuma City       | (10) Tome City      | (11) Kurihara City       | (12) Higashi-Matsushima City |
| (13) Osaki City        | (14) Tomiya City    | (15) Zao Town            | (16) Shichikashuku Town      |
| (17) Ogawara Town      | (18) Murata Town    | (19) Shibata Town        | (20) Kawasaki Town           |
| (21) Marumori Town     | (22) Watari Town    | (23) Yamamoto Town       | (24) Matsushima Town         |
| (25) Shichigahama Town | (26) Rifu Town      | (27) Taiwa Town          | (28) Osato Town              |
| (29) Ohira Village     | (30) Shikama Town   | (31) Kami Town           | (32) Wakuya Town             |
| (33) Misato Town       | (34) Onagawa Town   | (35) Minami-Sanriku Town |                              |

# Reference Materials 1: Municipality Rankings for the SDGs

## Miyagi Model

In order to visualize the various issues that municipalities in Miyagi Prefecture should address from the perspective of improving human security and achieving a prefecture where “no one is left behind,” each municipality has been ranked according to their scores for the Life Indicators (26 indicators), Livelihood Indicators (48 indicators), and Dignity Indicators (25 indicators) and then mapped. For data sources, please see Chapter 3.

The municipality rankings have been grouped based on the following five sets of rankings: 1-7, 8-14, 15-21, 22-28, and 29-35. The shading on the map corresponds to these groups, but note that the number of municipalities in each group is not always consistent because there are cases where municipalities share the same ranking. Some maps have only three or four shades. Due to rounding, there are

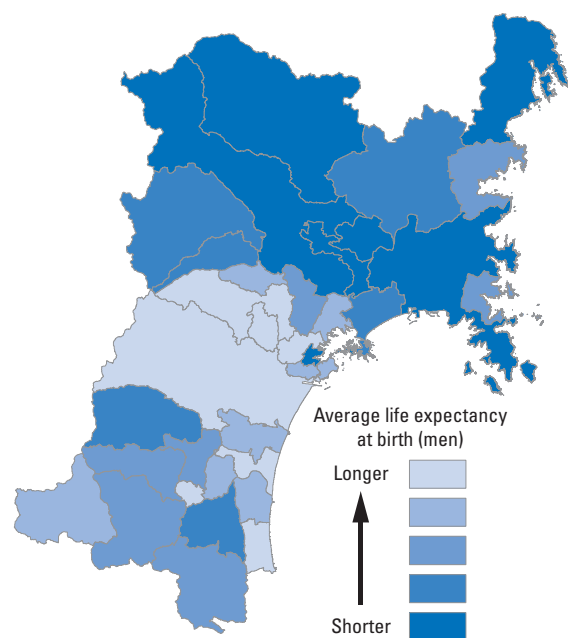
cases in which the rankings are different, even though the figures in the table are the same.

It should be noted that a darker shade does not necessarily indicate fault. For example, having more unpreventable deaths in a natural disaster does not imply fault on the part of the municipality in question. However, it suggests that more issues may need to be resolved in that municipality. Similarly, having a large number of elderly people is not a bad thing, but it means that special policies and care have to be put in place. In addition, it would be simplistic for a municipality with a high rate of unmarried people to tell its residents to get married in order to improve its figures. Rather, these figures are intended to serve as a basis for further thinking about the reasons for the current situation.

### A1 Average life expectancy at birth (men)

| Ranking          | Municipalities     | Years |
|------------------|--------------------|-------|
| 1 <sup>st</sup>  | Rifu Town          | 81.8  |
| 2 <sup>nd</sup>  | Sendai City        | 81.7  |
| 3 <sup>rd</sup>  | Iwanuma City       | 81.6  |
| 4 <sup>th</sup>  | Tomiya City        | 81.5  |
| 4 <sup>th</sup>  | Yamamoto Town      | 81.5  |
| 6 <sup>th</sup>  | Taiwa Town         | 81.4  |
| 7 <sup>th</sup>  | Ogawara Town       | 81.3  |
| 8 <sup>th</sup>  | Tagajo City        | 81.2  |
| 8 <sup>th</sup>  | Shibata Town       | 81.2  |
| 10 <sup>th</sup> | Natori City        | 81.1  |
| 10 <sup>th</sup> | Shichigahama Town  | 81.1  |
| 10 <sup>th</sup> | Ohira Village      | 81.1  |
| 13 <sup>th</sup> | Shichikashuku Town | 81.0  |
| 13 <sup>th</sup> | Watari Town        | 81.0  |
| 13 <sup>th</sup> | Matsushima Town    | 81.0  |
| 16 <sup>th</sup> | Murata Town        | 80.9  |
| 16 <sup>th</sup> | Marumori Town      | 80.9  |
| 18 <sup>th</sup> | Zao Town           | 80.8  |

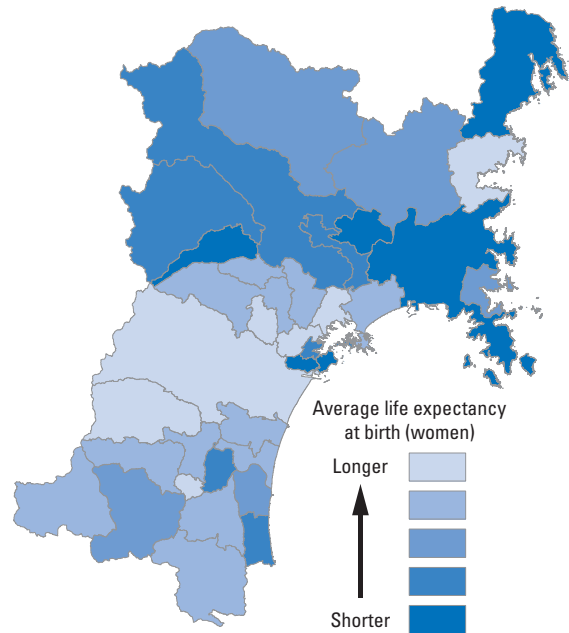
| Ranking          | Municipalities          | Years |
|------------------|-------------------------|-------|
| 19 <sup>th</sup> | Shiroishi City          | 80.7  |
| 19 <sup>th</sup> | Osato Town              | 80.7  |
| 19 <sup>th</sup> | Onagawa Town            | 80.7  |
| 19 <sup>th</sup> | Minami-Sanriku Town     | 80.7  |
| 23 <sup>rd</sup> | Tome City               | 80.6  |
| 23 <sup>rd</sup> | Higashi-Matsushima City | 80.6  |
| 23 <sup>rd</sup> | Kawasaki Town           | 80.6  |
| 26 <sup>th</sup> | Kakuda City             | 80.5  |
| 26 <sup>th</sup> | Shikama Town            | 80.5  |
| 26 <sup>th</sup> | Kami Town               | 80.5  |
| 29 <sup>th</sup> | Kurihara City           | 80.4  |
| 29 <sup>th</sup> | Misato Town             | 80.4  |
| 31 <sup>st</sup> | Ishinomaki City         | 80.3  |
| 32 <sup>nd</sup> | Shiogama City           | 80.2  |
| 32 <sup>nd</sup> | Osaki City              | 80.2  |
| 34 <sup>th</sup> | Wakuya Town             | 80.1  |
| 35 <sup>th</sup> | Kesenuma City           | 80.0  |



### A1 Average life expectancy at birth (women)

| Ranking          | Municipalities          | Years |
|------------------|-------------------------|-------|
| 1 <sup>st</sup>  | Tomiya City             | 87.8  |
| 2 <sup>nd</sup>  | Rifu Town               | 87.6  |
| 2 <sup>nd</sup>  | Sendai City             | 87.6  |
| 2 <sup>nd</sup>  | Ogawara Town            | 87.6  |
| 5 <sup>th</sup>  | Matsushima Town         | 87.5  |
| 5 <sup>th</sup>  | Minami-Sanriku Town     | 87.5  |
| 5 <sup>th</sup>  | Kawasaki Town           | 87.5  |
| 8 <sup>th</sup>  | Iwanuma City            | 87.4  |
| 8 <sup>th</sup>  | Murata Town             | 87.4  |
| 10 <sup>th</sup> | Shichikashuku Town      | 87.3  |
| 11 <sup>th</sup> | Ohira Village           | 87.2  |
| 11 <sup>th</sup> | Higashi-Matsushima City | 87.2  |
| 11 <sup>th</sup> | Kakuda City             | 87.2  |
| 14 <sup>th</sup> | Taiwa Town              | 87.1  |
| 14 <sup>th</sup> | Natori City             | 87.1  |
| 14 <sup>th</sup> | Marumori Town           | 87.1  |
| 14 <sup>th</sup> | Zao Town                | 87.1  |
| 14 <sup>th</sup> | Osato Town              | 87.1  |

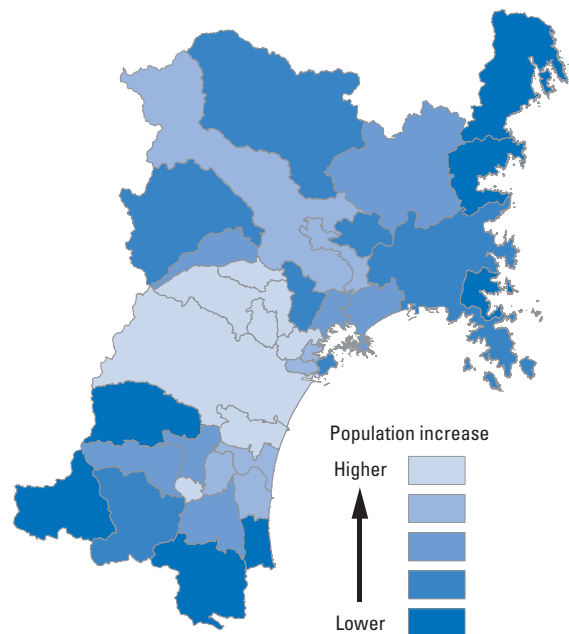
| Ranking          | Municipalities    | Years |
|------------------|-------------------|-------|
| 19 <sup>th</sup> | Watari Town       | 87.0  |
| 19 <sup>th</sup> | Onagawa Town      | 87.0  |
| 19 <sup>th</sup> | Shiroishi City    | 87.0  |
| 19 <sup>th</sup> | Tome City         | 87.0  |
| 19 <sup>th</sup> | Kurihara City     | 87.0  |
| 24 <sup>th</sup> | Kami Town         | 86.9  |
| 25 <sup>th</sup> | Yamamoto Town     | 86.8  |
| 25 <sup>th</sup> | Shibata Town      | 86.8  |
| 25 <sup>th</sup> | Misato Town       | 86.8  |
| 25 <sup>th</sup> | Osaki City        | 86.8  |
| 25 <sup>th</sup> | Shiogama City     | 86.8  |
| 30 <sup>th</sup> | Tagajo City       | 86.7  |
| 30 <sup>th</sup> | Shichigahama Town | 86.7  |
| 30 <sup>th</sup> | Shikama Town      | 86.7  |
| 30 <sup>th</sup> | Ishinomaki City   | 86.7  |
| 30 <sup>th</sup> | Wakuya Town       | 86.7  |
| 30 <sup>th</sup> | Kesenuma City     | 86.7  |



### A2 Population increase/decrease (% change between 2011 and 2021)

| Ranking          | Municipalities          | %       |
|------------------|-------------------------|---------|
| 1 <sup>st</sup>  | Taiwa Town              | 11.854  |
| 2 <sup>nd</sup>  | Tomiya City             | 9.015   |
| 3 <sup>rd</sup>  | Natori City             | 7.853   |
| 4 <sup>th</sup>  | Ohira Village           | 7.237   |
| 5 <sup>th</sup>  | Sendai City             | 4.370   |
| 6 <sup>th</sup>  | Rifu Town               | 3.448   |
| 7 <sup>th</sup>  | Ogawara Town            | 0.699   |
| 8 <sup>th</sup>  | Iwanuma City            | 0.405   |
| 9 <sup>th</sup>  | Shibata Town            | -1.323  |
| 10 <sup>th</sup> | Tagajo City             | -1.630  |
| 11 <sup>th</sup> | Misato Town             | -4.797  |
| 12 <sup>th</sup> | Osaki City              | -5.506  |
| 13 <sup>th</sup> | Watari Town             | -5.527  |
| 14 <sup>th</sup> | Shiogama City           | -7.456  |
| 15 <sup>th</sup> | Tome City               | -8.779  |
| 16 <sup>th</sup> | Higashi-Matsushima City | -9.174  |
| 17 <sup>th</sup> | Kakuda City             | -10.498 |
| 18 <sup>th</sup> | Shikama Town            | -10.964 |

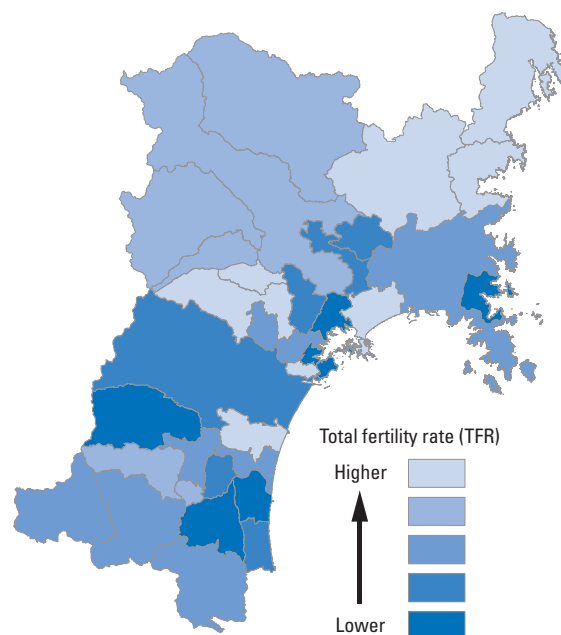
| Ranking          | Municipalities      | %       |
|------------------|---------------------|---------|
| 19 <sup>th</sup> | Zao Town            | -11.442 |
| 20 <sup>th</sup> | Murata Town         | -11.676 |
| 21 <sup>st</sup> | Matsushima Town     | -12.042 |
| 22 <sup>nd</sup> | Osato Town          | -12.175 |
| 23 <sup>rd</sup> | Shiroishi City      | -12.395 |
| 24 <sup>th</sup> | Shichigahama Town   | -12.455 |
| 25 <sup>th</sup> | Wakuya Town         | -12.558 |
| 26 <sup>th</sup> | Ishinomaki City     | -13.295 |
| 27 <sup>th</sup> | Kurihara City       | -14.355 |
| 28 <sup>th</sup> | Kami Town           | -14.555 |
| 29 <sup>th</sup> | Kawasaki Town       | -14.739 |
| 30 <sup>th</sup> | Kesenuma City       | -18.659 |
| 31 <sup>st</sup> | Marumori Town       | -19.789 |
| 32 <sup>nd</sup> | Shichikashuku Town  | -25.180 |
| 33 <sup>rd</sup> | Yamamoto Town       | -29.251 |
| 34 <sup>th</sup> | Minami-Sanriku Town | -37.242 |
| 35 <sup>th</sup> | Onagawa Town        | -43.254 |



### A3 Total fertility rate (TFR)

| Ranking          | Municipalities          |      |
|------------------|-------------------------|------|
| 1 <sup>st</sup>  | Taiwa Town              | 1.65 |
| 2 <sup>nd</sup>  | Ohira Village           | 1.64 |
| 3 <sup>rd</sup>  | Tagajo City             | 1.57 |
| 4 <sup>th</sup>  | Kesenuma City           | 1.54 |
| 4 <sup>th</sup>  | Minami-Sanriku Town     | 1.54 |
| 6 <sup>th</sup>  | Higashi-Matsushima City | 1.53 |
| 7 <sup>th</sup>  | Natori City             | 1.51 |
| 7 <sup>th</sup>  | Tome City               | 1.51 |
| 9 <sup>th</sup>  | Ogawara Town            | 1.49 |
| 9 <sup>th</sup>  | Zao Town                | 1.49 |
| 11 <sup>th</sup> | Kurihara City           | 1.48 |
| 12 <sup>th</sup> | Osaki City              | 1.46 |
| 12 <sup>th</sup> | Kami Town               | 1.46 |
| 14 <sup>th</sup> | Shikama Town            | 1.44 |
| 15 <sup>th</sup> | Ishinomaki City         | 1.42 |
| 15 <sup>th</sup> | Marumori Town           | 1.42 |
| 17 <sup>th</sup> | Tomiya City             | 1.39 |
| 18 <sup>th</sup> | Rifu Town               | 1.37 |

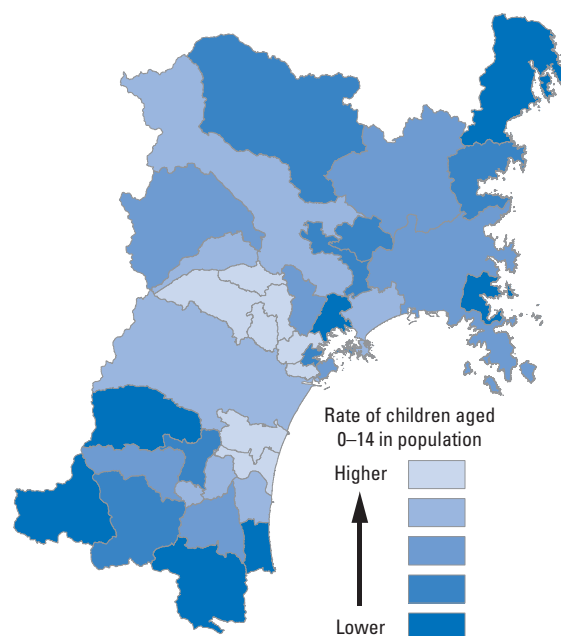
| Ranking          | Municipalities     |      |
|------------------|--------------------|------|
| 18 <sup>th</sup> | Iwanuma City       | 1.37 |
| 20 <sup>th</sup> | Shiroishi City     | 1.36 |
| 21 <sup>st</sup> | Murata Town        | 1.35 |
| 21 <sup>st</sup> | Shichikashuku Town | 1.35 |
| 23 <sup>rd</sup> | Shibata Town       | 1.33 |
| 24 <sup>th</sup> | Misato Town        | 1.32 |
| 25 <sup>th</sup> | Osato Town         | 1.31 |
| 26 <sup>th</sup> | Sendai City        | 1.30 |
| 27 <sup>th</sup> | Wakuya Town        | 1.29 |
| 27 <sup>th</sup> | Yamamoto Town      | 1.29 |
| 29 <sup>th</sup> | Watari Town        | 1.27 |
| 30 <sup>th</sup> | Shiogama City      | 1.25 |
| 30 <sup>th</sup> | Kakuda City        | 1.25 |
| 32 <sup>nd</sup> | Kawasaki Town      | 1.22 |
| 33 <sup>rd</sup> | Matsushima Town    | 1.17 |
| 33 <sup>rd</sup> | Shichigahama Town  | 1.17 |
| 35 <sup>th</sup> | Onagawa Town       | 0.64 |



### A4 Rate of children aged 0–14 in population

| Ranking          | Municipalities          | %      |
|------------------|-------------------------|--------|
| 1 <sup>st</sup>  | Tomiya City             | 18.703 |
| 2 <sup>nd</sup>  | Natori City             | 15.692 |
| 3 <sup>rd</sup>  | Rifu Town               | 15.560 |
| 4 <sup>th</sup>  | Taiwa Town              | 15.359 |
| 5 <sup>th</sup>  | Ohira Village           | 14.617 |
| 6 <sup>th</sup>  | Iwanuma City            | 14.501 |
| 7 <sup>th</sup>  | Tagajo City             | 14.122 |
| 8 <sup>th</sup>  | Ogawara Town            | 13.873 |
| 9 <sup>th</sup>  | Higashi-Matsushima City | 13.628 |
| 10 <sup>th</sup> | Osaki City              | 12.885 |
| 11 <sup>th</sup> | Shikama Town            | 12.807 |
| 12 <sup>th</sup> | Watari Town             | 12.612 |
| 13 <sup>th</sup> | Sendai City             | 12.451 |
| 14 <sup>th</sup> | Shibata Town            | 12.186 |
| 15 <sup>th</sup> | Shichigahama Town       | 12.133 |
| 16 <sup>th</sup> | Tome City               | 11.903 |
| 17 <sup>th</sup> | Kakuda City             | 11.682 |
| 18 <sup>th</sup> | Ishinomaki City         | 11.569 |

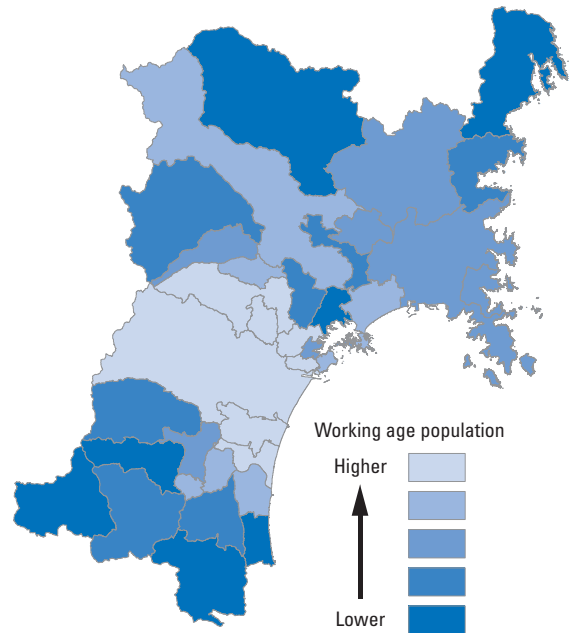
| Ranking          | Municipalities      | %      |
|------------------|---------------------|--------|
| 19 <sup>th</sup> | Osato Town          | 11.493 |
| 20 <sup>th</sup> | Zao Town            | 11.370 |
| 21 <sup>st</sup> | Kami Town           | 11.360 |
| 22 <sup>nd</sup> | Misato Town         | 11.347 |
| 23 <sup>rd</sup> | Shiroishi City      | 11.038 |
| 24 <sup>th</sup> | Murata Town         | 10.979 |
| 25 <sup>th</sup> | Wakuya Town         | 10.864 |
| 26 <sup>th</sup> | Shiogama City       | 10.711 |
| 27 <sup>th</sup> | Kurihara City       | 10.483 |
| 28 <sup>th</sup> | Minami-Sanriku Town | 10.309 |
| 29 <sup>th</sup> | Kesenuma City       | 10.192 |
| 30 <sup>th</sup> | Kawasaki Town       | 9.797  |
| 31 <sup>st</sup> | Marumori Town       | 9.771  |
| 32 <sup>nd</sup> | Matsushima Town     | 9.539  |
| 33 <sup>rd</sup> | Yamamoto Town       | 9.274  |
| 34 <sup>th</sup> | Onagawa Town        | 8.748  |
| 35 <sup>th</sup> | Shichikashuku Town  | 6.845  |



### A5 Working age population (aged 15-64)

| Ranking          | Municipalities          | %      |
|------------------|-------------------------|--------|
| 1 <sup>st</sup>  | Sendai City             | 64.983 |
| 2 <sup>nd</sup>  | Rifu Town               | 64.009 |
| 3 <sup>rd</sup>  | Tagajo City             | 63.829 |
| 4 <sup>th</sup>  | Tomiya City             | 63.637 |
| 5 <sup>th</sup>  | Natori City             | 63.462 |
| 6 <sup>th</sup>  | Taiwa Town              | 63.253 |
| 7 <sup>th</sup>  | Iwanuma City            | 62.077 |
| 8 <sup>th</sup>  | Shibata Town            | 61.932 |
| 9 <sup>th</sup>  | Shichigahama Town       | 61.227 |
| 10 <sup>th</sup> | Ogawara Town            | 60.912 |
| 11 <sup>th</sup> | Higashi-Matsushima City | 60.141 |
| 12 <sup>th</sup> | Osaki City              | 60.085 |
| 13 <sup>th</sup> | Watari Town             | 59.437 |
| 14 <sup>th</sup> | Ohira Village           | 58.413 |
| 15 <sup>th</sup> | Murata Town             | 58.287 |
| 16 <sup>th</sup> | Ishinomaki City         | 58.161 |
| 17 <sup>th</sup> | Shiogama City           | 57.995 |
| 18 <sup>th</sup> | Onagawa Town            | 57.682 |

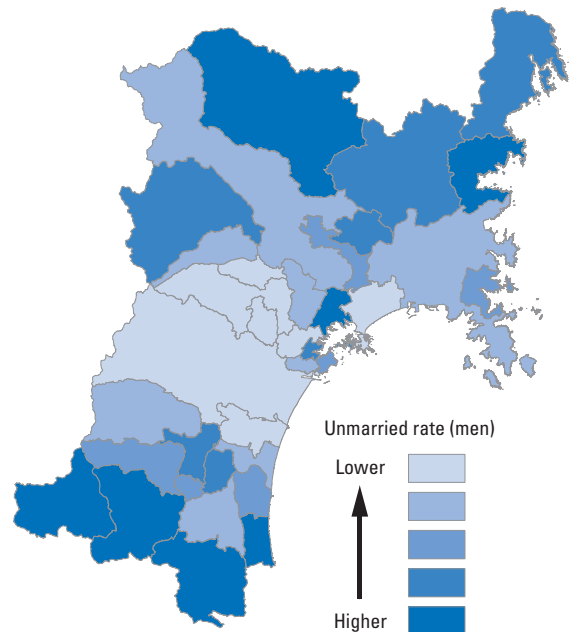
| Ranking          | Municipalities      | %      |
|------------------|---------------------|--------|
| 19 <sup>th</sup> | Tome City           | 57.115 |
| 20 <sup>th</sup> | Shikama Town        | 57.088 |
| 21 <sup>st</sup> | Wakuya Town         | 57.049 |
| 22 <sup>nd</sup> | Shiroishi City      | 57.033 |
| 23 <sup>rd</sup> | Misato Town         | 56.905 |
| 24 <sup>th</sup> | Kakuda City         | 56.811 |
| 25 <sup>th</sup> | Kawasaki Town       | 56.568 |
| 26 <sup>th</sup> | Minami-Sanriku Town | 56.234 |
| 27 <sup>th</sup> | Osato Town          | 55.795 |
| 28 <sup>th</sup> | Kami Town           | 55.619 |
| 29 <sup>th</sup> | Zao Town            | 55.389 |
| 30 <sup>th</sup> | Matsushima Town     | 55.199 |
| 31 <sup>st</sup> | Kesenuma City       | 54.629 |
| 32 <sup>nd</sup> | Yamamoto Town       | 54.076 |
| 33 <sup>rd</sup> | Kurihara City       | 53.301 |
| 34 <sup>th</sup> | Marumori Town       | 52.779 |
| 35 <sup>th</sup> | Shichikashuku Town  | 47.023 |



### A6 Unmarried rate (at 50 years old) (men)

| Ranking          | Municipalities          | %    |
|------------------|-------------------------|------|
| 1 <sup>st</sup>  | Tomiya City             | 9.9  |
| 2 <sup>nd</sup>  | Rifu Town               | 10.2 |
| 3 <sup>rd</sup>  | Ohira Village           | 12.3 |
| 4 <sup>th</sup>  | Natori City             | 14.6 |
| 5 <sup>th</sup>  | Sendai City             | 19.3 |
| 6 <sup>th</sup>  | Higashi-Matsushima City | 19.6 |
| 7 <sup>th</sup>  | Taiwa Town              | 20.0 |
| 8 <sup>th</sup>  | Osato Town              | 20.3 |
| 9 <sup>th</sup>  | Shikama Town            | 20.6 |
| 10 <sup>th</sup> | Tagajo City             | 20.7 |
| 11 <sup>th</sup> | Iwanuma City            | 21.8 |
| 12 <sup>th</sup> | Osaki City              | 22.1 |
| 12 <sup>th</sup> | Kakuda City             | 22.1 |
| 14 <sup>th</sup> | Ishinomaki City         | 22.4 |
| 14 <sup>th</sup> | Kawasaki Town           | 22.4 |
| 16 <sup>th</sup> | Onagawa Town            | 22.5 |
| 17 <sup>th</sup> | Ogawara Town            | 22.6 |
| 18 <sup>th</sup> | Watari Town             | 22.7 |

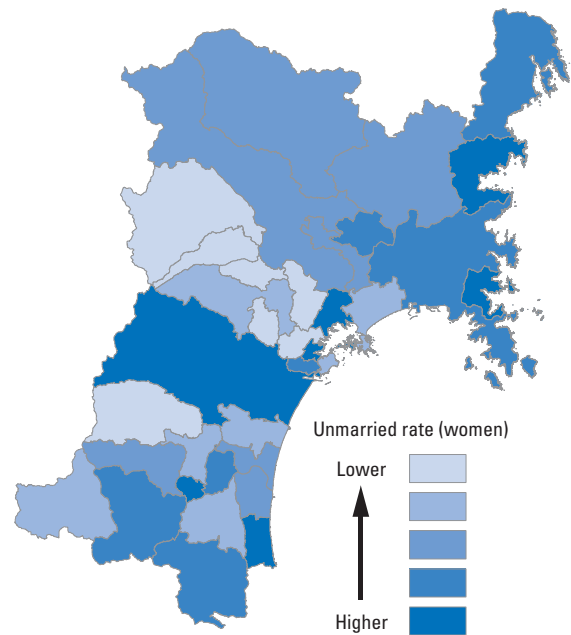
| Ranking          | Municipalities      | %    |
|------------------|---------------------|------|
| 19 <sup>th</sup> | Shichigahama Town   | 22.9 |
| 20 <sup>th</sup> | Misato Town         | 23.0 |
| 21 <sup>st</sup> | Zao Town            | 23.1 |
| 22 <sup>nd</sup> | Kami Town           | 23.9 |
| 23 <sup>rd</sup> | Tome City           | 25.1 |
| 24 <sup>th</sup> | Wakuya Town         | 25.4 |
| 24 <sup>th</sup> | Kesenuma City       | 25.4 |
| 26 <sup>th</sup> | Murata Town         | 25.5 |
| 27 <sup>th</sup> | Shiogama City       | 25.7 |
| 28 <sup>th</sup> | Shibata Town        | 25.8 |
| 29 <sup>th</sup> | Minami-Sanriku Town | 26.3 |
| 30 <sup>th</sup> | Kurihara City       | 26.5 |
| 31 <sup>st</sup> | Shiroishi City      | 26.6 |
| 32 <sup>nd</sup> | Matsushima Town     | 26.7 |
| 32 <sup>nd</sup> | Yamamoto Town       | 26.7 |
| 34 <sup>th</sup> | Shichikashuku Town  | 26.9 |
| 35 <sup>th</sup> | Marumori Town       | 31.0 |



## A6 Unmarried rate (at 50 years old) (women)

| Ranking          | Municipalities          | Index |
|------------------|-------------------------|-------|
| 1 <sup>st</sup>  | Rifu Town               | 3.7   |
| 2 <sup>nd</sup>  | Shikama Town            | 3.9   |
| 3 <sup>rd</sup>  | Osato Town              | 4.8   |
| 4 <sup>th</sup>  | Tomiya City             | 5.1   |
| 5 <sup>th</sup>  | Ohira Village           | 5.2   |
| 6 <sup>th</sup>  | Kami Town               | 5.7   |
| 7 <sup>th</sup>  | Kawasaki Town           | 5.8   |
| 8 <sup>th</sup>  | Shichikashuku Town      | 6.7   |
| 9 <sup>th</sup>  | Taiwa Town              | 6.8   |
| 10 <sup>th</sup> | Higashi-Matsushima City | 7.0   |
| 11 <sup>th</sup> | Kakuda City             | 7.2   |
| 12 <sup>th</sup> | Shichigahama Town       | 7.5   |
| 13 <sup>th</sup> | Natori City             | 7.6   |
| 13 <sup>th</sup> | Murata Town             | 7.6   |
| 15 <sup>th</sup> | Tome City               | 7.8   |
| 15 <sup>th</sup> | Kurihara City           | 7.8   |
| 17 <sup>th</sup> | Watari Town             | 8.1   |
| 18 <sup>th</sup> | Osaki City              | 8.5   |

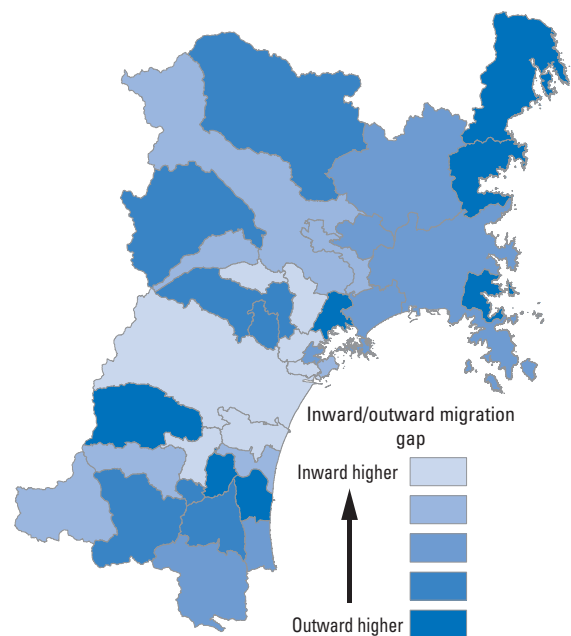
| Ranking          | Municipalities      | Index |
|------------------|---------------------|-------|
| 19 <sup>th</sup> | Zao Town            | 8.7   |
| 20 <sup>th</sup> | Iwanuma City        | 9.2   |
| 20 <sup>th</sup> | Misato Town         | 9.2   |
| 22 <sup>nd</sup> | Shibata Town        | 9.6   |
| 23 <sup>rd</sup> | Tagajo City         | 9.7   |
| 23 <sup>rd</sup> | Marumori Town       | 9.7   |
| 25 <sup>th</sup> | Shiroishi City      | 9.9   |
| 26 <sup>th</sup> | Kesennuma City      | 10.2  |
| 27 <sup>th</sup> | Wakuya Town         | 10.5  |
| 28 <sup>th</sup> | Ishinomaki City     | 11.0  |
| 29 <sup>th</sup> | Matsushima Town     | 11.1  |
| 30 <sup>th</sup> | Ogawara Town        | 11.6  |
| 31 <sup>st</sup> | Minami-Sanriku Town | 12.2  |
| 32 <sup>nd</sup> | Onagawa Town        | 13.3  |
| 32 <sup>nd</sup> | Shiogama City       | 13.3  |
| 34 <sup>th</sup> | Sendai City         | 13.5  |
| 35 <sup>th</sup> | Yamamoto Town       | 14.4  |



## A7 Inward/outward migration gap (between 2010 and 2015)

| Ranking          | Municipalities          | %      |
|------------------|-------------------------|--------|
| 1 <sup>st</sup>  | Rifu Town               | 0.136  |
| 2 <sup>nd</sup>  | Murata Town             | 0.134  |
| 3 <sup>rd</sup>  | Sendai City             | 0.068  |
| 4 <sup>th</sup>  | Ohira Village           | 0.066  |
| 5 <sup>th</sup>  | Natori City             | 0.052  |
| 6 <sup>th</sup>  | Osato Town              | 0.046  |
| 7 <sup>th</sup>  | Tagajo City             | 0.038  |
| 8 <sup>th</sup>  | Iwanuma City            | 0.032  |
| 9 <sup>th</sup>  | Zao Town                | 0.023  |
| 10 <sup>th</sup> | Shichikashuku Town      | 0.017  |
| 11 <sup>th</sup> | Shikama Town            | 0.017  |
| 12 <sup>th</sup> | Shichigahama Town       | 0.010  |
| 13 <sup>th</sup> | Misato Town             | 0.000  |
| 14 <sup>th</sup> | Osaki City              | -0.007 |
| 15 <sup>th</sup> | Shiogama City           | -0.027 |
| 16 <sup>th</sup> | Yamamoto Town           | -0.049 |
| 17 <sup>th</sup> | Marumori Town           | -0.066 |
| 18 <sup>th</sup> | Higashi-Matsushima City | -0.069 |

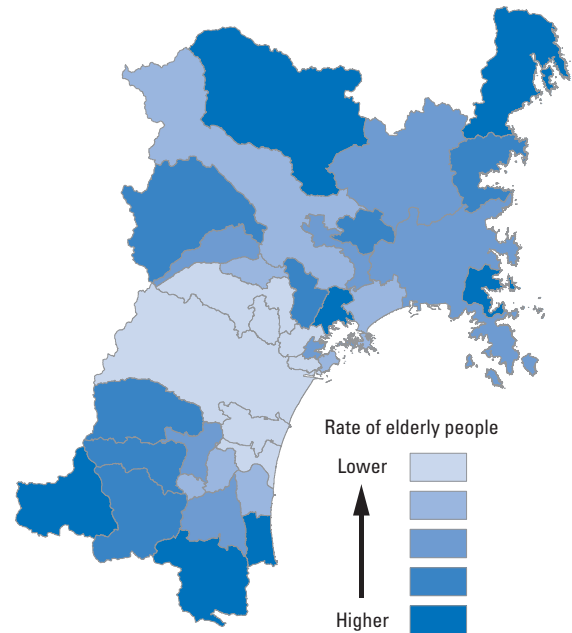
| Ranking          | Municipalities      | %      |
|------------------|---------------------|--------|
| 19 <sup>th</sup> | Ishinomaki City     | -0.074 |
| 20 <sup>th</sup> | Wakuya Town         | -0.079 |
| 21 <sup>st</sup> | Tome City           | -0.084 |
| 22 <sup>nd</sup> | Kakuda City         | -0.101 |
| 23 <sup>rd</sup> | Ogawara Town        | -0.102 |
| 24 <sup>th</sup> | Shiroishi City      | -0.103 |
| 25 <sup>th</sup> | Tomiya City         | -0.106 |
| 26 <sup>th</sup> | Kami Town           | -0.106 |
| 27 <sup>th</sup> | Kurihara City       | -0.110 |
| 28 <sup>th</sup> | Taiwa Town          | -0.128 |
| 29 <sup>th</sup> | Kesennuma City      | -0.146 |
| 30 <sup>th</sup> | Matsushima Town     | -0.164 |
| 31 <sup>st</sup> | Shibata Town        | -0.180 |
| 32 <sup>nd</sup> | Kawasaki Town       | -0.200 |
| 33 <sup>rd</sup> | Onagawa Town        | -0.271 |
| 34 <sup>th</sup> | Watari Town         | -0.357 |
| 35 <sup>th</sup> | Minami-Sanriku Town | -0.402 |



### A8 Rate of elderly people (aged 65 and over)

| Ranking          | Municipalities          | %      |
|------------------|-------------------------|--------|
| 1 <sup>st</sup>  | Tomiya City             | 19.800 |
| 2 <sup>nd</sup>  | Taiwa Town              | 21.990 |
| 3 <sup>rd</sup>  | Natori City             | 22.218 |
| 4 <sup>th</sup>  | Rifu Town               | 22.508 |
| 5 <sup>th</sup>  | Sendai City             | 23.718 |
| 6 <sup>th</sup>  | Tagajo City             | 24.148 |
| 7 <sup>th</sup>  | Iwanuma City            | 25.786 |
| 8 <sup>th</sup>  | Ogawara Town            | 26.951 |
| 9 <sup>th</sup>  | Ohira Village           | 28.455 |
| 10 <sup>th</sup> | Higashi-Matsushima City | 28.682 |
| 11 <sup>th</sup> | Shibata Town            | 29.254 |
| 12 <sup>th</sup> | Osaki City              | 29.390 |
| 13 <sup>th</sup> | Shichigahama Town       | 29.704 |
| 14 <sup>th</sup> | Watari Town             | 30.453 |
| 15 <sup>th</sup> | Ishinomaki City         | 32.444 |
| 16 <sup>th</sup> | Shikama Town            | 33.021 |
| 17 <sup>th</sup> | Shiogama City           | 33.125 |
| 18 <sup>th</sup> | Murata Town             | 33.672 |

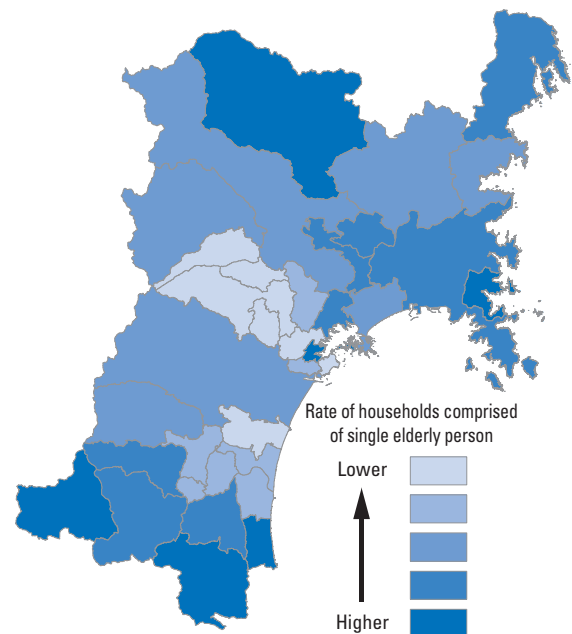
| Ranking          | Municipalities      | %      |
|------------------|---------------------|--------|
| 19 <sup>th</sup> | Tome City           | 33.854 |
| 20 <sup>th</sup> | Misato Town         | 34.138 |
| 21 <sup>st</sup> | Kakuda City         | 34.233 |
| 22 <sup>nd</sup> | Shiroishi City      | 34.334 |
| 23 <sup>rd</sup> | Wakuya Town         | 35.124 |
| 24 <sup>th</sup> | Minami-Sanriku Town | 35.631 |
| 25 <sup>th</sup> | Kawasaki Town       | 35.868 |
| 26 <sup>th</sup> | Kami Town           | 35.921 |
| 27 <sup>th</sup> | Osato Town          | 36.197 |
| 28 <sup>th</sup> | Zao Town            | 36.433 |
| 29 <sup>th</sup> | Kesennuma City      | 37.381 |
| 30 <sup>th</sup> | Matsushima Town     | 37.902 |
| 31 <sup>st</sup> | Onagawa Town        | 38.695 |
| 32 <sup>nd</sup> | Kurihara City       | 38.740 |
| 33 <sup>rd</sup> | Yamamoto Town       | 39.620 |
| 34 <sup>th</sup> | Marumori Town       | 40.251 |
| 35 <sup>th</sup> | Shichikashuku Town  | 46.322 |



### A9 Rate of households comprised of single elderly person (aged 65 and over)

| Ranking          | Municipalities          | %   |
|------------------|-------------------------|-----|
| 1 <sup>st</sup>  | Tomiya City             | 4.5 |
| 2 <sup>nd</sup>  | Rifu Town               | 5.7 |
| 3 <sup>rd</sup>  | Ohira Village           | 6.1 |
| 4 <sup>th</sup>  | Taiwa Town              | 6.5 |
| 4 <sup>th</sup>  | Natori City             | 6.5 |
| 4 <sup>th</sup>  | Shikama Town            | 6.5 |
| 7 <sup>th</sup>  | Shichigahama Town       | 7.1 |
| 8 <sup>th</sup>  | Iwanuma City            | 7.2 |
| 9 <sup>th</sup>  | Shibata Town            | 7.3 |
| 10 <sup>th</sup> | Tagajo City             | 7.7 |
| 10 <sup>th</sup> | Watari Town             | 7.7 |
| 12 <sup>th</sup> | Osato Town              | 8.1 |
| 13 <sup>th</sup> | Murata Town             | 8.2 |
| 14 <sup>th</sup> | Ogawara Town            | 8.6 |
| 15 <sup>th</sup> | Higashi-Matsushima City | 8.7 |
| 16 <sup>th</sup> | Tome City               | 8.9 |
| 17 <sup>th</sup> | Sendai City             | 9.0 |
| 17 <sup>th</sup> | Kawasaki Town           | 9.0 |

| Ranking          | Municipalities      | %    |
|------------------|---------------------|------|
| 19 <sup>th</sup> | Osaki City          | 9.1  |
| 20 <sup>th</sup> | Minami-Sanriku Town | 9.2  |
| 21 <sup>st</sup> | Kami Town           | 9.3  |
| 22 <sup>nd</sup> | Kakuda City         | 9.5  |
| 23 <sup>rd</sup> | Zao Town            | 9.7  |
| 24 <sup>th</sup> | Misato Town         | 10.0 |
| 25 <sup>th</sup> | Shiroishi City      | 10.1 |
| 26 <sup>th</sup> | Wakuya Town         | 10.8 |
| 27 <sup>th</sup> | Ishinomaki City     | 11.0 |
| 28 <sup>th</sup> | Kesennuma City      | 11.2 |
| 28 <sup>th</sup> | Matsushima Town     | 11.2 |
| 30 <sup>th</sup> | Kurihara City       | 11.4 |
| 31 <sup>st</sup> | Marumori Town       | 11.8 |
| 32 <sup>nd</sup> | Shiogama City       | 12.1 |
| 33 <sup>rd</sup> | Yamamoto Town       | 12.4 |
| 34 <sup>th</sup> | Onagawa Town        | 13.2 |
| 35 <sup>th</sup> | Shichikashuku Town  | 22.5 |

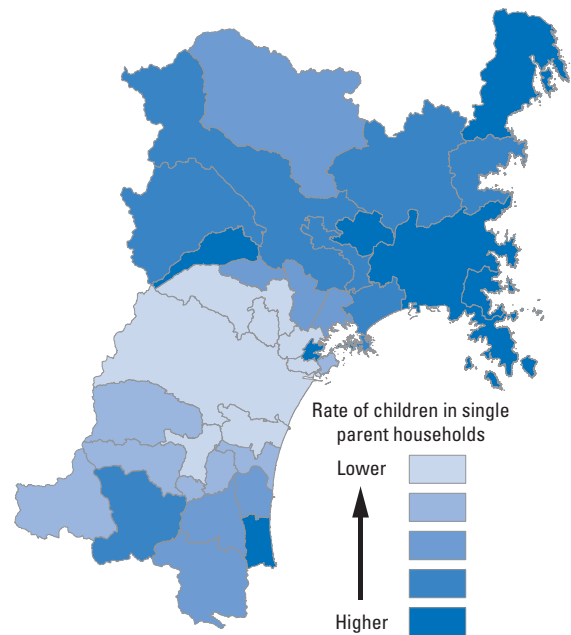




## A10 Rate of children in single parent households

| Ranking          | Municipalities     | %     |
|------------------|--------------------|-------|
| 1 <sup>st</sup>  | Tomiya City        | 5.67  |
| 2 <sup>nd</sup>  | Natori City        | 5.91  |
| 3 <sup>rd</sup>  | Rifu Town          | 6.67  |
| 4 <sup>th</sup>  | Taiwa Town         | 7.35  |
| 5 <sup>th</sup>  | Sendai City        | 7.74  |
| 6 <sup>th</sup>  | Tagajo City        | 9.18  |
| 7 <sup>th</sup>  | Murata Town        | 9.23  |
| 8 <sup>th</sup>  | Shichigahama Town  | 9.49  |
| 9 <sup>th</sup>  | Ogawara Town       | 9.66  |
| 10 <sup>th</sup> | Shichikashuku Town | 9.94  |
| 11 <sup>th</sup> | Iwanuma City       | 10.03 |
| 12 <sup>th</sup> | Kawasaki Town      | 10.04 |
| 13 <sup>th</sup> | Zao Town           | 10.15 |
| 14 <sup>th</sup> | Shibata Town       | 10.41 |
| 15 <sup>th</sup> | Marumori Town      | 10.61 |
| 16 <sup>th</sup> | Watari Town        | 10.75 |
| 17 <sup>th</sup> | Ohira Village      | 10.85 |
| 18 <sup>th</sup> | Matsushima Town    | 10.93 |

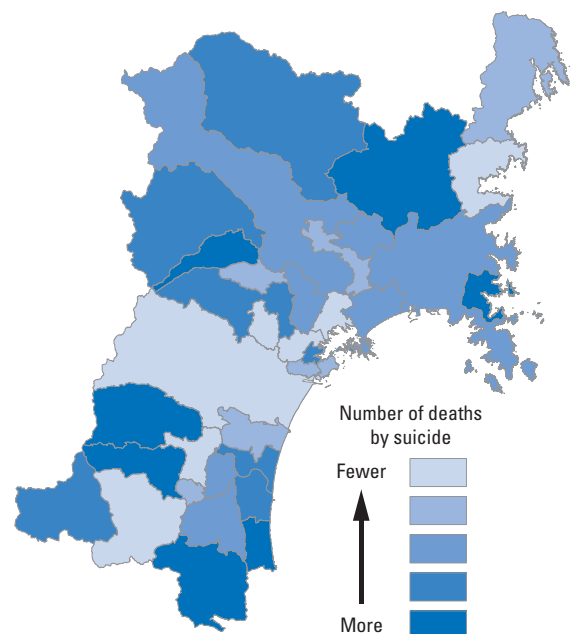
| Ranking          | Municipalities          | %     |
|------------------|-------------------------|-------|
| 19 <sup>th</sup> | Kurihara City           | 10.94 |
| 20 <sup>th</sup> | Osato Town              | 11.07 |
| 21 <sup>st</sup> | Kakuda City             | 11.15 |
| 22 <sup>nd</sup> | Misato Town             | 11.29 |
| 23 <sup>rd</sup> | Minami-Sanriku Town     | 11.54 |
| 24 <sup>th</sup> | Osaki City              | 11.56 |
| 25 <sup>th</sup> | Kami Town               | 11.72 |
| 26 <sup>th</sup> | Shiroishi City          | 11.73 |
| 27 <sup>th</sup> | Tome City               | 11.81 |
| 28 <sup>th</sup> | Higashi-Matsushima City | 12.06 |
| 29 <sup>th</sup> | Shikama Town            | 12.87 |
| 30 <sup>th</sup> | Kesenuma City           | 13.12 |
| 31 <sup>st</sup> | Ishinomaki City         | 13.16 |
| 32 <sup>nd</sup> | Yamamoto Town           | 13.22 |
| 33 <sup>rd</sup> | Wakuya Town             | 13.32 |
| 34 <sup>th</sup> | Shiogama City           | 13.82 |
| 35 <sup>th</sup> | Onagawa Town            | 15.12 |



## A11 Number of deaths by suicide (per 100,000 population)

| Ranking          | Municipalities          | People |
|------------------|-------------------------|--------|
| 1 <sup>st</sup>  | Murata Town             | 11.893 |
| 2 <sup>nd</sup>  | Rifu Town               | 11.960 |
| 3 <sup>rd</sup>  | Shiroishi City          | 12.493 |
| 4 <sup>th</sup>  | Tomiya City             | 12.680 |
| 5 <sup>th</sup>  | Matsushima Town         | 13.940 |
| 6 <sup>th</sup>  | Minami-Sanriku Town     | 14.947 |
| 7 <sup>th</sup>  | Sendai City             | 15.213 |
| 8 <sup>th</sup>  | Ogawara Town            | 15.510 |
| 9 <sup>th</sup>  | Shichigahama Town       | 15.803 |
| 10 <sup>th</sup> | Kesenuma City           | 15.923 |
| 11 <sup>th</sup> | Misato Town             | 16.180 |
| 12 <sup>th</sup> | Tagajo City             | 16.537 |
| 13 <sup>th</sup> | Natori City             | 16.600 |
| 14 <sup>th</sup> | Ohira Village           | 17.017 |
| 15 <sup>th</sup> | Kakuda City             | 17.957 |
| 16 <sup>th</sup> | Higashi-Matsushima City | 18.243 |
| 17 <sup>th</sup> | Shibata Town            | 18.383 |
| 18 <sup>th</sup> | Osaki City              | 20.140 |

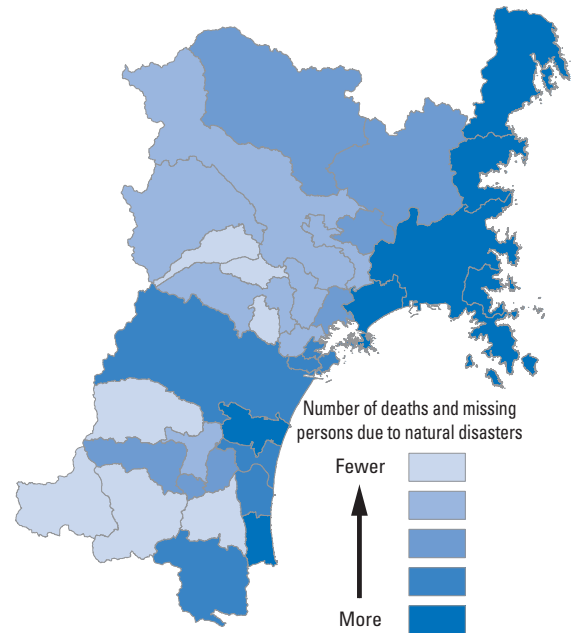
| Ranking          | Municipalities     | People |
|------------------|--------------------|--------|
| 19 <sup>th</sup> | Wakuya Town        | 20.213 |
| 20 <sup>th</sup> | Osato Town         | 20.277 |
| 21 <sup>st</sup> | Ishinomaki City    | 20.300 |
| 22 <sup>nd</sup> | Iwanuma City       | 20.330 |
| 23 <sup>rd</sup> | Shiogama City      | 20.703 |
| 24 <sup>th</sup> | Kami Town          | 20.960 |
| 25 <sup>th</sup> | Kurihara City      | 22.520 |
| 26 <sup>th</sup> | Taiwa Town         | 23.280 |
| 27 <sup>th</sup> | Shichikashuku Town | 23.360 |
| 28 <sup>th</sup> | Watari Town        | 23.637 |
| 29 <sup>th</sup> | Zao Town           | 24.550 |
| 30 <sup>th</sup> | Tome City          | 25.137 |
| 31 <sup>st</sup> | Yamamoto Town      | 29.603 |
| 32 <sup>nd</sup> | Kawasaki Town      | 29.890 |
| 33 <sup>rd</sup> | Onagawa Town       | 30.377 |
| 34 <sup>th</sup> | Marumori Town      | 33.540 |
| 35 <sup>th</sup> | Shikama Town       | 42.883 |



### A12 Number of deaths and missing persons due to natural disasters (per 1,000 population)

| Ranking          | Municipalities     | People |
|------------------|--------------------|--------|
| 1 <sup>st</sup>  | Ohira Village      | 0.000  |
| 1 <sup>st</sup>  | Shichikashuku Town | 0.000  |
| 1 <sup>st</sup>  | Kawasaki Town      | 0.000  |
| 1 <sup>st</sup>  | Shikama Town       | 0.000  |
| 5 <sup>th</sup>  | Tomiya City        | 0.020  |
| 6 <sup>th</sup>  | Shiroishi City     | 0.028  |
| 7 <sup>th</sup>  | Kakuda City        | 0.033  |
| 8 <sup>th</sup>  | Kami Town          | 0.040  |
| 9 <sup>th</sup>  | Osaki City         | 0.052  |
| 10 <sup>th</sup> | Rifu Town          | 0.056  |
| 11 <sup>th</sup> | Taiwa Town         | 0.074  |
| 12 <sup>th</sup> | Misato Town        | 0.080  |
| 13 <sup>th</sup> | Murata Town        | 0.086  |
| 14 <sup>th</sup> | Osato Town         | 0.116  |
| 15 <sup>th</sup> | Wakuya Town        | 0.117  |
| 16 <sup>th</sup> | Shibata Town       | 0.131  |
| 17 <sup>th</sup> | Zao Town           | 0.158  |
| 18 <sup>th</sup> | Ogawara Town       | 0.170  |

| Ranking          | Municipalities          | People  |
|------------------|-------------------------|---------|
| 19 <sup>th</sup> | Tome City               | 0.180   |
| 20 <sup>th</sup> | Kurihara City           | 0.274   |
| 21 <sup>st</sup> | Matsushima Town         | 0.470   |
| 22 <sup>nd</sup> | Shiogama City           | 0.751   |
| 23 <sup>rd</sup> | Marumori Town           | 0.811   |
| 24 <sup>th</sup> | Sendai City             | 0.922   |
| 25 <sup>th</sup> | Tagajo City             | 3.518   |
| 26 <sup>th</sup> | Shichigahama Town       | 4.096   |
| 27 <sup>th</sup> | Iwanuma City            | 4.247   |
| 28 <sup>th</sup> | Watari Town             | 8.347   |
| 29 <sup>th</sup> | Natori City             | 13.239  |
| 30 <sup>th</sup> | Kesenuma City           | 20.852  |
| 31 <sup>st</sup> | Ishinomaki City         | 26.117  |
| 32 <sup>nd</sup> | Higashi-Matsushima City | 28.111  |
| 33 <sup>rd</sup> | Yamamoto Town           | 51.255  |
| 34 <sup>th</sup> | Minami-Sanriku Town     | 55.566  |
| 35 <sup>th</sup> | Onagawa Town            | 109.842 |

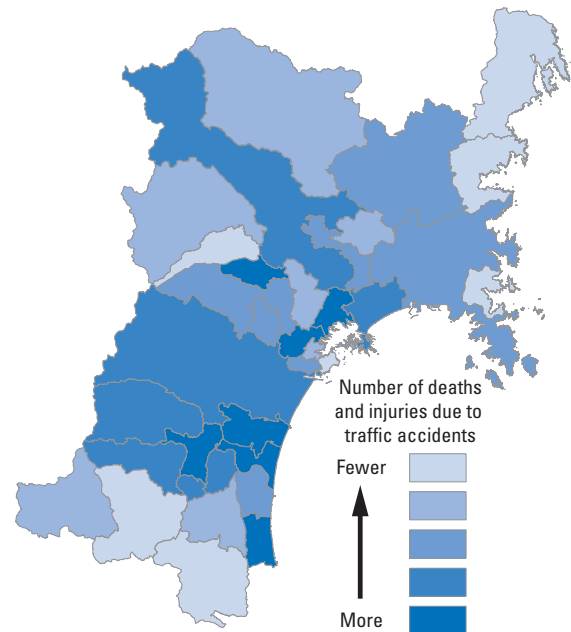


\* Total 2008–20

### A13 Number of deaths and injuries due to traffic accidents (average for 2014–2018; per 10,000 population)

| Ranking          | Municipalities      | People |
|------------------|---------------------|--------|
| 1 <sup>st</sup>  | Shichigahama Town   | 12.709 |
| 2 <sup>nd</sup>  | Marumori Town       | 15.179 |
| 3 <sup>rd</sup>  | Onagawa Town        | 16.424 |
| 4 <sup>th</sup>  | Minami-Sanriku Town | 20.428 |
| 5 <sup>th</sup>  | Kesenuma City       | 24.670 |
| 6 <sup>th</sup>  | Shiroishi City      | 26.782 |
| 7 <sup>th</sup>  | Shikama Town        | 26.855 |
| 8 <sup>th</sup>  | Kurihara City       | 28.755 |
| 9 <sup>th</sup>  | Kami Town           | 29.412 |
| 10 <sup>th</sup> | Shichikashuku Town  | 30.898 |
| 11 <sup>th</sup> | Kakuda City         | 32.591 |
| 12 <sup>th</sup> | Shiogama City       | 33.533 |
| 13 <sup>th</sup> | Osato Town          | 34.090 |
| 14 <sup>th</sup> | Wakuya Town         | 34.331 |
| 15 <sup>th</sup> | Tome City           | 38.883 |
| 16 <sup>th</sup> | Watari Town         | 40.250 |
| 17 <sup>th</sup> | Tomiya City         | 40.736 |
| 18 <sup>th</sup> | Taiwa Town          | 41.311 |

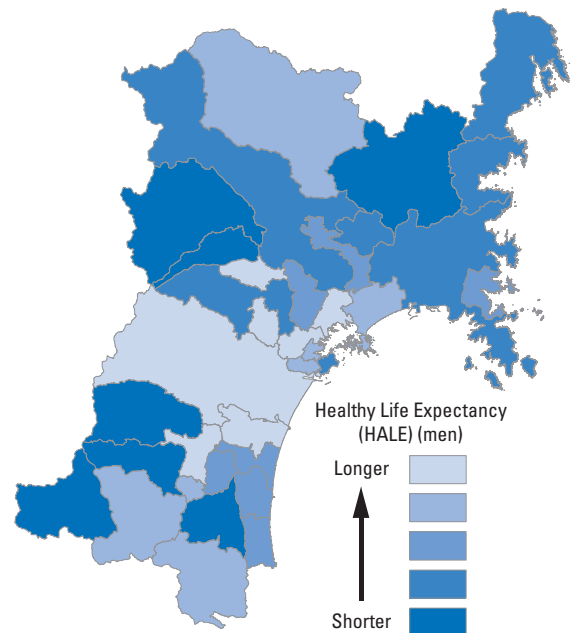
| Ranking          | Municipalities          | People  |
|------------------|-------------------------|---------|
| 19 <sup>th</sup> | Ishinomaki City         | 42.380  |
| 20 <sup>th</sup> | Tagajo City             | 44.236  |
| 21 <sup>st</sup> | Misato Town             | 45.025  |
| 22 <sup>nd</sup> | Sendai City             | 45.358  |
| 23 <sup>rd</sup> | Shibata Town            | 46.570  |
| 24 <sup>th</sup> | Zao Town                | 48.770  |
| 25 <sup>th</sup> | Osaki City              | 49.740  |
| 26 <sup>th</sup> | Ogawara Town            | 49.954  |
| 27 <sup>th</sup> | Higashi-Matsushima City | 50.262  |
| 28 <sup>th</sup> | Kawasaki Town           | 51.429  |
| 29 <sup>th</sup> | Matsushima Town         | 52.265  |
| 30 <sup>th</sup> | Iwanuma City            | 53.999  |
| 31 <sup>st</sup> | Yamamoto Town           | 54.507  |
| 32 <sup>nd</sup> | Rifu Town               | 58.764  |
| 33 <sup>rd</sup> | Murata Town             | 64.164  |
| 34 <sup>th</sup> | Natori City             | 65.937  |
| 35 <sup>th</sup> | Ohira Village           | 104.451 |



## B1 Healthy Life Expectancy (HALE) (men)

| Ranking          | Municipalities          | Years  |
|------------------|-------------------------|--------|
| 1 <sup>st</sup>  | Ohira Village           | 81.775 |
| 2 <sup>nd</sup>  | Tomiya City             | 81.722 |
| 3 <sup>rd</sup>  | Rifu Town               | 81.544 |
| 4 <sup>th</sup>  | Matsushima Town         | 80.619 |
| 5 <sup>th</sup>  | Murata Town             | 80.442 |
| 6 <sup>th</sup>  | Sendai City             | 80.234 |
| 7 <sup>th</sup>  | Natori City             | 80.097 |
| 8 <sup>th</sup>  | Shiogama City           | 80.096 |
| 9 <sup>th</sup>  | Higashi-Matsushima City | 80.057 |
| 10 <sup>th</sup> | Ogawara Town            | 80.030 |
| 11 <sup>th</sup> | Kurihara City           | 79.949 |
| 12 <sup>th</sup> | Shiroishi City          | 79.908 |
| 13 <sup>th</sup> | Tagajo City             | 79.811 |
| 14 <sup>th</sup> | Marumori Town           | 79.697 |
| 15 <sup>th</sup> | Iwanuma City            | 79.682 |
| 16 <sup>th</sup> | Misato Town             | 79.606 |
| 17 <sup>th</sup> | Osato Town              | 79.500 |
| 18 <sup>th</sup> | Watari Town             | 79.306 |

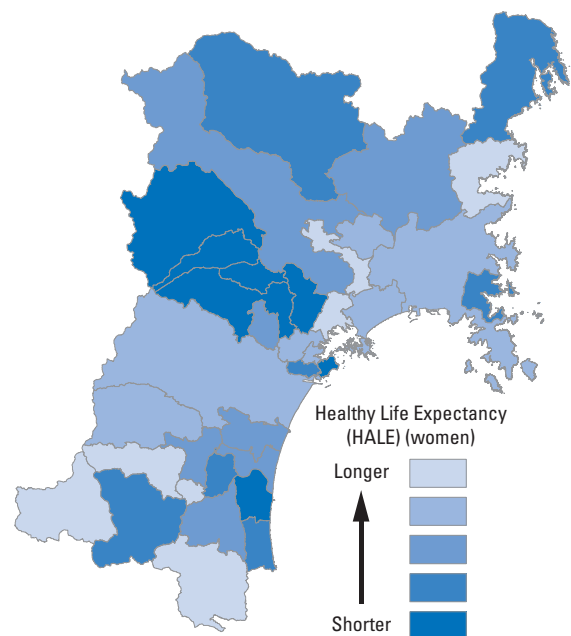
| Ranking          | Municipalities      | Years  |
|------------------|---------------------|--------|
| 19 <sup>th</sup> | Yamamoto Town       | 79.236 |
| 20 <sup>th</sup> | Shibata Town        | 79.189 |
| 21 <sup>st</sup> | Onagawa Town        | 79.151 |
| 22 <sup>nd</sup> | Shichigahama Town   | 79.037 |
| 23 <sup>rd</sup> | Wakuya Town         | 78.986 |
| 24 <sup>th</sup> | Ishinomaki City     | 78.955 |
| 25 <sup>th</sup> | Taiwa Town          | 78.939 |
| 26 <sup>th</sup> | Osaki City          | 78.879 |
| 27 <sup>th</sup> | Minami-Sanriku Town | 78.867 |
| 28 <sup>th</sup> | Kesenuma City       | 78.833 |
| 29 <sup>th</sup> | Kakuda City         | 78.762 |
| 30 <sup>th</sup> | Tome City           | 78.584 |
| 31 <sup>st</sup> | Zao Town            | 78.578 |
| 32 <sup>nd</sup> | Kawasaki Town       | 78.295 |
| 33 <sup>rd</sup> | Kami Town           | 78.228 |
| 34 <sup>th</sup> | Shikama Town        | 78.088 |
| 35 <sup>th</sup> | Shichikashuku Town  | 76.114 |



## B1 Healthy Life Expectancy (HALE) (women)

| Ranking          | Municipalities          | Years  |
|------------------|-------------------------|--------|
| 1 <sup>st</sup>  | Shichikashuku Town      | 88.731 |
| 2 <sup>nd</sup>  | Ogawara Town            | 86.213 |
| 3 <sup>rd</sup>  | Matsushima Town         | 86.040 |
| 4 <sup>th</sup>  | Zao Town                | 85.581 |
| 5 <sup>th</sup>  | Misato Town             | 85.183 |
| 6 <sup>th</sup>  | Minami-Sanriku Town     | 84.893 |
| 7 <sup>th</sup>  | Marumori Town           | 84.769 |
| 8 <sup>th</sup>  | Sendai City             | 84.532 |
| 9 <sup>th</sup>  | Wakuya Town             | 84.481 |
| 10 <sup>th</sup> | Higashi-Matsushima City | 84.428 |
| 11 <sup>th</sup> | Rifu Town               | 84.355 |
| 12 <sup>th</sup> | Kawasaki Town           | 84.284 |
| 13 <sup>th</sup> | Shiogama City           | 84.245 |
| 14 <sup>th</sup> | Ishinomaki City         | 84.220 |
| 15 <sup>th</sup> | Tomiya City             | 84.211 |
| 16 <sup>th</sup> | Natori City             | 84.172 |
| 17 <sup>th</sup> | Murata Town             | 84.171 |
| 18 <sup>th</sup> | Osaki City              | 84.149 |

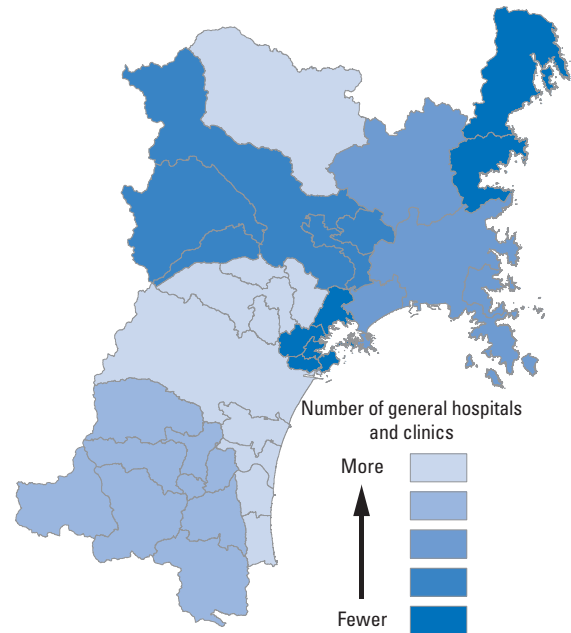
| Ranking          | Municipalities    | Years  |
|------------------|-------------------|--------|
| 19 <sup>th</sup> | Kakuda City       | 84.020 |
| 20 <sup>th</sup> | Tome City         | 83.967 |
| 21 <sup>st</sup> | Iwanuma City      | 83.923 |
| 22 <sup>nd</sup> | Kesenuma City     | 83.842 |
| 23 <sup>rd</sup> | Kurihara City     | 83.825 |
| 24 <sup>th</sup> | Shiroishi City    | 83.624 |
| 25 <sup>th</sup> | Tagajo City       | 83.559 |
| 26 <sup>th</sup> | Onagawa Town      | 83.176 |
| 27 <sup>th</sup> | Shibata Town      | 83.166 |
| 28 <sup>th</sup> | Yamamoto Town     | 83.049 |
| 29 <sup>th</sup> | Osato Town        | 82.985 |
| 30 <sup>th</sup> | Kami Town         | 82.873 |
| 31 <sup>st</sup> | Watari Town       | 82.721 |
| 32 <sup>nd</sup> | Ohira Village     | 82.415 |
| 33 <sup>rd</sup> | Taiwa Town        | 82.387 |
| 34 <sup>th</sup> | Shichigahama Town | 82.115 |
| 35 <sup>th</sup> | Shikama Town      | 81.947 |



### B2 Number of general hospitals and clinics (per 1,000 population)

| Ranking          | Municipalities     | —     |
|------------------|--------------------|-------|
| 1 <sup>st</sup>  | Tomiya City        | 1.227 |
| 1 <sup>st</sup>  | Osato Town         | 1.227 |
| 1 <sup>st</sup>  | Ohira Village      | 1.227 |
| 1 <sup>st</sup>  | Taiwa Town         | 1.227 |
| 5 <sup>th</sup>  | Sendai City        | 0.894 |
| 6 <sup>th</sup>  | Kurihara City      | 0.842 |
| 7 <sup>th</sup>  | Natori City        | 0.733 |
| 7 <sup>th</sup>  | Iwanuma City       | 0.733 |
| 7 <sup>th</sup>  | Yamamoto Town      | 0.733 |
| 7 <sup>th</sup>  | Watari Town        | 0.733 |
| 11 <sup>th</sup> | Shichikashuku Town | 0.722 |
| 11 <sup>th</sup> | Ogawara Town       | 0.722 |
| 11 <sup>th</sup> | Zao Town           | 0.722 |
| 11 <sup>th</sup> | Marumori Town      | 0.722 |
| 11 <sup>th</sup> | Kawasaki Town      | 0.722 |
| 11 <sup>th</sup> | Murata Town        | 0.722 |
| 11 <sup>th</sup> | Kakuda City        | 0.722 |
| 11 <sup>th</sup> | Shiroishi City     | 0.722 |

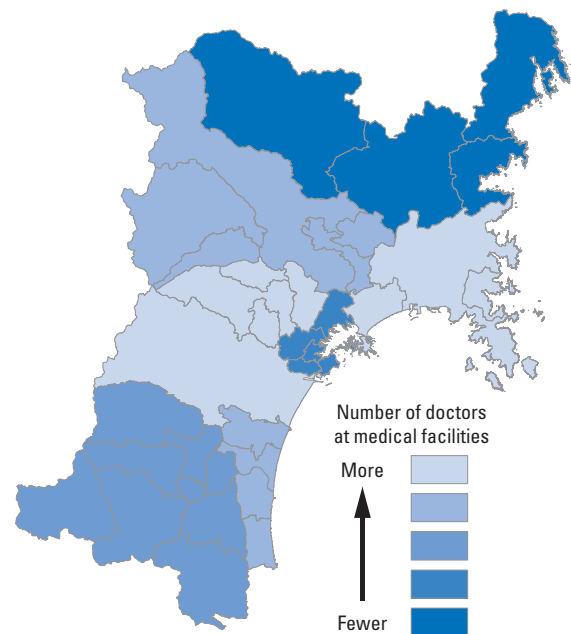
| Ranking          | Municipalities          | —     |
|------------------|-------------------------|-------|
| 11 <sup>th</sup> | Shibata Town            | 0.722 |
| 20 <sup>th</sup> | Tome City               | 0.709 |
| 21 <sup>st</sup> | Higashi-Matsushima City | 0.700 |
| 21 <sup>st</sup> | Ishinomaki City         | 0.700 |
| 21 <sup>st</sup> | Onagawa Town            | 0.700 |
| 24 <sup>th</sup> | Misato Town             | 0.689 |
| 24 <sup>th</sup> | Wakuya Town             | 0.689 |
| 24 <sup>th</sup> | Osaki City              | 0.689 |
| 24 <sup>th</sup> | Kami Town               | 0.689 |
| 24 <sup>th</sup> | Shikama Town            | 0.689 |
| 29 <sup>th</sup> | Matsushima Town         | 0.619 |
| 29 <sup>th</sup> | Rifu Town               | 0.619 |
| 29 <sup>th</sup> | Shiogama City           | 0.619 |
| 29 <sup>th</sup> | Tagajo City             | 0.619 |
| 29 <sup>th</sup> | Shichigahama Town       | 0.619 |
| 34 <sup>th</sup> | Minami-Sanriku Town     | 0.597 |
| 34 <sup>th</sup> | Kesennuma City          | 0.597 |



### B3 Number of doctors at medical facilities (per 1,000 population)

| Ranking          | Municipalities          | —     |
|------------------|-------------------------|-------|
| 1 <sup>st</sup>  | Sendai City             | 3.502 |
| 2 <sup>nd</sup>  | Tomiya City             | 2.100 |
| 2 <sup>nd</sup>  | Osato Town              | 2.100 |
| 2 <sup>nd</sup>  | Ohira Village           | 2.100 |
| 2 <sup>nd</sup>  | Taiwa Town              | 2.100 |
| 6 <sup>th</sup>  | Higashi-Matsushima City | 1.894 |
| 6 <sup>th</sup>  | Ishinomaki City         | 1.894 |
| 6 <sup>th</sup>  | Onagawa Town            | 1.894 |
| 9 <sup>th</sup>  | Natori City             | 1.835 |
| 9 <sup>th</sup>  | Iwanuma City            | 1.835 |
| 9 <sup>th</sup>  | Yamamoto Town           | 1.835 |
| 9 <sup>th</sup>  | Watari Town             | 1.835 |
| 13 <sup>th</sup> | Misato Town             | 1.823 |
| 13 <sup>th</sup> | Wakuya Town             | 1.823 |
| 13 <sup>th</sup> | Osaki City              | 1.823 |
| 13 <sup>th</sup> | Kami Town               | 1.823 |
| 13 <sup>th</sup> | Shikama Town            | 1.823 |
| 18 <sup>th</sup> | Shichikashuku Town      | 1.618 |

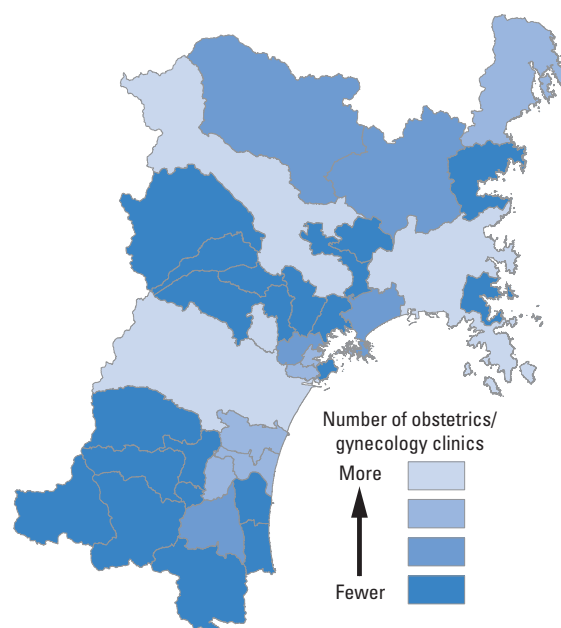
| Ranking          | Municipalities      | —     |
|------------------|---------------------|-------|
| 18 <sup>th</sup> | Ogawara Town        | 1.618 |
| 18 <sup>th</sup> | Zao Town            | 1.618 |
| 18 <sup>th</sup> | Marumori Town       | 1.618 |
| 18 <sup>th</sup> | Kawasaki Town       | 1.618 |
| 18 <sup>th</sup> | Murata Town         | 1.618 |
| 18 <sup>th</sup> | Kakuda City         | 1.618 |
| 18 <sup>th</sup> | Shiroishi City      | 1.618 |
| 18 <sup>th</sup> | Shibata Town        | 1.618 |
| 27 <sup>th</sup> | Matsushima Town     | 1.554 |
| 27 <sup>th</sup> | Rifu Town           | 1.554 |
| 27 <sup>th</sup> | Shiogama City       | 1.554 |
| 27 <sup>th</sup> | Tagajo City         | 1.554 |
| 27 <sup>th</sup> | Shichigahama Town   | 1.554 |
| 32 <sup>nd</sup> | Minami-Sanriku Town | 1.521 |
| 32 <sup>nd</sup> | Kesennuma City      | 1.521 |
| 34 <sup>th</sup> | Kurihara City       | 1.473 |
| 35 <sup>th</sup> | Tome City           | 1.102 |



## B4 Number of obstetrics/gynecology clinics

| Ranking          | Municipalities          | —  |
|------------------|-------------------------|----|
| 1 <sup>st</sup>  | Sendai City             | 52 |
| 2 <sup>nd</sup>  | Tomiya City             | 4  |
| 2 <sup>nd</sup>  | Ishinomaki City         | 4  |
| 2 <sup>nd</sup>  | Osaki City              | 4  |
| 5 <sup>th</sup>  | Shiogama City           | 3  |
| 5 <sup>th</sup>  | Tagajo City             | 3  |
| 7 <sup>th</sup>  | Natori City             | 2  |
| 7 <sup>th</sup>  | Iwanuma City            | 2  |
| 7 <sup>th</sup>  | Shibata Town            | 2  |
| 7 <sup>th</sup>  | Kesennuma City          | 2  |
| 11 <sup>th</sup> | Higashi-Matsushima City | 1  |
| 11 <sup>th</sup> | Kakuda City             | 1  |
| 11 <sup>th</sup> | Rifu Town               | 1  |
| 11 <sup>th</sup> | Kurihara City           | 1  |
| 11 <sup>th</sup> | Tome City               | 1  |
| 16 <sup>th</sup> | Osato Town              | 0  |
| 16 <sup>th</sup> | Ohira Village           | 0  |
| 16 <sup>th</sup> | Taiwa Town              | 0  |

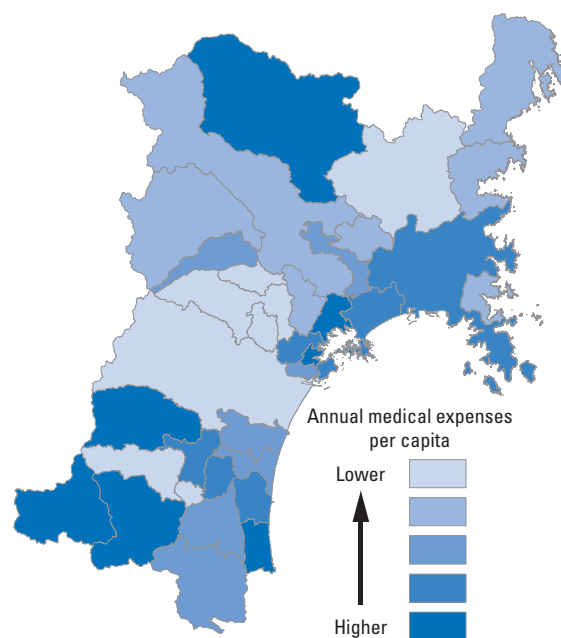
| Ranking          | Municipalities      | — |
|------------------|---------------------|---|
| 16 <sup>th</sup> | Onagawa Town        | 0 |
| 16 <sup>th</sup> | Yamamoto Town       | 0 |
| 16 <sup>th</sup> | Watari Town         | 0 |
| 16 <sup>th</sup> | Misato Town         | 0 |
| 16 <sup>th</sup> | Wakuya Town         | 0 |
| 16 <sup>th</sup> | Kami Town           | 0 |
| 16 <sup>th</sup> | Shikama Town        | 0 |
| 16 <sup>th</sup> | Shichikashuku Town  | 0 |
| 16 <sup>th</sup> | Ogawara Town        | 0 |
| 16 <sup>th</sup> | Zao Town            | 0 |
| 16 <sup>th</sup> | Marumori Town       | 0 |
| 16 <sup>th</sup> | Kawasaki Town       | 0 |
| 16 <sup>th</sup> | Murata Town         | 0 |
| 16 <sup>th</sup> | Shiroishi City      | 0 |
| 16 <sup>th</sup> | Matsushima Town     | 0 |
| 16 <sup>th</sup> | Shichigahama Town   | 0 |
| 16 <sup>th</sup> | Minami-Sanriku Town | 0 |



## B5 Annual medical expenses per capita (average of past 3 years)

| Ranking          | Municipalities      | Yen     |
|------------------|---------------------|---------|
| 1 <sup>st</sup>  | Ohira Village       | 323,942 |
| 2 <sup>nd</sup>  | Taiwa Town          | 346,777 |
| 3 <sup>rd</sup>  | Zao Town            | 348,451 |
| 4 <sup>th</sup>  | Sendai City         | 350,537 |
| 5 <sup>th</sup>  | Tome City           | 351,583 |
| 6 <sup>th</sup>  | Ogawara Town        | 357,400 |
| 7 <sup>th</sup>  | Tomiya City         | 358,189 |
| 8 <sup>th</sup>  | Osaki City          | 360,423 |
| 9 <sup>th</sup>  | Osato Town          | 361,534 |
| 10 <sup>th</sup> | Kami Town           | 369,452 |
| 11 <sup>th</sup> | Wakuya Town         | 372,192 |
| 12 <sup>th</sup> | Onagawa Town        | 372,403 |
| 13 <sup>th</sup> | Minami-Sanriku Town | 373,040 |
| 14 <sup>th</sup> | Kesennuma City      | 373,697 |
| 15 <sup>th</sup> | Tagajo City         | 373,851 |
| 16 <sup>th</sup> | Kakuda City         | 375,198 |
| 17 <sup>th</sup> | Marumori Town       | 376,509 |
| 18 <sup>th</sup> | Misato Town         | 377,303 |

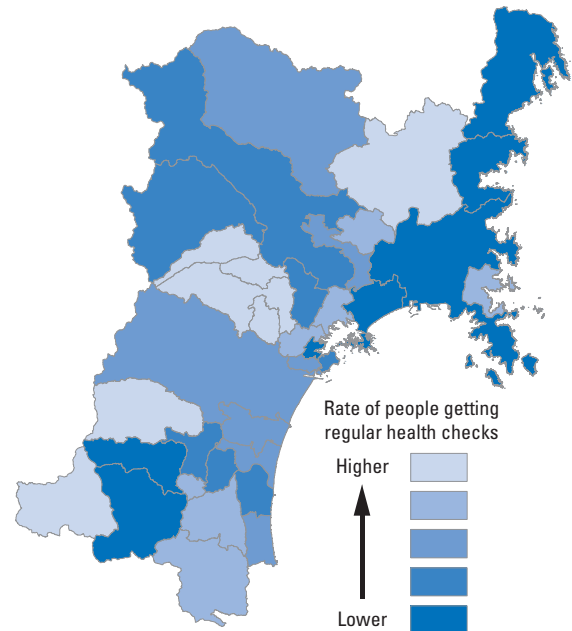
| Ranking          | Municipalities          | Yen     |
|------------------|-------------------------|---------|
| 19 <sup>th</sup> | Shikama Town            | 378,822 |
| 20 <sup>th</sup> | Iwanuma City            | 382,847 |
| 21 <sup>st</sup> | Natori City             | 383,038 |
| 22 <sup>nd</sup> | Rifu Town               | 384,338 |
| 23 <sup>rd</sup> | Shichigahama Town       | 386,532 |
| 24 <sup>th</sup> | Murata Town             | 387,983 |
| 25 <sup>th</sup> | Higashi-Matsushima City | 392,082 |
| 26 <sup>th</sup> | Watari Town             | 393,057 |
| 27 <sup>th</sup> | Shibata Town            | 397,719 |
| 28 <sup>th</sup> | Ishinomaki City         | 398,126 |
| 29 <sup>th</sup> | Kurihara City           | 398,181 |
| 30 <sup>th</sup> | Matsushima Town         | 407,386 |
| 31 <sup>st</sup> | Shiroishi City          | 410,649 |
| 32 <sup>nd</sup> | Shichikashuku Town      | 413,103 |
| 33 <sup>rd</sup> | Kawasaki Town           | 420,284 |
| 34 <sup>th</sup> | Shiogama City           | 421,449 |
| 35 <sup>th</sup> | Yamamoto Town           | 435,367 |



### B6 Rate of people getting regular health checks

| Ranking          | Municipalities     | %    |
|------------------|--------------------|------|
| 1 <sup>st</sup>  | Shichikashuku Town | 64.4 |
| 2 <sup>nd</sup>  | Tome City          | 63.1 |
| 3 <sup>rd</sup>  | Ohira Village      | 61.6 |
| 4 <sup>th</sup>  | Tomiya City        | 59.7 |
| 5 <sup>th</sup>  | Shikama Town       | 56.4 |
| 6 <sup>th</sup>  | Taiwa Town         | 56.0 |
| 6 <sup>th</sup>  | Kawasaki Town      | 56.0 |
| 8 <sup>th</sup>  | Marumori Town      | 55.9 |
| 9 <sup>th</sup>  | Rifu Town          | 54.8 |
| 10 <sup>th</sup> | Matsushima Town    | 54.6 |
| 11 <sup>th</sup> | Wakuya Town        | 54.1 |
| 12 <sup>th</sup> | Kakuda City        | 52.9 |
| 13 <sup>th</sup> | Onagawa Town       | 51.1 |
| 14 <sup>th</sup> | Ogawara Town       | 50.7 |
| 15 <sup>th</sup> | Natori City        | 50.4 |
| 16 <sup>th</sup> | Tagajo City        | 49.4 |
| 17 <sup>th</sup> | Yamamoto Town      | 49.1 |
| 18 <sup>th</sup> | Iwanuma City       | 48.0 |

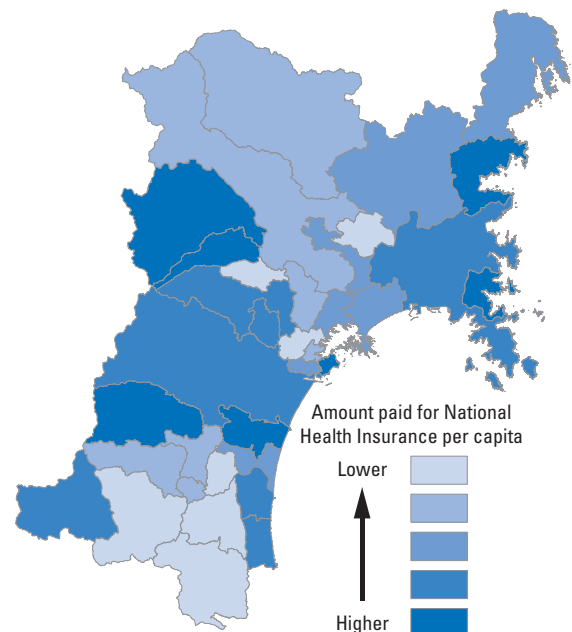
| Ranking          | Municipalities          | %    |
|------------------|-------------------------|------|
| 19 <sup>th</sup> | Kurihara City           | 47.7 |
| 20 <sup>th</sup> | Misato Town             | 47.5 |
| 21 <sup>st</sup> | Sendai City             | 47.4 |
| 22 <sup>nd</sup> | Kami Town               | 47.1 |
| 23 <sup>rd</sup> | Osato Town              | 46.6 |
| 24 <sup>th</sup> | Watari Town             | 46.4 |
| 25 <sup>th</sup> | Osaki City              | 46.1 |
| 26 <sup>th</sup> | Shichigahama Town       | 45.5 |
| 27 <sup>th</sup> | Murata Town             | 44.7 |
| 27 <sup>th</sup> | Shibata Town            | 44.7 |
| 29 <sup>th</sup> | Shiogama City           | 43.6 |
| 30 <sup>th</sup> | Zao Town                | 43.2 |
| 30 <sup>th</sup> | Kesenuma City           | 43.2 |
| 32 <sup>nd</sup> | Minami-Sanriku Town     | 42.2 |
| 33 <sup>rd</sup> | Shiroishi City          | 40.3 |
| 34 <sup>th</sup> | Ishinomaki City         | 39.6 |
| 35 <sup>th</sup> | Higashi-Matsushima City | 35.6 |



### B7 Amount paid for National Health Insurance per capita

| Ranking          | Municipalities  | Yen     |
|------------------|-----------------|---------|
| 1 <sup>st</sup>  | Shiroishi City  | 110,860 |
| 2 <sup>nd</sup>  | Wakuya Town     | 111,037 |
| 3 <sup>rd</sup>  | Ohira Village   | 111,801 |
| 4 <sup>th</sup>  | Marumori Town   | 113,017 |
| 5 <sup>th</sup>  | Shibata Town    | 113,140 |
| 6 <sup>th</sup>  | Rifu Town       | 113,643 |
| 7 <sup>th</sup>  | Kakuda City     | 114,987 |
| 8 <sup>th</sup>  | Zao Town        | 115,342 |
| 9 <sup>th</sup>  | Murata Town     | 116,301 |
| 10 <sup>th</sup> | Shiogama City   | 117,238 |
| 11 <sup>th</sup> | Ogawara Town    | 117,733 |
| 12 <sup>th</sup> | Osato Town      | 117,941 |
| 13 <sup>th</sup> | Kurihara City   | 119,987 |
| 14 <sup>th</sup> | Osaki City      | 120,024 |
| 15 <sup>th</sup> | Matsushima Town | 120,296 |
| 16 <sup>th</sup> | Kesenuma City   | 121,535 |
| 17 <sup>th</sup> | Iwanuma City    | 122,159 |
| 18 <sup>th</sup> | Tagajo City     | 122,545 |

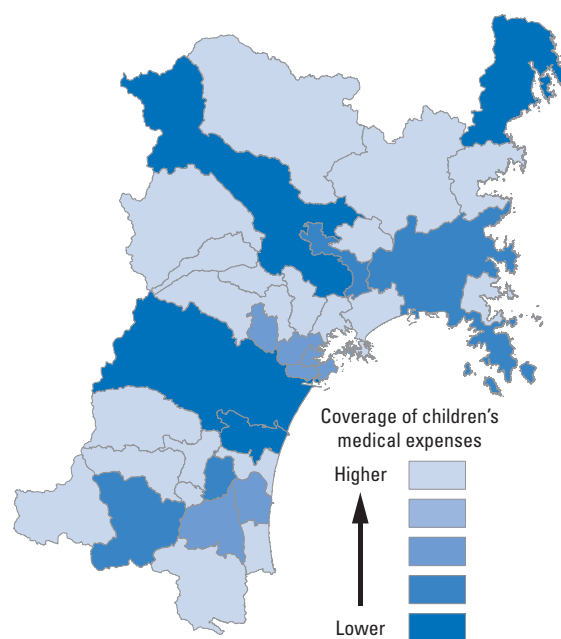
| Ranking          | Municipalities          | Yen     |
|------------------|-------------------------|---------|
| 19 <sup>th</sup> | Misato Town             | 122,917 |
| 20 <sup>th</sup> | Tome City               | 123,049 |
| 21 <sup>st</sup> | Higashi-Matsushima City | 123,242 |
| 22 <sup>nd</sup> | Shichikashuku Town      | 123,596 |
| 23 <sup>rd</sup> | Tomiya City             | 123,751 |
| 24 <sup>th</sup> | Ishinomaki City         | 124,131 |
| 25 <sup>th</sup> | Taiwa Town              | 124,220 |
| 26 <sup>th</sup> | Sendai City             | 125,147 |
| 27 <sup>th</sup> | Watari Town             | 126,644 |
| 28 <sup>th</sup> | Yamamoto Town           | 127,004 |
| 29 <sup>th</sup> | Kawasaki Town           | 127,393 |
| 30 <sup>th</sup> | Shichigahama Town       | 129,311 |
| 31 <sup>st</sup> | Kami Town               | 131,980 |
| 32 <sup>nd</sup> | Onagawa Town            | 131,988 |
| 33 <sup>rd</sup> | Natori City             | 134,843 |
| 34 <sup>th</sup> | Shikama Town            | 138,855 |
| 35 <sup>th</sup> | Minami-Sanriku Town     | 147,259 |



## B8 Coverage of children's medical expenses

| Ranking         | Municipalities          | Index |
|-----------------|-------------------------|-------|
| 1 <sup>st</sup> | Wakuya Town             | 100   |
| 1 <sup>st</sup> | Ohira Village           | 100   |
| 1 <sup>st</sup> | Marumori Town           | 100   |
| 1 <sup>st</sup> | Zao Town                | 100   |
| 1 <sup>st</sup> | Murata Town             | 100   |
| 1 <sup>st</sup> | Ogawara Town            | 100   |
| 1 <sup>st</sup> | Osato Town              | 100   |
| 1 <sup>st</sup> | Kurihara City           | 100   |
| 1 <sup>st</sup> | Matsushima Town         | 100   |
| 1 <sup>st</sup> | Iwanuma City            | 100   |
| 1 <sup>st</sup> | Tome City               | 100   |
| 1 <sup>st</sup> | Higashi-Matsushima City | 100   |
| 1 <sup>st</sup> | Shichikashuku Town      | 100   |
| 1 <sup>st</sup> | Taiwa Town              | 100   |
| 1 <sup>st</sup> | Yamamoto Town           | 100   |
| 1 <sup>st</sup> | Kawasaki Town           | 100   |
| 1 <sup>st</sup> | Kami Town               | 100   |
| 1 <sup>st</sup> | Onagawa Town            | 100   |

| Ranking          | Municipalities      | Index |
|------------------|---------------------|-------|
| 1 <sup>st</sup>  | Shikama Town        | 100   |
| 1 <sup>st</sup>  | Minami-Sanriku Town | 100   |
| 21 <sup>st</sup> | Rifu Town           | 75    |
| 21 <sup>st</sup> | Kakuda City         | 75    |
| 21 <sup>st</sup> | Shiogama City       | 75    |
| 21 <sup>st</sup> | Tagajo City         | 75    |
| 21 <sup>st</sup> | Tomiyama City       | 75    |
| 21 <sup>st</sup> | Watari Town         | 75    |
| 21 <sup>st</sup> | Shichigahama Town   | 75    |
| 28 <sup>th</sup> | Shiroishi City      | 50    |
| 28 <sup>th</sup> | Shibata Town        | 50    |
| 28 <sup>th</sup> | Misato Town         | 50    |
| 28 <sup>th</sup> | Ishinomaki City     | 50    |
| 32 <sup>nd</sup> | Osaki City          | 25    |
| 32 <sup>nd</sup> | Kesennuma City      | 25    |
| 32 <sup>nd</sup> | Sendai City         | 25    |
| 32 <sup>nd</sup> | Natori City         | 25    |

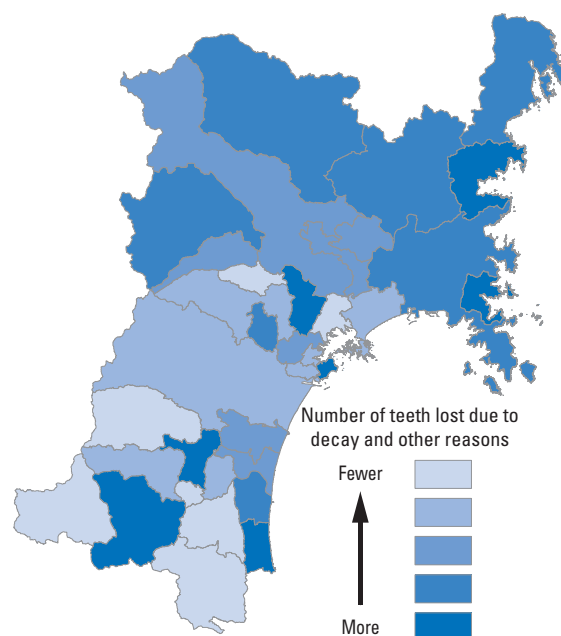


\* Degree to which the criteria set by the Indicator Team are met.

## B9 Number of teeth lost due to decay and other reasons (at age 12)

| Ranking          | Municipalities          | —    |
|------------------|-------------------------|------|
| 1 <sup>st</sup>  | Shichikashuku Town      | 0.20 |
| 2 <sup>nd</sup>  | Kawasaki Town           | 0.40 |
| 3 <sup>rd</sup>  | Kakuda City             | 0.43 |
| 4 <sup>th</sup>  | Marumori Town           | 0.52 |
| 5 <sup>th</sup>  | Ogawara Town            | 0.71 |
| 6 <sup>th</sup>  | Ohira Village           | 0.76 |
| 7 <sup>th</sup>  | Matsushima Town         | 0.83 |
| 8 <sup>th</sup>  | Sendai City             | 0.90 |
| 9 <sup>th</sup>  | Taiwa Town              | 1.02 |
| 9 <sup>th</sup>  | Tagajo City             | 1.02 |
| 11 <sup>th</sup> | Shibata Town            | 1.09 |
| 12 <sup>th</sup> | Higashi-Matsushima City | 1.10 |
| 13 <sup>th</sup> | Shiogama City           | 1.14 |
| 14 <sup>th</sup> | Zao Town                | 1.17 |
| 15 <sup>th</sup> | Wakuya Town             | 1.19 |
| 16 <sup>th</sup> | Natori City             | 1.20 |
| 17 <sup>th</sup> | Rifu Town               | 1.22 |
| 18 <sup>th</sup> | Iwanuma City            | 1.26 |

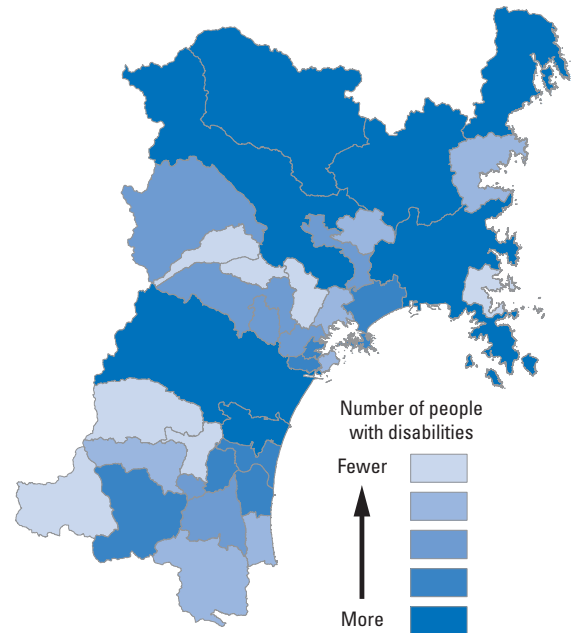
| Ranking          | Municipalities      | —    |
|------------------|---------------------|------|
| 19 <sup>th</sup> | Misato Town         | 1.31 |
| 20 <sup>th</sup> | Shikama Town        | 1.32 |
| 21 <sup>st</sup> | Osaki City          | 1.33 |
| 22 <sup>nd</sup> | Kurihara City       | 1.35 |
| 22 <sup>nd</sup> | Tomiyama City       | 1.35 |
| 24 <sup>th</sup> | Watari Town         | 1.40 |
| 25 <sup>th</sup> | Kami Town           | 1.45 |
| 26 <sup>th</sup> | Kesennuma City      | 1.53 |
| 27 <sup>th</sup> | Tome City           | 1.57 |
| 28 <sup>th</sup> | Ishinomaki City     | 1.73 |
| 29 <sup>th</sup> | Onagawa Town        | 1.81 |
| 30 <sup>th</sup> | Shiroishi City      | 1.91 |
| 31 <sup>st</sup> | Murata Town         | 2.32 |
| 32 <sup>nd</sup> | Minami-Sanriku Town | 2.35 |
| 33 <sup>rd</sup> | Yamamoto Town       | 2.58 |
| 34 <sup>th</sup> | Osato Town          | 2.72 |
| 35 <sup>th</sup> | Shichigahama Town   | 2.80 |



### B10 Number of people with disabilities

| Ranking          | Municipalities      | People |
|------------------|---------------------|--------|
| 1 <sup>st</sup>  | Shichikashuku Town  | 113    |
| 2 <sup>nd</sup>  | Ohira Village       | 325    |
| 3 <sup>rd</sup>  | Shikama Town        | 374    |
| 4 <sup>th</sup>  | Onagawa Town        | 392    |
| 5 <sup>th</sup>  | Kawasaki Town       | 487    |
| 6 <sup>th</sup>  | Osato Town          | 503    |
| 7 <sup>th</sup>  | Murata Town         | 682    |
| 8 <sup>th</sup>  | Zao Town            | 736    |
| 9 <sup>th</sup>  | Minami-Sanriku Town | 784    |
| 10 <sup>th</sup> | Yamamoto Town       | 815    |
| 11 <sup>th</sup> | Marumori Town       | 852    |
| 12 <sup>th</sup> | Matsushima Town     | 854    |
| 13 <sup>th</sup> | Wakuya Town         | 927    |
| 14 <sup>th</sup> | Shichigahama Town   | 1,010  |
| 15 <sup>th</sup> | Ogawara Town        | 1,114  |
| 16 <sup>th</sup> | Taiwa Town          | 1,301  |
| 17 <sup>th</sup> | Misato Town         | 1,436  |
| 18 <sup>th</sup> | Rifu Town           | 1,453  |

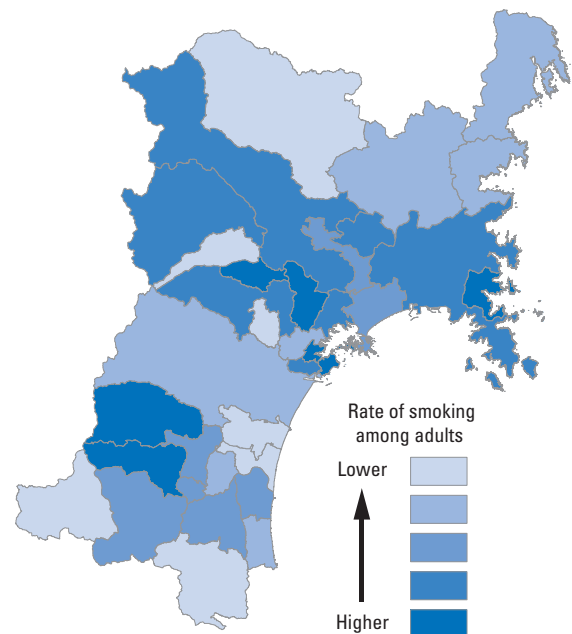
| Ranking          | Municipalities          | People |
|------------------|-------------------------|--------|
| 19 <sup>th</sup> | Kami Town               | 1,509  |
| 20 <sup>th</sup> | Kakuda City             | 1,639  |
| 21 <sup>st</sup> | Tomiya City             | 1,741  |
| 22 <sup>nd</sup> | Watari Town             | 1,758  |
| 23 <sup>rd</sup> | Shibata Town            | 1,941  |
| 24 <sup>th</sup> | Shiroishi City          | 2,091  |
| 25 <sup>th</sup> | Higashi-Matsushima City | 2,109  |
| 26 <sup>th</sup> | Iwanuma City            | 2,176  |
| 27 <sup>th</sup> | Tagajo City             | 2,777  |
| 28 <sup>th</sup> | Shiogama City           | 3,117  |
| 29 <sup>th</sup> | Kesennuma City          | 3,530  |
| 30 <sup>th</sup> | Natori City             | 4,582  |
| 31 <sup>st</sup> | Tome City               | 4,708  |
| 32 <sup>nd</sup> | Kurihara City           | 5,073  |
| 33 <sup>rd</sup> | Osaki City              | 7,318  |
| 34 <sup>th</sup> | Ishinomaki City         | 8,232  |
| 35 <sup>th</sup> | Sendai City             | 52,178 |



### B11 Rate of smoking among adults (taking the whole of prefecture as 100)

| Ranking          | Municipalities      | Rate  |
|------------------|---------------------|-------|
| 1 <sup>st</sup>  | Shichikashuku Town  | 67.5  |
| 2 <sup>nd</sup>  | Shikama Town        | 84.4  |
| 3 <sup>rd</sup>  | Marumori Town       | 88.3  |
| 4 <sup>th</sup>  | Iwanuma City        | 91.5  |
| 5 <sup>th</sup>  | Tomiya City         | 91.6  |
| 6 <sup>th</sup>  | Kurihara City       | 91.9  |
| 7 <sup>th</sup>  | Natori City         | 94.4  |
| 8 <sup>th</sup>  | Sendai City         | 95.2  |
| 9 <sup>th</sup>  | Yamamoto Town       | 96.4  |
| 10 <sup>th</sup> | Minami-Sanriku Town | 96.6  |
| 11 <sup>th</sup> | Kesennuma City      | 96.9  |
| 12 <sup>th</sup> | Tome City           | 97.3  |
| 13 <sup>th</sup> | Rifu Town           | 97.7  |
| 14 <sup>th</sup> | Shibata Town        | 99.4  |
| 15 <sup>th</sup> | Watari Town         | 99.5  |
| 16 <sup>th</sup> | Kakuda City         | 99.9  |
| 17 <sup>th</sup> | Misato Town         | 102.6 |
| 18 <sup>th</sup> | Murata Town         | 105.4 |

| Ranking          | Municipalities          | Rate  |
|------------------|-------------------------|-------|
| 19 <sup>th</sup> | Higashi-Matsushima City | 105.7 |
| 20 <sup>th</sup> | Shiroishi City          | 106.5 |
| 21 <sup>st</sup> | Ogawara Town            | 106.8 |
| 22 <sup>nd</sup> | Osaki City              | 107.3 |
| 23 <sup>rd</sup> | Matsushima Town         | 107.8 |
| 24 <sup>th</sup> | Kami Town               | 108.7 |
| 25 <sup>th</sup> | Taiwa Town              | 108.9 |
| 26 <sup>th</sup> | Wakuya Town             | 109.2 |
| 27 <sup>th</sup> | Tagajo City             | 112.1 |
| 28 <sup>th</sup> | Ishinomaki City         | 113.1 |
| 29 <sup>th</sup> | Shichigahama Town       | 113.3 |
| 30 <sup>th</sup> | Zao Town                | 114.1 |
| 31 <sup>st</sup> | Onagawa Town            | 114.5 |
| 32 <sup>nd</sup> | Shiogama City           | 114.9 |
| 33 <sup>rd</sup> | Ohira Village           | 115.5 |
| 34 <sup>th</sup> | Osato Town              | 117.8 |
| 35 <sup>th</sup> | Kawasaki Town           | 121.2 |



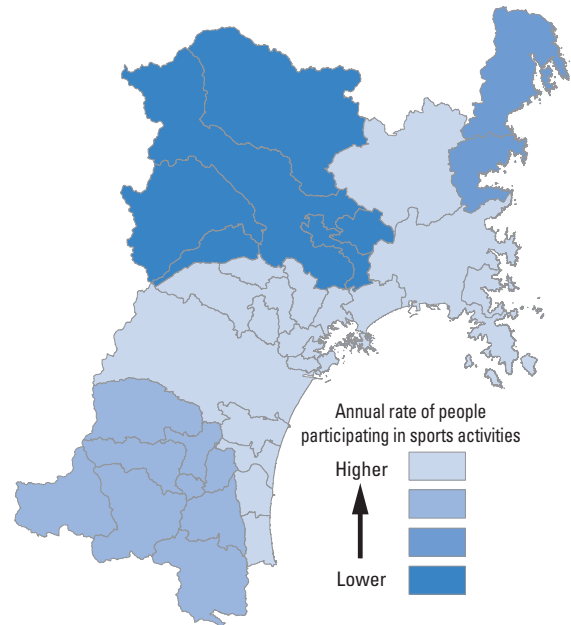
\* Overall Miyagi Prefecture rate = 100



## B12 Annual rate of people participating in sports activities (by zone)

| Ranking         | Municipalities          | %    |
|-----------------|-------------------------|------|
| 1 <sup>st</sup> | Sendai City             | 29.7 |
| 2 <sup>nd</sup> | Tome City               | 28.9 |
| 3 <sup>rd</sup> | Higashi-Matsushima City | 28.0 |
| 3 <sup>rd</sup> | Ishinomaki City         | 28.0 |
| 3 <sup>rd</sup> | Onagawa Town            | 28.0 |
| 6 <sup>th</sup> | Iwanuma City            | 27.6 |
| 6 <sup>th</sup> | Tomiya City             | 27.6 |
| 6 <sup>th</sup> | Natori City             | 27.6 |
| 6 <sup>th</sup> | Yamamoto Town           | 27.6 |
| 6 <sup>th</sup> | Rifu Town               | 27.6 |
| 6 <sup>th</sup> | Watari Town             | 27.6 |
| 6 <sup>th</sup> | Matsushima Town         | 27.6 |
| 6 <sup>th</sup> | Taiwa Town              | 27.6 |
| 6 <sup>th</sup> | Tagajo City             | 27.6 |
| 6 <sup>th</sup> | Shichigahama Town       | 27.6 |
| 6 <sup>th</sup> | Shiogama City           | 27.6 |
| 6 <sup>th</sup> | Ohira Village           | 27.6 |
| 6 <sup>th</sup> | Osato Town              | 27.6 |

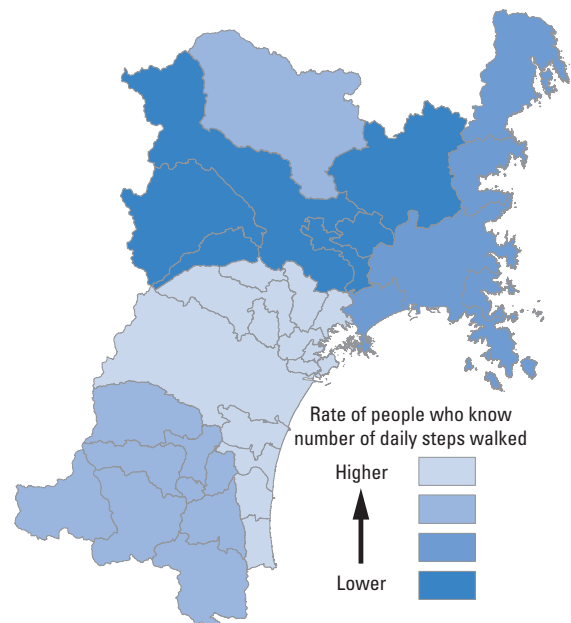
| Ranking          | Municipalities      | %    |
|------------------|---------------------|------|
| 19 <sup>th</sup> | Shichikashuku Town  | 21.6 |
| 19 <sup>th</sup> | Marumori Town       | 21.6 |
| 19 <sup>th</sup> | Shibata Town        | 21.6 |
| 19 <sup>th</sup> | Kakuda City         | 21.6 |
| 19 <sup>th</sup> | Murata Town         | 21.6 |
| 19 <sup>th</sup> | Shiroishi City      | 21.6 |
| 19 <sup>th</sup> | Ogawara Town        | 21.6 |
| 19 <sup>th</sup> | Zao Town            | 21.6 |
| 19 <sup>th</sup> | Kawasaki Town       | 21.6 |
| 28 <sup>th</sup> | Minami-Sanriku Town | 20.8 |
| 28 <sup>th</sup> | Kesenuma City       | 20.8 |
| 30 <sup>th</sup> | Kurihara City       | 20.2 |
| 31 <sup>st</sup> | Shikama Town        | 19.4 |
| 31 <sup>st</sup> | Misato Town         | 19.4 |
| 31 <sup>st</sup> | Osaki City          | 19.4 |
| 31 <sup>st</sup> | Kami Town           | 19.4 |
| 31 <sup>st</sup> | Wakuya Town         | 19.4 |



## B13 Rate of people who know number of daily steps walked (by area)

| Ranking          | Municipalities    | %    |
|------------------|-------------------|------|
| 1 <sup>st</sup>  | Sendai City       | 24.0 |
| 2 <sup>nd</sup>  | Shiogama City     | 22.7 |
| 2 <sup>nd</sup>  | Natori City       | 22.7 |
| 2 <sup>nd</sup>  | Tagajo City       | 22.7 |
| 2 <sup>nd</sup>  | Iwanuma City      | 22.7 |
| 2 <sup>nd</sup>  | Tomiya City       | 22.7 |
| 2 <sup>nd</sup>  | Watari Town       | 22.7 |
| 2 <sup>nd</sup>  | Yamamoto Town     | 22.7 |
| 2 <sup>nd</sup>  | Matsushima Town   | 22.7 |
| 2 <sup>nd</sup>  | Shichigahama Town | 22.7 |
| 2 <sup>nd</sup>  | Rifu Town         | 22.7 |
| 2 <sup>nd</sup>  | Taiwa Town        | 22.7 |
| 2 <sup>nd</sup>  | Osato Town        | 22.7 |
| 2 <sup>nd</sup>  | Ohira Village     | 22.7 |
| 15 <sup>th</sup> | Kurihara City     | 18.1 |
| 16 <sup>th</sup> | Shiroishi City    | 18.0 |
| 16 <sup>th</sup> | Kakuda City       | 18.0 |
| 16 <sup>th</sup> | Zao Town          | 18.0 |

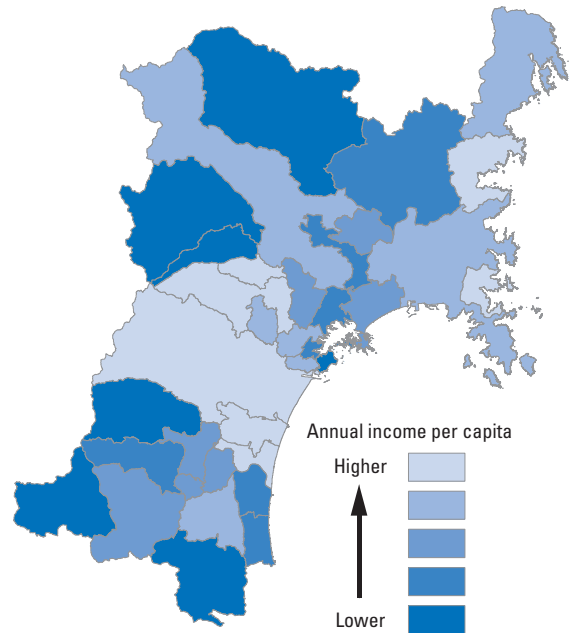
| Ranking          | Municipalities          | %    |
|------------------|-------------------------|------|
| 16 <sup>th</sup> | Shichikashuku Town      | 18.0 |
| 16 <sup>th</sup> | Ogawara Town            | 18.0 |
| 16 <sup>th</sup> | Murata Town             | 18.0 |
| 16 <sup>th</sup> | Shibata Town            | 18.0 |
| 16 <sup>th</sup> | Kawasaki Town           | 18.0 |
| 16 <sup>th</sup> | Marumori Town           | 18.0 |
| 25 <sup>th</sup> | Ishinomaki City         | 17.3 |
| 25 <sup>th</sup> | Kesenuma City           | 17.3 |
| 25 <sup>th</sup> | Higashi-Matsushima City | 17.3 |
| 25 <sup>th</sup> | Onagawa Town            | 17.3 |
| 25 <sup>th</sup> | Minami-Sanriku Town     | 17.3 |
| 30 <sup>th</sup> | Tome City               | 14.4 |
| 31 <sup>st</sup> | Osaki City              | 14.3 |
| 31 <sup>st</sup> | Shikama Town            | 14.3 |
| 31 <sup>st</sup> | Kami Town               | 14.3 |
| 31 <sup>st</sup> | Wakuya Town             | 14.3 |
| 31 <sup>st</sup> | Misato Town             | 14.3 |



### C1 Annual income per capita

| Ranking          | Municipalities      | Yen (1000s) |
|------------------|---------------------|-------------|
| 1 <sup>st</sup>  | Ohira Village       | 4,198       |
| 2 <sup>nd</sup>  | Onagawa Town        | 3,993       |
| 3 <sup>rd</sup>  | Taiwa Town          | 3,926       |
| 4 <sup>th</sup>  | Sendai City         | 3,461       |
| 5 <sup>th</sup>  | Iwanuma City        | 3,066       |
| 6 <sup>th</sup>  | Minami-Sanriku Town | 3,063       |
| 7 <sup>th</sup>  | Natori City         | 3,025       |
| 8 <sup>th</sup>  | Rifu Town           | 2,970       |
| 9 <sup>th</sup>  | Tomiya City         | 2,961       |
| 10 <sup>th</sup> | Ishinomaki City     | 2,845       |
| 11 <sup>th</sup> | Osaki City          | 2,803       |
| 12 <sup>th</sup> | Kesennuma City      | 2,801       |
| 13 <sup>th</sup> | Kakuda City         | 2,772       |
| 14 <sup>th</sup> | Tagajo City         | 2,721       |
| 15 <sup>th</sup> | Ogawara Town        | 2,632       |
| 16 <sup>th</sup> | Wakuya Town         | 2,596       |
| 17 <sup>th</sup> | Murata Town         | 2,574       |
| 18 <sup>th</sup> | Shiroishi City      | 2,513       |

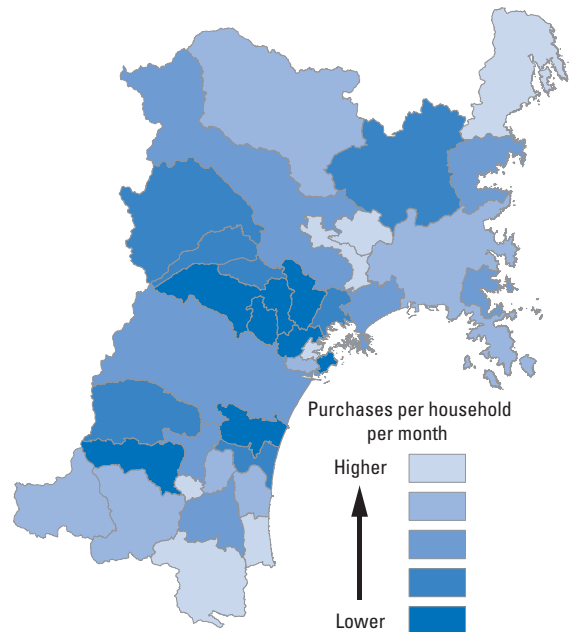
| Ranking          | Municipalities          | Yen (1000s) |
|------------------|-------------------------|-------------|
| 18 <sup>th</sup> | Higashi-Matsushima City | 2,513       |
| 20 <sup>th</sup> | Osato Town              | 2,509       |
| 21 <sup>st</sup> | Shibata Town            | 2,478       |
| 22 <sup>nd</sup> | Shiogama City           | 2,475       |
| 23 <sup>rd</sup> | Zao Town                | 2,449       |
| 24 <sup>th</sup> | Watari Town             | 2,431       |
| 25 <sup>th</sup> | Tome City               | 2,422       |
| 26 <sup>th</sup> | Misato Town             | 2,406       |
| 27 <sup>th</sup> | Yamamoto Town           | 2,402       |
| 28 <sup>th</sup> | Matsushima Town         | 2,368       |
| 29 <sup>th</sup> | Kami Town               | 2,365       |
| 30 <sup>th</sup> | Shichigahama Town       | 2,345       |
| 31 <sup>st</sup> | Kawasaki Town           | 2,334       |
| 32 <sup>nd</sup> | Shikama Town            | 2,323       |
| 33 <sup>rd</sup> | Marumori Town           | 2,274       |
| 34 <sup>th</sup> | Kurihara City           | 2,260       |
| 35 <sup>th</sup> | Shichikashuku Town      | 1,996       |



### C2 Purchases per household per month

| Ranking          | Municipalities          | Yen     |
|------------------|-------------------------|---------|
| 1 <sup>st</sup>  | Marumori Town           | 205,991 |
| 2 <sup>nd</sup>  | Wakuya Town             | 204,243 |
| 3 <sup>rd</sup>  | Kesennuma City          | 203,789 |
| 4 <sup>th</sup>  | Yamamoto Town           | 203,295 |
| 5 <sup>th</sup>  | Shiogama City           | 202,311 |
| 6 <sup>th</sup>  | Ogawara Town            | 201,962 |
| 7 <sup>th</sup>  | Misato Town             | 201,849 |
| 8 <sup>th</sup>  | Shibata Town            | 200,890 |
| 9 <sup>th</sup>  | Shichikashuku Town      | 200,880 |
| 10 <sup>th</sup> | Shiroishi City          | 200,342 |
| 11 <sup>th</sup> | Ishinomaki City         | 200,219 |
| 12 <sup>th</sup> | Kurihara City           | 199,259 |
| 13 <sup>th</sup> | Watari Town             | 199,055 |
| 14 <sup>th</sup> | Tagajo City             | 198,583 |
| 15 <sup>th</sup> | Osaki City              | 198,011 |
| 16 <sup>th</sup> | Higashi-Matsushima City | 197,902 |
| 17 <sup>th</sup> | Onagawa Town            | 197,856 |
| 18 <sup>th</sup> | Kakuda City             | 197,593 |

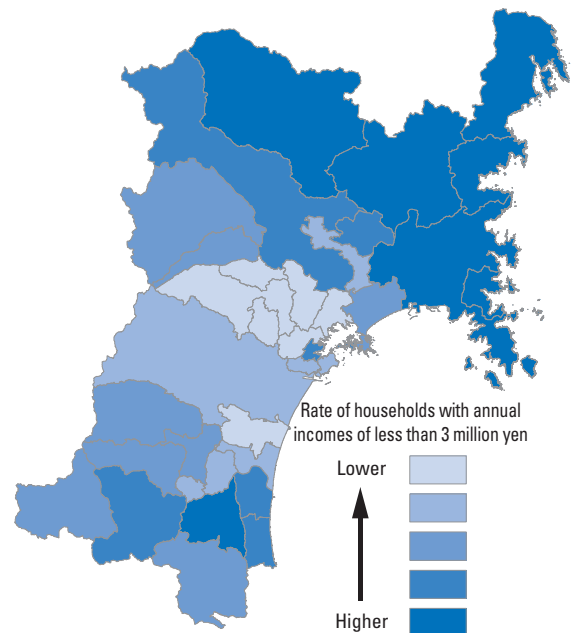
| Ranking          | Municipalities      | Yen     |
|------------------|---------------------|---------|
| 19 <sup>th</sup> | Minami-Sanriku Town | 197,541 |
| 20 <sup>th</sup> | Sendai City         | 197,412 |
| 21 <sup>st</sup> | Murata Town         | 196,750 |
| 22 <sup>nd</sup> | Kami Town           | 196,540 |
| 23 <sup>rd</sup> | Iwanuma City        | 195,996 |
| 24 <sup>th</sup> | Tome City           | 195,862 |
| 25 <sup>th</sup> | Kawasaki Town       | 195,046 |
| 26 <sup>th</sup> | Matsushima Town     | 194,928 |
| 27 <sup>th</sup> | Ohira Village       | 192,979 |
| 28 <sup>th</sup> | Shikama Town        | 192,770 |
| 29 <sup>th</sup> | Zao Town            | 192,556 |
| 30 <sup>th</sup> | Natori City         | 191,518 |
| 31 <sup>st</sup> | Rifu Town           | 190,851 |
| 32 <sup>nd</sup> | Taiwa Town          | 190,601 |
| 33 <sup>rd</sup> | Osato Town          | 190,236 |
| 34 <sup>th</sup> | Shichigahama Town   | 189,576 |
| 35 <sup>th</sup> | Tomiya City         | 187,577 |



### C3 Rate of households with annual incomes of less than 3 million yen (excluding single-person households)

| Ranking          | Municipalities          | %    |
|------------------|-------------------------|------|
| 1 <sup>st</sup>  | Tomiya City             | 17.2 |
| 2 <sup>nd</sup>  | Ohira Village           | 17.7 |
| 2 <sup>nd</sup>  | Osato Town              | 17.7 |
| 4 <sup>th</sup>  | Rifu Town               | 18.3 |
| 5 <sup>th</sup>  | Taiwa Town              | 18.8 |
| 6 <sup>th</sup>  | Natori City             | 18.8 |
| 7 <sup>th</sup>  | Matsushima Town         | 21.2 |
| 8 <sup>th</sup>  | Sendai City             | 22.5 |
| 9 <sup>th</sup>  | Tagajo City             | 22.9 |
| 10 <sup>th</sup> | Iwanuma City            | 24.7 |
| 11 <sup>th</sup> | Misato Town             | 25.1 |
| 12 <sup>th</sup> | Shibata Town            | 26.2 |
| 13 <sup>th</sup> | Ogawara Town            | 26.2 |
| 14 <sup>th</sup> | Shichigahama Town       | 26.8 |
| 15 <sup>th</sup> | Shikama Town            | 27.1 |
| 16 <sup>th</sup> | Kami Town               | 27.3 |
| 17 <sup>th</sup> | Higashi-Matsushima City | 27.9 |
| 18 <sup>th</sup> | Marumori Town           | 28.5 |

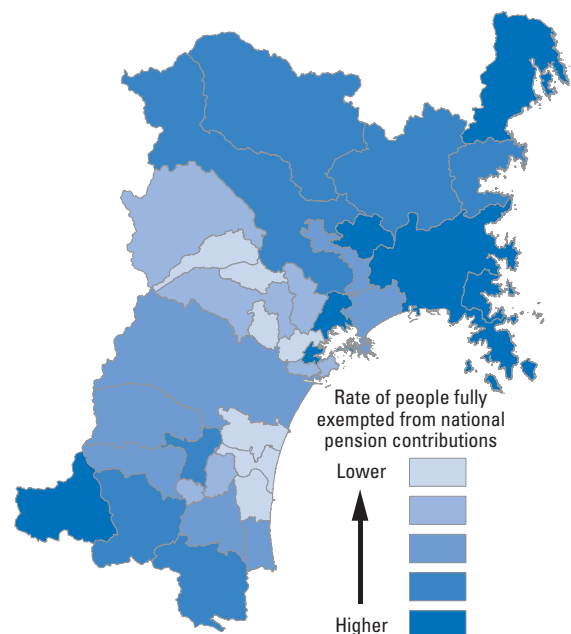
| Ranking          | Municipalities      | %    |
|------------------|---------------------|------|
| 18 <sup>th</sup> | Shichikashuku Town  | 28.5 |
| 18 <sup>th</sup> | Murata Town         | 28.5 |
| 18 <sup>th</sup> | Kawasaki Town       | 28.5 |
| 18 <sup>th</sup> | Zao Town            | 28.5 |
| 23 <sup>rd</sup> | Osaki City          | 28.7 |
| 24 <sup>th</sup> | Wakuya Town         | 29.9 |
| 25 <sup>th</sup> | Yamamoto Town       | 30.3 |
| 25 <sup>th</sup> | Watari Town         | 30.3 |
| 27 <sup>th</sup> | Shiogama City       | 30.4 |
| 28 <sup>th</sup> | Shiroishi City      | 30.6 |
| 29 <sup>th</sup> | Kakuda City         | 31.1 |
| 30 <sup>th</sup> | Tome City           | 31.2 |
| 31 <sup>st</sup> | Kurihara City       | 32.5 |
| 32 <sup>nd</sup> | Ishinomaki City     | 33.1 |
| 32 <sup>nd</sup> | Onagawa Town        | 33.1 |
| 34 <sup>th</sup> | Kesenuma City       | 35.9 |
| 34 <sup>th</sup> | Minami-Sanriku Town | 35.9 |



### C4 Rate of people fully exempted from national pension contributions

| Ranking          | Municipalities    | %    |
|------------------|-------------------|------|
| 1 <sup>st</sup>  | Tomiya City       | 2.99 |
| 2 <sup>nd</sup>  | Rifu Town         | 3.78 |
| 3 <sup>rd</sup>  | Ohira Village     | 3.97 |
| 4 <sup>th</sup>  | Natori City       | 4.00 |
| 5 <sup>th</sup>  | Iwanuma City      | 4.59 |
| 6 <sup>th</sup>  | Shikama Town      | 4.90 |
| 7 <sup>th</sup>  | Watari Town       | 5.01 |
| 8 <sup>th</sup>  | Tagajo City       | 5.12 |
| 9 <sup>th</sup>  | Taiwa Town        | 5.17 |
| 10 <sup>th</sup> | Osato Town        | 5.34 |
| 11 <sup>th</sup> | Shichigahama Town | 5.70 |
| 12 <sup>th</sup> | Ogawara Town      | 5.74 |
| 13 <sup>th</sup> | Kami Town         | 5.81 |
| 14 <sup>th</sup> | Shibata Town      | 5.83 |
| 15 <sup>th</sup> | Sendai City       | 6.01 |
| 16 <sup>th</sup> | Misato Town       | 6.23 |
| 17 <sup>th</sup> | Zao Town          | 6.29 |
| 18 <sup>th</sup> | Kakuda City       | 6.53 |

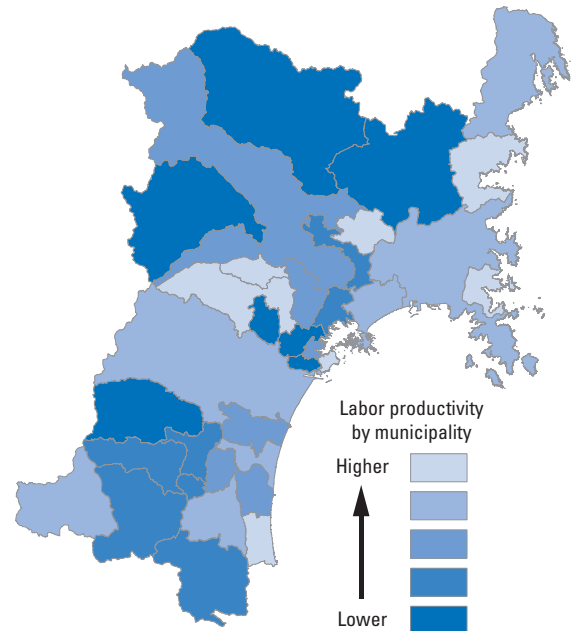
| Ranking          | Municipalities          | %     |
|------------------|-------------------------|-------|
| 19 <sup>th</sup> | Kawasaki Town           | 6.57  |
| 20 <sup>th</sup> | Yamamoto Town           | 6.68  |
| 21 <sup>st</sup> | Higashi-Matsushima City | 6.76  |
| 22 <sup>nd</sup> | Osaki City              | 6.78  |
| 23 <sup>rd</sup> | Minami-Sanriku Town     | 6.82  |
| 24 <sup>th</sup> | Kurihara City           | 7.00  |
| 25 <sup>th</sup> | Tome City               | 7.03  |
| 26 <sup>th</sup> | Murata Town             | 7.04  |
| 27 <sup>th</sup> | Marumori Town           | 7.18  |
| 28 <sup>th</sup> | Shiroishi City          | 7.25  |
| 29 <sup>th</sup> | Matsushima Town         | 7.34  |
| 30 <sup>th</sup> | Shiogama City           | 7.37  |
| 31 <sup>st</sup> | Onagawa Town            | 7.52  |
| 32 <sup>nd</sup> | Ishinomaki City         | 7.60  |
| 33 <sup>rd</sup> | Kesenuma City           | 7.64  |
| 34 <sup>th</sup> | Wakuya Town             | 8.12  |
| 35 <sup>th</sup> | Shichikashuku Town      | 10.68 |



### C5 Labor productivity by municipality (per capita)

| Ranking          | Municipalities          | Yen (10000s) |
|------------------|-------------------------|--------------|
| 1 <sup>st</sup>  | Taiwa Town              | 1432.2       |
| 2 <sup>nd</sup>  | Onagawa Town            | 1390.1       |
| 3 <sup>rd</sup>  | Wakuya Town             | 1131.3       |
| 4 <sup>th</sup>  | Shichigahama Town       | 1093.2       |
| 5 <sup>th</sup>  | Yamamoto Town           | 1052.4       |
| 6 <sup>th</sup>  | Minami-Sanriku Town     | 1026.2       |
| 7 <sup>th</sup>  | Ohira Village           | 1016.7       |
| 8 <sup>th</sup>  | Sendai City             | 1006.7       |
| 9 <sup>th</sup>  | Kakuda City             | 955.1        |
| 10 <sup>th</sup> | Higashi-Matsushima City | 912.7        |
| 11 <sup>th</sup> | Kesennuma City          | 912.3        |
| 12 <sup>th</sup> | Shichikashuku Town      | 872.2        |
| 13 <sup>th</sup> | Iwanuma City            | 866.0        |
| 14 <sup>th</sup> | Ishinomaki City         | 847.6        |
| 15 <sup>th</sup> | Osaki City              | 837.8        |
| 16 <sup>th</sup> | Shiogama City           | 807.2        |
| 17 <sup>th</sup> | Natori City             | 805.3        |
| 18 <sup>th</sup> | Shikama Town            | 792.1        |

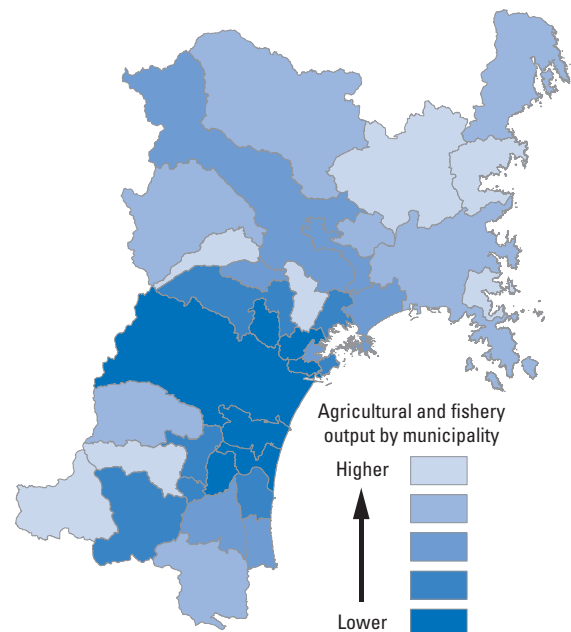
| Ranking          | Municipalities  | Yen (10000s) |
|------------------|-----------------|--------------|
| 19 <sup>th</sup> | Osato Town      | 791.7        |
| 20 <sup>th</sup> | Watari Town     | 778.5        |
| 21 <sup>st</sup> | Shibata Town    | 751.6        |
| 22 <sup>nd</sup> | Matsushima Town | 737.4        |
| 23 <sup>rd</sup> | Zao Town        | 729.4        |
| 24 <sup>th</sup> | Ogawara Town    | 721.4        |
| 25 <sup>th</sup> | Murata Town     | 714.6        |
| 26 <sup>th</sup> | Shiroishi City  | 707.7        |
| 27 <sup>th</sup> | Misato Town     | 701.5        |
| 28 <sup>th</sup> | Marumori Town   | 690.0        |
| 29 <sup>th</sup> | Tagajo City     | 681.9        |
| 30 <sup>th</sup> | Rifu Town       | 658.1        |
| 31 <sup>st</sup> | Tome City       | 639.3        |
| 32 <sup>nd</sup> | Kurihara City   | 634.2        |
| 33 <sup>rd</sup> | Kawasaki Town   | 620.0        |
| 34 <sup>th</sup> | Tomiya City     | 617.8        |
| 35 <sup>th</sup> | Kami Town       | 565.0        |



### C6 Agricultural and fishery output by municipality (per capita)

| Ranking          | Municipalities          | Yen     |
|------------------|-------------------------|---------|
| 1 <sup>st</sup>  | Shikama Town            | 996,977 |
| 2 <sup>nd</sup>  | Onagawa Town            | 896,040 |
| 3 <sup>rd</sup>  | Minami-Sanriku Town     | 372,511 |
| 4 <sup>th</sup>  | Shichikashuku Town      | 361,368 |
| 5 <sup>th</sup>  | Zao Town                | 211,320 |
| 6 <sup>th</sup>  | Tome City               | 206,290 |
| 7 <sup>th</sup>  | Osato Town              | 186,186 |
| 8 <sup>th</sup>  | Kesennuma City          | 185,180 |
| 9 <sup>th</sup>  | Ishinomaki City         | 173,586 |
| 10 <sup>th</sup> | Kurihara City           | 167,681 |
| 11 <sup>th</sup> | Marumori Town           | 157,769 |
| 12 <sup>th</sup> | Kami Town               | 152,639 |
| 13 <sup>th</sup> | Kawasaki Town           | 150,192 |
| 14 <sup>th</sup> | Wakuya Town             | 136,498 |
| 15 <sup>th</sup> | Ohira Village           | 126,187 |
| 16 <sup>th</sup> | Misato Town             | 112,974 |
| 17 <sup>th</sup> | Higashi-Matsushima City | 109,444 |
| 18 <sup>th</sup> | Shiogama City           | 103,158 |

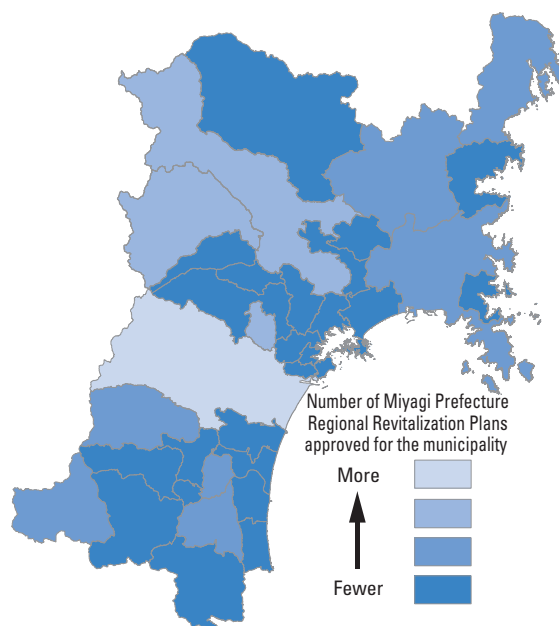
| Ranking          | Municipalities    | Yen    |
|------------------|-------------------|--------|
| 19 <sup>th</sup> | Yamamoto Town     | 99,507 |
| 20 <sup>th</sup> | Osaki City        | 92,780 |
| 21 <sup>st</sup> | Kakuda City       | 86,243 |
| 22 <sup>nd</sup> | Watari Town       | 79,555 |
| 23 <sup>rd</sup> | Shichigahama Town | 75,073 |
| 24 <sup>th</sup> | Shiroishi City    | 69,351 |
| 25 <sup>th</sup> | Murata Town       | 60,638 |
| 26 <sup>th</sup> | Matsushima Town   | 58,223 |
| 27 <sup>th</sup> | Ogawara Town      | 43,436 |
| 28 <sup>th</sup> | Taiwa Town        | 40,065 |
| 29 <sup>th</sup> | Natori City       | 22,861 |
| 30 <sup>th</sup> | Shibata Town      | 17,920 |
| 31 <sup>st</sup> | Iwanuma City      | 17,616 |
| 32 <sup>nd</sup> | Rifu Town         | 9,890  |
| 33 <sup>rd</sup> | Tomiya City       | 6,789  |
| 34 <sup>th</sup> | Sendai City       | 3,596  |
| 35 <sup>th</sup> | Tagajo City       | 2,904  |



## C7 Number of Miyagi Prefecture Regional Revitalization Plans approved for the municipality

| Ranking          | Municipalities      | — |
|------------------|---------------------|---|
| 1 <sup>st</sup>  | Sendai City         | 5 |
| 2 <sup>nd</sup>  | Kami Town           | 3 |
| 2 <sup>nd</sup>  | Osaki City          | 3 |
| 4 <sup>th</sup>  | Tomiya City         | 2 |
| 5 <sup>th</sup>  | Shichikashuku Town  | 1 |
| 5 <sup>th</sup>  | Tome City           | 1 |
| 5 <sup>th</sup>  | Kesenuma City       | 1 |
| 5 <sup>th</sup>  | Ishinomaki City     | 1 |
| 5 <sup>th</sup>  | Kawasaki Town       | 1 |
| 5 <sup>th</sup>  | Kakuda City         | 1 |
| 5 <sup>th</sup>  | Shibata Town        | 1 |
| 12 <sup>th</sup> | Shikama Town        | 0 |
| 12 <sup>th</sup> | Onagawa Town        | 0 |
| 12 <sup>th</sup> | Minami-Sanriku Town | 0 |
| 12 <sup>th</sup> | Zao Town            | 0 |
| 12 <sup>th</sup> | Osato Town          | 0 |
| 12 <sup>th</sup> | Kurihara City       | 0 |
| 12 <sup>th</sup> | Marumori Town       | 0 |

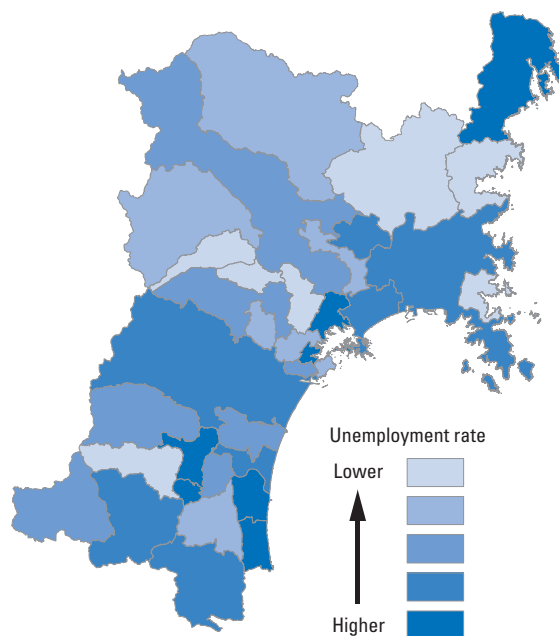
| Ranking          | Municipalities          | — |
|------------------|-------------------------|---|
| 12 <sup>th</sup> | Wakuya Town             | 0 |
| 12 <sup>th</sup> | Ohira Village           | 0 |
| 12 <sup>th</sup> | Misato Town             | 0 |
| 12 <sup>th</sup> | Higashi-Matsushima City | 0 |
| 12 <sup>th</sup> | Shiogama City           | 0 |
| 12 <sup>th</sup> | Yamamoto Town           | 0 |
| 12 <sup>th</sup> | Watari Town             | 0 |
| 12 <sup>th</sup> | Shichigahama Town       | 0 |
| 12 <sup>th</sup> | Shiroishi City          | 0 |
| 12 <sup>th</sup> | Murata Town             | 0 |
| 12 <sup>th</sup> | Matsushima Town         | 0 |
| 12 <sup>th</sup> | Ogawara Town            | 0 |
| 12 <sup>th</sup> | Taiwa Town              | 0 |
| 12 <sup>th</sup> | Natori City             | 0 |
| 12 <sup>th</sup> | Iwanuma City            | 0 |
| 12 <sup>th</sup> | Rifu Town               | 0 |
| 12 <sup>th</sup> | Tagajo City             | 0 |



## C8 Unemployment rate

| Ranking          | Municipalities      | %    |
|------------------|---------------------|------|
| 1 <sup>st</sup>  | Shikama Town        | 2.72 |
| 2 <sup>nd</sup>  | Ohira Village       | 3.12 |
| 3 <sup>rd</sup>  | Zao Town            | 3.32 |
| 4 <sup>th</sup>  | Onagawa Town        | 3.34 |
| 5 <sup>th</sup>  | Tome City           | 3.52 |
| 6 <sup>th</sup>  | Minami-Sanriku Town | 3.57 |
| 7 <sup>th</sup>  | Osato Town          | 3.61 |
| 8 <sup>th</sup>  | Kami Town           | 4.04 |
| 9 <sup>th</sup>  | Rifu Town           | 4.14 |
| 10 <sup>th</sup> | Kurihara City       | 4.14 |
| 11 <sup>th</sup> | Misato Town         | 4.17 |
| 12 <sup>th</sup> | Tomiya City         | 4.17 |
| 13 <sup>th</sup> | Kakuda City         | 4.23 |
| 14 <sup>th</sup> | Shichigahama Town   | 4.24 |
| 15 <sup>th</sup> | Taiwa Town          | 4.25 |
| 16 <sup>th</sup> | Natori City         | 4.37 |
| 17 <sup>th</sup> | Osaki City          | 4.57 |
| 18 <sup>th</sup> | Shichikashuku Town  | 4.58 |

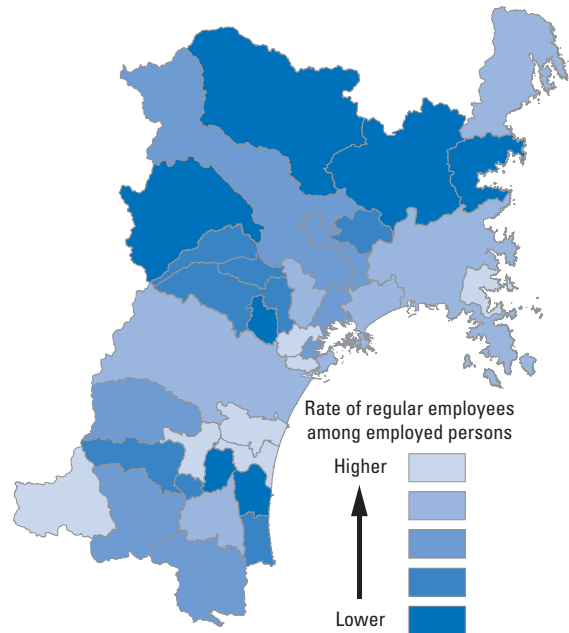
| Ranking          | Municipalities          | %    |
|------------------|-------------------------|------|
| 19 <sup>th</sup> | Shibata Town            | 4.67 |
| 20 <sup>th</sup> | Tagajo City             | 4.71 |
| 21 <sup>st</sup> | Kawasaki Town           | 4.85 |
| 22 <sup>nd</sup> | Sendai City             | 4.92 |
| 23 <sup>rd</sup> | Iwanuma City            | 5.01 |
| 24 <sup>th</sup> | Shiroishi City          | 5.21 |
| 25 <sup>th</sup> | Ishinomaki City         | 5.38 |
| 26 <sup>th</sup> | Marumori Town           | 5.40 |
| 27 <sup>th</sup> | Wakuya Town             | 5.47 |
| 28 <sup>th</sup> | Higashi-Matsushima City | 5.47 |
| 29 <sup>th</sup> | Kesenuma City           | 5.72 |
| 30 <sup>th</sup> | Watari Town             | 6.06 |
| 31 <sup>st</sup> | Shiogama City           | 6.10 |
| 32 <sup>nd</sup> | Ogawara Town            | 6.37 |
| 33 <sup>rd</sup> | Yamamoto Town           | 6.67 |
| 34 <sup>th</sup> | Murata Town             | 6.99 |
| 35 <sup>th</sup> | Matsushima Town         | 7.41 |



### C9 Rate of regular employees among employed persons

| Ranking          | Municipalities          | %     |
|------------------|-------------------------|-------|
| 1 <sup>st</sup>  | Onagawa Town            | 60.04 |
| 2 <sup>nd</sup>  | Rifu Town               | 58.34 |
| 3 <sup>rd</sup>  | Murata Town             | 58.02 |
| 4 <sup>th</sup>  | Natori City             | 57.49 |
| 5 <sup>th</sup>  | Shichikashuku Town      | 57.30 |
| 6 <sup>th</sup>  | Iwanuma City            | 57.29 |
| 7 <sup>th</sup>  | Tagajo City             | 57.03 |
| 8 <sup>th</sup>  | Shichigahama Town       | 56.99 |
| 9 <sup>th</sup>  | Sendai City             | 56.79 |
| 10 <sup>th</sup> | Osato Town              | 56.50 |
| 11 <sup>th</sup> | Higashi-Matsushima City | 55.52 |
| 12 <sup>th</sup> | Kesennuma City          | 55.24 |
| 13 <sup>th</sup> | Ishinomaki City         | 54.86 |
| 14 <sup>th</sup> | Kakuda City             | 54.82 |
| 15 <sup>th</sup> | Matsushima Town         | 54.42 |
| 16 <sup>th</sup> | Osaki City              | 54.31 |
| 17 <sup>th</sup> | Marumori Town           | 54.13 |
| 18 <sup>th</sup> | Kawasaki Town           | 53.71 |

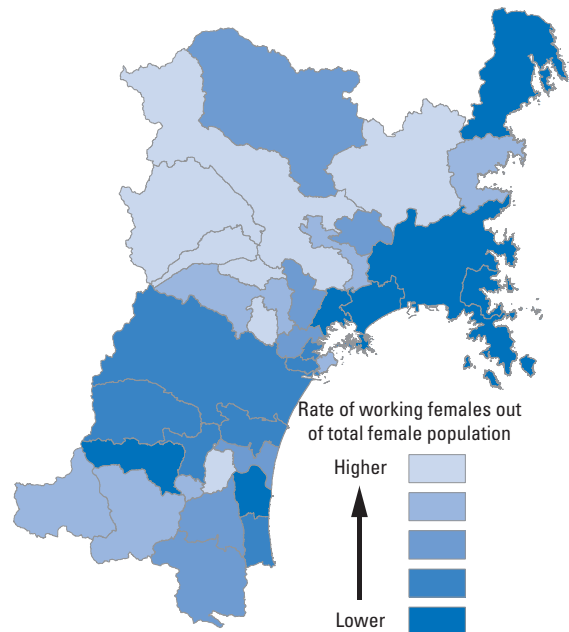
| Ranking          | Municipalities      | %     |
|------------------|---------------------|-------|
| 19 <sup>th</sup> | Misato Town         | 53.56 |
| 20 <sup>th</sup> | Shiroishi City      | 52.96 |
| 21 <sup>st</sup> | Shiogama City       | 52.83 |
| 22 <sup>nd</sup> | Ogawara Town        | 52.05 |
| 23 <sup>rd</sup> | Wakuya Town         | 51.72 |
| 24 <sup>th</sup> | Yamamoto Town       | 51.53 |
| 25 <sup>th</sup> | Zao Town            | 51.14 |
| 26 <sup>th</sup> | Ohira Village       | 51.03 |
| 27 <sup>th</sup> | Taiwa Town          | 50.86 |
| 28 <sup>th</sup> | Shikama Town        | 50.80 |
| 29 <sup>th</sup> | Watari Town         | 50.63 |
| 30 <sup>th</sup> | Kurihara City       | 50.36 |
| 31 <sup>st</sup> | Tome City           | 49.60 |
| 32 <sup>nd</sup> | Kami Town           | 49.15 |
| 33 <sup>rd</sup> | Shibata Town        | 48.66 |
| 34 <sup>th</sup> | Tomiya City         | 47.92 |
| 35 <sup>th</sup> | Minami-Sanriku Town | 46.72 |



### C10 Rate of working females out of total female population

| Ranking          | Municipalities      | %     |
|------------------|---------------------|-------|
| 1 <sup>st</sup>  | Shikama Town        | 44.17 |
| 2 <sup>nd</sup>  | Shibata Town        | 43.85 |
| 3 <sup>rd</sup>  | Tome City           | 43.21 |
| 4 <sup>th</sup>  | Kami Town           | 43.07 |
| 5 <sup>th</sup>  | Ohira Village       | 42.62 |
| 6 <sup>th</sup>  | Tomiya City         | 42.11 |
| 7 <sup>th</sup>  | Osaki City          | 41.65 |
| 8 <sup>th</sup>  | Misato Town         | 41.20 |
| 9 <sup>th</sup>  | Minami-Sanriku Town | 40.96 |
| 10 <sup>th</sup> | Ogawara Town        | 40.88 |
| 11 <sup>th</sup> | Shichigahama Town   | 40.82 |
| 12 <sup>th</sup> | Shichikashuku Town  | 40.75 |
| 13 <sup>th</sup> | Shiroishi City      | 40.44 |
| 14 <sup>th</sup> | Taiwa Town          | 40.38 |
| 15 <sup>th</sup> | Kurihara City       | 40.37 |
| 16 <sup>th</sup> | Wakuya Town         | 40.22 |
| 17 <sup>th</sup> | Osato Town          | 40.10 |
| 18 <sup>th</sup> | Marumori Town       | 39.97 |

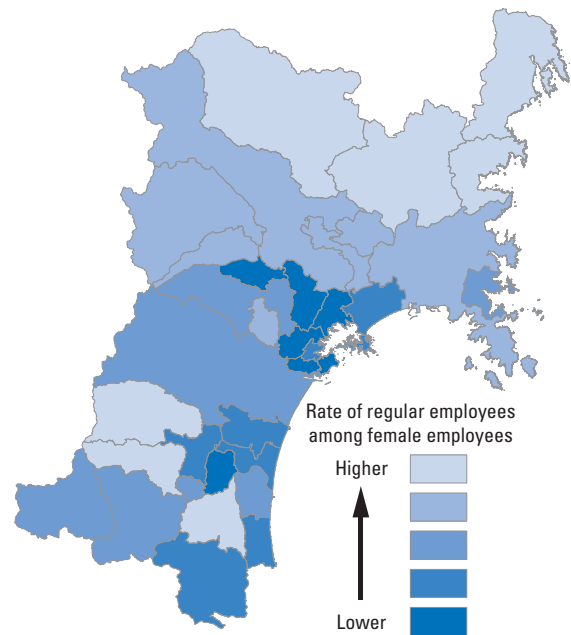
| Ranking          | Municipalities          | %     |
|------------------|-------------------------|-------|
| 19 <sup>th</sup> | Iwanuma City            | 39.87 |
| 20 <sup>th</sup> | Rifu Town               | 39.67 |
| 21 <sup>st</sup> | Kakuda City             | 39.58 |
| 22 <sup>nd</sup> | Yamamoto Town           | 39.35 |
| 23 <sup>rd</sup> | Kawasaki Town           | 39.13 |
| 24 <sup>th</sup> | Tagajo City             | 38.86 |
| 25 <sup>th</sup> | Shiogama City           | 38.16 |
| 26 <sup>th</sup> | Murata Town             | 38.10 |
| 27 <sup>th</sup> | Natori City             | 38.07 |
| 28 <sup>th</sup> | Sendai City             | 37.74 |
| 29 <sup>th</sup> | Higashi-Matsushima City | 37.72 |
| 30 <sup>th</sup> | Watari Town             | 37.48 |
| 31 <sup>st</sup> | Matsushima Town         | 37.15 |
| 32 <sup>nd</sup> | Onagawa Town            | 37.08 |
| 33 <sup>rd</sup> | Kesennuma City          | 36.74 |
| 34 <sup>th</sup> | Ishinomaki City         | 36.67 |
| 35 <sup>th</sup> | Zao Town                | 32.75 |



## C11 Rate of regular employees among female employees

| Ranking          | Municipalities      | %     |
|------------------|---------------------|-------|
| 1 <sup>st</sup>  | Kawasaki Town       | 57.25 |
| 2 <sup>nd</sup>  | Zao Town            | 55.32 |
| 3 <sup>rd</sup>  | Kurihara City       | 54.76 |
| 4 <sup>th</sup>  | Tome City           | 54.00 |
| 5 <sup>th</sup>  | Kesenuma City       | 53.05 |
| 6 <sup>th</sup>  | Minami-Sanriku Town | 52.66 |
| 7 <sup>th</sup>  | Kakuda City         | 52.35 |
| 8 <sup>th</sup>  | Kami Town           | 51.44 |
| 9 <sup>th</sup>  | Osaki City          | 50.92 |
| 10 <sup>th</sup> | Misato Town         | 50.59 |
| 11 <sup>th</sup> | Wakuya Town         | 50.49 |
| 12 <sup>th</sup> | Shikama Town        | 50.37 |
| 13 <sup>th</sup> | Ishinomaki City     | 50.20 |
| 14 <sup>th</sup> | Tomiya City         | 49.78 |
| 15 <sup>th</sup> | Shichikashuku Town  | 49.09 |
| 16 <sup>th</sup> | Onagawa Town        | 49.00 |
| 17 <sup>th</sup> | Shiroishi City      | 48.51 |
| 18 <sup>th</sup> | Ogawara Town        | 47.50 |

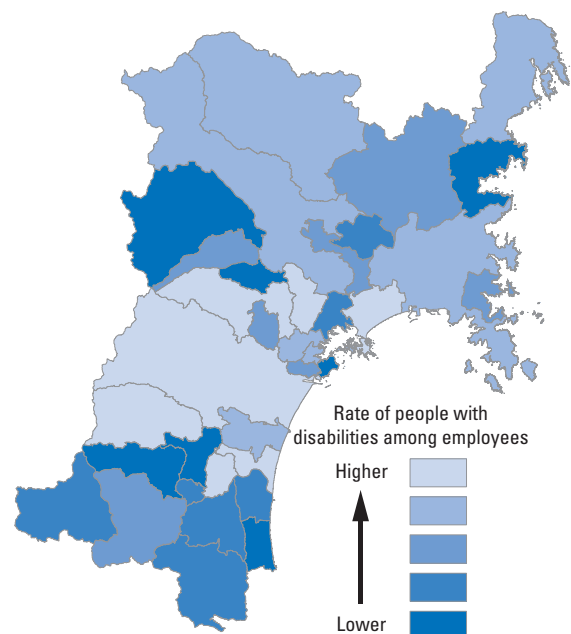
| Ranking          | Municipalities          | %     |
|------------------|-------------------------|-------|
| 19 <sup>th</sup> | Taiwa Town              | 47.17 |
| 20 <sup>th</sup> | Watari Town             | 46.61 |
| 21 <sup>st</sup> | Sendai City             | 46.54 |
| 22 <sup>nd</sup> | Higashi-Matsushima City | 46.16 |
| 23 <sup>rd</sup> | Marumori Town           | 45.49 |
| 24 <sup>th</sup> | Iwanuma City            | 45.21 |
| 25 <sup>th</sup> | Natori City             | 45.04 |
| 26 <sup>th</sup> | Murata Town             | 45.01 |
| 27 <sup>th</sup> | Yamamoto Town           | 44.88 |
| 28 <sup>th</sup> | Shiogama City           | 44.57 |
| 29 <sup>th</sup> | Rifu Town               | 44.24 |
| 30 <sup>th</sup> | Shichigahama Town       | 43.63 |
| 31 <sup>st</sup> | Shibata Town            | 43.39 |
| 32 <sup>nd</sup> | Tagajo City             | 43.23 |
| 33 <sup>rd</sup> | Ohira Village           | 42.40 |
| 34 <sup>th</sup> | Matsushima Town         | 40.97 |
| 35 <sup>th</sup> | Osato Town              | 38.48 |



## C12 Rate of people with disabilities among employees

| Ranking          | Municipalities          | %    |
|------------------|-------------------------|------|
| 1 <sup>st</sup>  | Taiwa Town              | 3.61 |
| 2 <sup>nd</sup>  | Iwanuma City            | 3.36 |
| 3 <sup>rd</sup>  | Shibata Town            | 3.08 |
| 4 <sup>th</sup>  | Osato Town              | 2.94 |
| 5 <sup>th</sup>  | Sendai City             | 2.80 |
| 5 <sup>th</sup>  | Higashi-Matsushima City | 2.80 |
| 7 <sup>th</sup>  | Kawasaki Town           | 2.68 |
| 8 <sup>th</sup>  | Rifu Town               | 2.58 |
| 9 <sup>th</sup>  | Osaki City              | 2.54 |
| 10 <sup>th</sup> | Ishinomaki City         | 2.48 |
| 11 <sup>th</sup> | Kesenuma City           | 2.42 |
| 12 <sup>th</sup> | Shiogama City           | 2.40 |
| 13 <sup>th</sup> | Kurihara City           | 2.39 |
| 14 <sup>th</sup> | Natori City             | 2.29 |
| 15 <sup>th</sup> | Onagawa Town            | 2.27 |
| 16 <sup>th</sup> | Tagajo City             | 2.23 |
| 17 <sup>th</sup> | Shiroishi City          | 2.21 |
| 18 <sup>th</sup> | Shikama Town            | 2.17 |

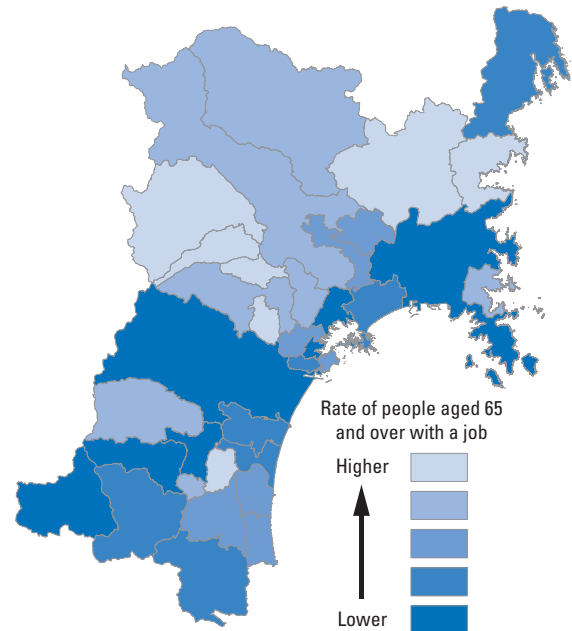
| Ranking          | Municipalities      | %    |
|------------------|---------------------|------|
| 19 <sup>th</sup> | Misato Town         | 2.08 |
| 19 <sup>th</sup> | Tomiya City         | 2.08 |
| 21 <sup>st</sup> | Tome City           | 1.96 |
| 22 <sup>nd</sup> | Ogawara Town        | 1.92 |
| 23 <sup>rd</sup> | Kakuda City         | 1.90 |
| 23 <sup>rd</sup> | Marumori Town       | 1.90 |
| 25 <sup>th</sup> | Shichikashuku Town  | 1.85 |
| 26 <sup>th</sup> | Watari Town         | 1.80 |
| 27 <sup>th</sup> | Matsushima Town     | 1.73 |
| 28 <sup>th</sup> | Wakuya Town         | 1.69 |
| 29 <sup>th</sup> | Minami-Sanriku Town | 1.44 |
| 30 <sup>th</sup> | Ohira Village       | 1.41 |
| 31 <sup>st</sup> | Shichigahama Town   | 1.35 |
| 32 <sup>nd</sup> | Murata Town         | 1.21 |
| 33 <sup>rd</sup> | Kami Town           | 1.13 |
| 34 <sup>th</sup> | Zao Town            | 0.00 |
| 34 <sup>th</sup> | Yamamoto Town       | 0.00 |



### C13 Rate of people aged 65 and over with a job

| Ranking          | Municipalities      | %     |
|------------------|---------------------|-------|
| 1 <sup>st</sup>  | Ohira Village       | 31.30 |
| 2 <sup>nd</sup>  | Shikama Town        | 27.31 |
| 3 <sup>rd</sup>  | Tome City           | 26.62 |
| 4 <sup>th</sup>  | Shibata Town        | 26.18 |
| 5 <sup>th</sup>  | Kami Town           | 25.23 |
| 6 <sup>th</sup>  | Minami-Sanriku Town | 25.01 |
| 7 <sup>th</sup>  | Tomiya City         | 24.33 |
| 8 <sup>th</sup>  | Ogawara Town        | 23.79 |
| 9 <sup>th</sup>  | Kurihara City       | 23.50 |
| 10 <sup>th</sup> | Onagawa Town        | 23.19 |
| 11 <sup>th</sup> | Osaki City          | 23.15 |
| 12 <sup>th</sup> | Taiwa Town          | 22.83 |
| 13 <sup>th</sup> | Kawasaki Town       | 22.40 |
| 14 <sup>th</sup> | Osato Town          | 22.35 |
| 15 <sup>th</sup> | Wakuya Town         | 22.28 |
| 16 <sup>th</sup> | Misato Town         | 22.13 |
| 17 <sup>th</sup> | Yamamoto Town       | 21.27 |
| 18 <sup>th</sup> | Kakuda City         | 20.95 |

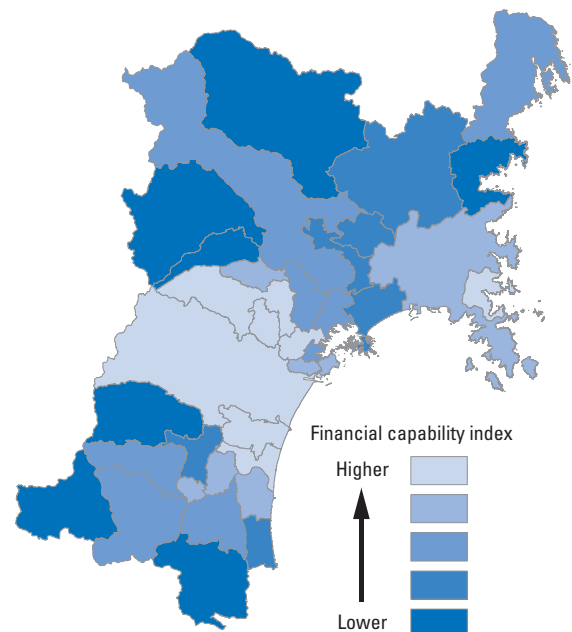
| Ranking          | Municipalities          | %     |
|------------------|-------------------------|-------|
| 19 <sup>th</sup> | Rifu Town               | 20.72 |
| 20 <sup>th</sup> | Shichigahama Town       | 20.54 |
| 21 <sup>st</sup> | Watari Town             | 20.47 |
| 22 <sup>nd</sup> | Marumori Town           | 20.38 |
| 23 <sup>rd</sup> | Iwanuma City            | 20.23 |
| 24 <sup>th</sup> | Natori City             | 20.16 |
| 25 <sup>th</sup> | Kesennuma City          | 19.95 |
| 26 <sup>th</sup> | Shiroishi City          | 19.71 |
| 27 <sup>th</sup> | Higashi-Matsushima City | 19.66 |
| 28 <sup>th</sup> | Tagajo City             | 19.61 |
| 29 <sup>th</sup> | Ishinomaki City         | 19.35 |
| 30 <sup>th</sup> | Matsushima Town         | 18.72 |
| 31 <sup>st</sup> | Shiogama City           | 18.46 |
| 32 <sup>nd</sup> | Shichikashuku Town      | 18.28 |
| 33 <sup>rd</sup> | Sendai City             | 18.21 |
| 34 <sup>th</sup> | Murata Town             | 17.19 |
| 35 <sup>th</sup> | Zao Town                | 16.91 |



### C14 Financial capability index

| Ranking          | Municipalities    | Index |
|------------------|-------------------|-------|
| 1 <sup>st</sup>  | Onagawa Town      | 1.01  |
| 2 <sup>nd</sup>  | Taiwa Town        | 0.92  |
| 3 <sup>rd</sup>  | Sendai City       | 0.91  |
| 4 <sup>th</sup>  | Rifu Town         | 0.85  |
| 5 <sup>th</sup>  | Iwanuma City      | 0.83  |
| 6 <sup>th</sup>  | Tomiya City       | 0.82  |
| 6 <sup>th</sup>  | Natori City       | 0.82  |
| 8 <sup>th</sup>  | Ohira Village     | 0.78  |
| 9 <sup>th</sup>  | Tagajo City       | 0.69  |
| 10 <sup>th</sup> | Shibata Town      | 0.63  |
| 10 <sup>th</sup> | Ogawara Town      | 0.63  |
| 12 <sup>th</sup> | Shichigahama Town | 0.59  |
| 13 <sup>th</sup> | Watari Town       | 0.57  |
| 14 <sup>th</sup> | Ishinomaki City   | 0.53  |
| 15 <sup>th</sup> | Shiogama City     | 0.52  |
| 16 <sup>th</sup> | Kakuda City       | 0.51  |
| 17 <sup>th</sup> | Osaki City        | 0.50  |
| 18 <sup>th</sup> | Shiroishi City    | 0.49  |

| Ranking          | Municipalities          | Index |
|------------------|-------------------------|-------|
| 19 <sup>th</sup> | Zao Town                | 0.48  |
| 20 <sup>th</sup> | Matsushima Town         | 0.47  |
| 21 <sup>st</sup> | Osato Town              | 0.45  |
| 21 <sup>st</sup> | Kesennuma City          | 0.45  |
| 23 <sup>rd</sup> | Murata Town             | 0.44  |
| 24 <sup>th</sup> | Higashi-Matsushima City | 0.43  |
| 25 <sup>th</sup> | Misato Town             | 0.42  |
| 26 <sup>th</sup> | Wakuya Town             | 0.38  |
| 27 <sup>th</sup> | Yamamoto Town           | 0.37  |
| 28 <sup>th</sup> | Tome City               | 0.36  |
| 29 <sup>th</sup> | Kami Town               | 0.34  |
| 30 <sup>th</sup> | Kawasaki Town           | 0.32  |
| 31 <sup>st</sup> | Kurihara City           | 0.31  |
| 31 <sup>st</sup> | Shichikashuku Town      | 0.31  |
| 33 <sup>rd</sup> | Shikama Town            | 0.30  |
| 33 <sup>rd</sup> | Minami-Sanriku Town     | 0.30  |
| 33 <sup>rd</sup> | Marumori Town           | 0.30  |

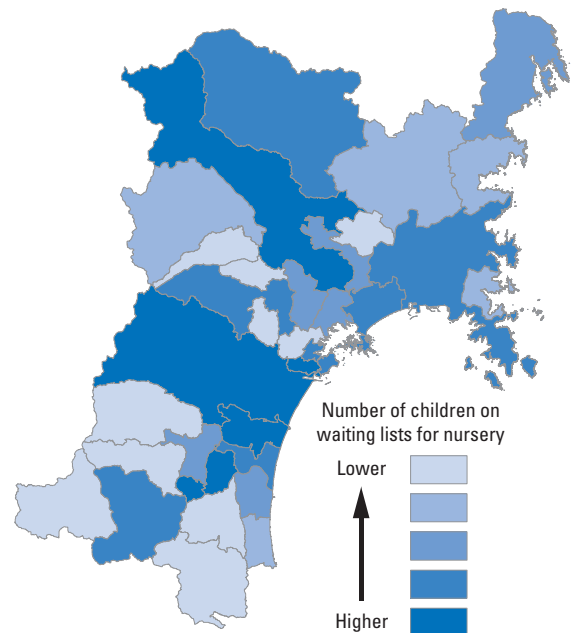




## D1 Number of children on waiting lists for nursery

| Ranking          | Municipalities      | People |
|------------------|---------------------|--------|
| 1 <sup>st</sup>  | Kakuda City         | 0      |
| 1 <sup>st</sup>  | Tomiya City         | 0      |
| 1 <sup>st</sup>  | Zao Town            | 0      |
| 1 <sup>st</sup>  | Shichikashuku Town  | 0      |
| 1 <sup>st</sup>  | Kawasaki Town       | 0      |
| 1 <sup>st</sup>  | Marumori Town       | 0      |
| 1 <sup>st</sup>  | Rifu Town           | 0      |
| 1 <sup>st</sup>  | Ohira Village       | 0      |
| 1 <sup>st</sup>  | Shikama Town        | 0      |
| 1 <sup>st</sup>  | Wakuya Town         | 0      |
| 11 <sup>th</sup> | Yamamoto Town       | 1      |
| 11 <sup>th</sup> | Kami Town           | 1      |
| 11 <sup>th</sup> | Onagawa Town        | 1      |
| 14 <sup>th</sup> | Tome City           | 2      |
| 14 <sup>th</sup> | Minami-Sanriku Town | 2      |
| 16 <sup>th</sup> | Murata Town         | 3      |
| 17 <sup>th</sup> | Osato Town          | 4      |
| 18 <sup>th</sup> | Watari Town         | 5      |

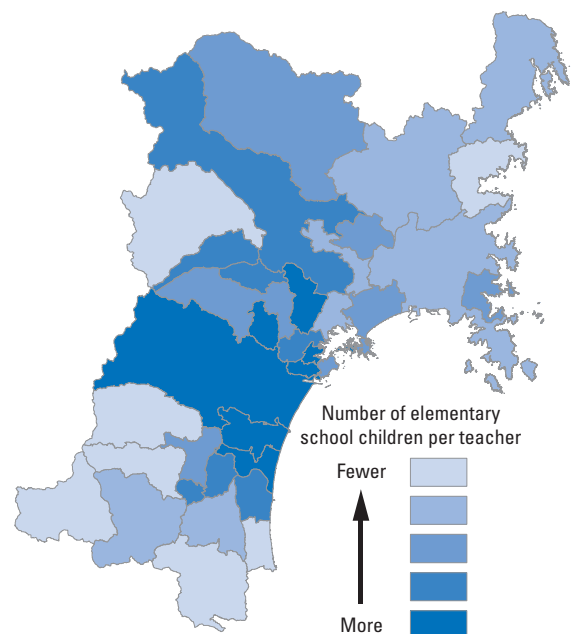
| Ranking          | Municipalities          | People |
|------------------|-------------------------|--------|
| 18 <sup>th</sup> | Matsushima Town         | 5      |
| 20 <sup>th</sup> | Kesenuma City           | 6      |
| 20 <sup>th</sup> | Misato Town             | 6      |
| 22 <sup>nd</sup> | Higashi-Matsushima City | 8      |
| 23 <sup>rd</sup> | Kurihara City           | 9      |
| 23 <sup>rd</sup> | Taiwa Town              | 9      |
| 25 <sup>th</sup> | Shiogama City           | 11     |
| 25 <sup>th</sup> | Iwanuma City            | 11     |
| 27 <sup>th</sup> | Ishinomaki City         | 12     |
| 27 <sup>th</sup> | Shiroishi City          | 12     |
| 27 <sup>th</sup> | Shichigahama Town       | 12     |
| 30 <sup>th</sup> | Ogawara Town            | 13     |
| 31 <sup>st</sup> | Tagajo City             | 18     |
| 32 <sup>nd</sup> | Shibata Town            | 24     |
| 33 <sup>rd</sup> | Natori City             | 27     |
| 34 <sup>th</sup> | Osaki City              | 47     |
| 35 <sup>th</sup> | Sendai City             | 91     |



## D2 Number of elementary school children per teacher

| Ranking          | Municipalities      | People |
|------------------|---------------------|--------|
| 1 <sup>st</sup>  | Shichikashuku Town  | 3.15   |
| 2 <sup>nd</sup>  | Marumori Town       | 5.77   |
| 3 <sup>rd</sup>  | Minami-Sanriku Town | 6.31   |
| 4 <sup>th</sup>  | Kawasaki Town       | 7.25   |
| 5 <sup>th</sup>  | Zao Town            | 7.79   |
| 6 <sup>th</sup>  | Yamamoto Town       | 8.41   |
| 7 <sup>th</sup>  | Kami Town           | 8.64   |
| 8 <sup>th</sup>  | Kesenuma City       | 9.89   |
| 9 <sup>th</sup>  | Matsushima Town     | 9.98   |
| 10 <sup>th</sup> | Shiroishi City      | 10.17  |
| 11 <sup>th</sup> | Kakuda City         | 10.64  |
| 12 <sup>th</sup> | Tome City           | 10.93  |
| 13 <sup>th</sup> | Misato Town         | 11.54  |
| 14 <sup>th</sup> | Ishinomaki City     | 11.99  |
| 15 <sup>th</sup> | Shichigahama Town   | 12.20  |
| 16 <sup>th</sup> | Onagawa Town        | 12.25  |
| 17 <sup>th</sup> | Wakuya Town         | 12.28  |
| 18 <sup>th</sup> | Kurihara City       | 12.44  |

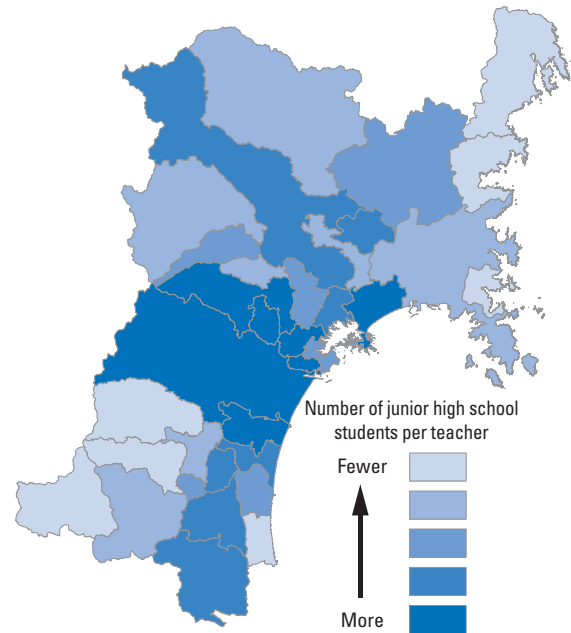
| Ranking          | Municipalities          | People |
|------------------|-------------------------|--------|
| 19 <sup>th</sup> | Murata Town             | 12.59  |
| 20 <sup>th</sup> | Taiwa Town              | 12.81  |
| 21 <sup>st</sup> | Higashi-Matsushima City | 12.82  |
| 22 <sup>nd</sup> | Osaki City              | 13.58  |
| 23 <sup>rd</sup> | Shibata Town            | 14.16  |
| 24 <sup>th</sup> | Watari Town             | 14.51  |
| 25 <sup>th</sup> | Rifu Town               | 14.57  |
| 26 <sup>th</sup> | Shikama Town            | 14.70  |
| 27 <sup>th</sup> | Ohira Village           | 14.92  |
| 28 <sup>th</sup> | Ogawara Town            | 15.12  |
| 29 <sup>th</sup> | Osato Town              | 15.56  |
| 30 <sup>th</sup> | Shiogama City           | 15.78  |
| 31 <sup>st</sup> | Sendai City             | 16.74  |
| 32 <sup>nd</sup> | Natori City             | 17.12  |
| 33 <sup>rd</sup> | Iwanuma City            | 17.72  |
| 34 <sup>th</sup> | Tagajo City             | 17.78  |
| 35 <sup>th</sup> | Tomiya City             | 18.26  |



### D3 Number of junior high school students per teacher

| Ranking          | Municipalities      | People |
|------------------|---------------------|--------|
| 1 <sup>st</sup>  | Shichikashuku Town  | 1.67   |
| 2 <sup>nd</sup>  | Onagawa Town        | 5.15   |
| 3 <sup>rd</sup>  | Zao Town            | 6.25   |
| 4 <sup>th</sup>  | Kawasaki Town       | 6.65   |
| 5 <sup>th</sup>  | Yamamoto Town       | 7.29   |
| 6 <sup>th</sup>  | Kesennuma City      | 7.82   |
| 7 <sup>th</sup>  | Minami-Sanriku Town | 7.95   |
| 8 <sup>th</sup>  | Murata Town         | 8.52   |
| 9 <sup>th</sup>  | Ishinomaki City     | 9.39   |
| 10 <sup>th</sup> | Kami Town           | 9.82   |
| 11 <sup>th</sup> | Ohira Village       | 9.94   |
| 12 <sup>th</sup> | Misato Town         | 9.98   |
| 13 <sup>th</sup> | Kurihara City       | 10.12  |
| 14 <sup>th</sup> | Shiroishi City      | 10.21  |
| 15 <sup>th</sup> | Watari Town         | 10.35  |
| 16 <sup>th</sup> | Shichigahama Town   | 10.37  |
| 17 <sup>th</sup> | Tome City           | 10.48  |
| 18 <sup>th</sup> | Osato Town          | 10.72  |

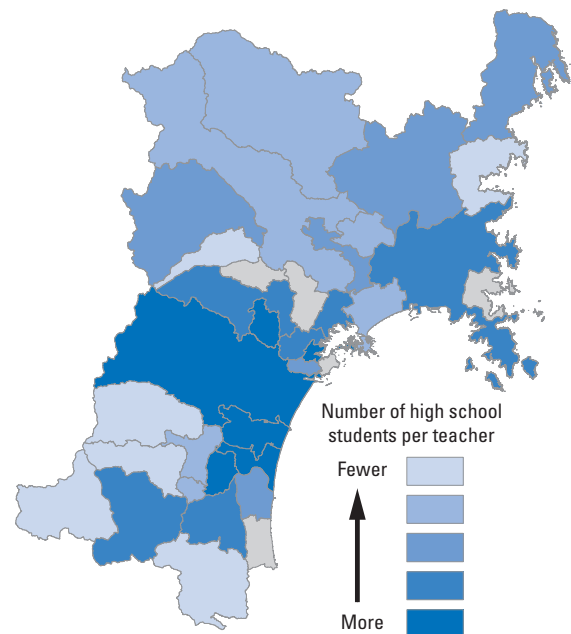
| Ranking          | Municipalities          | People |
|------------------|-------------------------|--------|
| 19 <sup>th</sup> | Shikama Town            | 10.83  |
| 20 <sup>th</sup> | Ogawara Town            | 11.25  |
| 21 <sup>st</sup> | Shiogama City           | 11.33  |
| 22 <sup>nd</sup> | Marumori Town           | 11.43  |
| 23 <sup>rd</sup> | Matsushima Town         | 11.78  |
| 24 <sup>th</sup> | Osaki City              | 11.91  |
| 25 <sup>th</sup> | Wakuya Town             | 12.03  |
| 26 <sup>th</sup> | Kakuda City             | 12.25  |
| 27 <sup>th</sup> | Shibata Town            | 12.45  |
| 28 <sup>th</sup> | Iwanuma City            | 12.49  |
| 29 <sup>th</sup> | Higashi-Matsushima City | 13.13  |
| 30 <sup>th</sup> | Rifu Town               | 13.20  |
| 31 <sup>st</sup> | Sendai City             | 13.21  |
| 32 <sup>nd</sup> | Tagajo City             | 14.04  |
| 33 <sup>rd</sup> | Taiwa Town              | 14.45  |
| 34 <sup>th</sup> | Tomiyama City           | 15.05  |
| 35 <sup>th</sup> | Natori City             | 15.25  |



### D4 Number of high school students per teacher

| Ranking          | Municipalities          | People |
|------------------|-------------------------|--------|
| 1 <sup>st</sup>  | Shichikashuku Town      | 3.68   |
| 2 <sup>nd</sup>  | Zao Town                | 3.86   |
| 3 <sup>rd</sup>  | Shikama Town            | 5.81   |
| 4 <sup>th</sup>  | Marumori Town           | 6.19   |
| 5 <sup>th</sup>  | Minami-Sanriku Town     | 6.33   |
| 6 <sup>th</sup>  | Kawasaki Town           | 6.55   |
| 7 <sup>th</sup>  | Murata Town             | 7.77   |
| 8 <sup>th</sup>  | Higashi-Matsushima City | 9.00   |
| 9 <sup>th</sup>  | Kurihara City           | 9.41   |
| 10 <sup>th</sup> | Wakuya Town             | 9.97   |
| 11 <sup>th</sup> | Ogawara Town            | 9.98   |
| 12 <sup>th</sup> | Osaki City              | 10.18  |
| 13 <sup>th</sup> | Misato Town             | 10.21  |
| 14 <sup>th</sup> | Watari Town             | 10.21  |
| 15 <sup>th</sup> | Tome City               | 10.35  |
| 16 <sup>th</sup> | Kami Town               | 11.07  |
| 17 <sup>th</sup> | Tagajo City             | 11.09  |
| 18 <sup>th</sup> | Kesennuma City          | 11.28  |

| Ranking          | Municipalities    | People |
|------------------|-------------------|--------|
| 19 <sup>th</sup> | Ishinomaki City   | 11.55  |
| 20 <sup>th</sup> | Shiroishi City    | 11.65  |
| 21 <sup>st</sup> | Rifu Town         | 12.18  |
| 22 <sup>nd</sup> | Kakuda City       | 12.35  |
| 23 <sup>rd</sup> | Taiwa Town        | 13.10  |
| 24 <sup>th</sup> | Matsushima Town   | 13.18  |
| 25 <sup>th</sup> | Shibata Town      | 13.42  |
| 26 <sup>th</sup> | Natori City       | 13.94  |
| 27 <sup>th</sup> | Iwanuma City      | 13.98  |
| 28 <sup>th</sup> | Sendai City       | 14.49  |
| 29 <sup>th</sup> | Shiogama City     | 15.49  |
| 30 <sup>th</sup> | Tomiyama City     | 15.94  |
| —                | Ohira Village     | —      |
| —                | Yamamoto Town     | —      |
| —                | Onagawa Town      | —      |
| —                | Osato Town        | —      |
| —                | Shichigahama Town | —      |

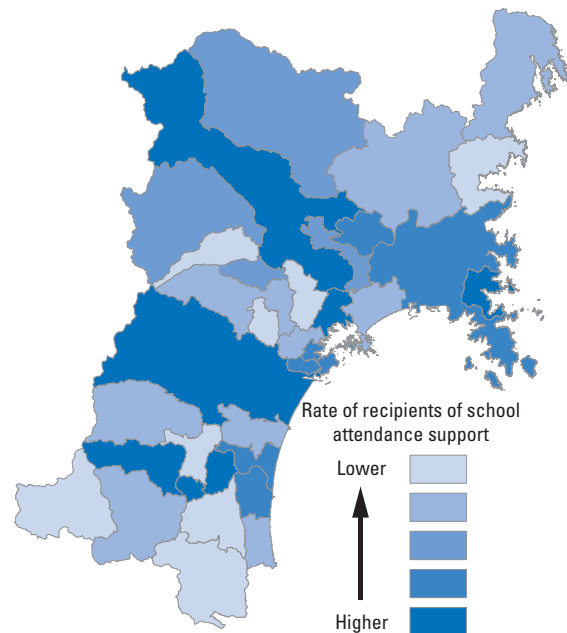


\* Gray areas represent municipalities without high schools

## D5 Rate of recipients of school attendance support (out of all students in public elementary and junior high schools)

| Ranking          | Municipalities          | %   |
|------------------|-------------------------|-----|
| 1 <sup>st</sup>  | Shichikashuku Town      | 0.0 |
| 1 <sup>st</sup>  | Shikama Town            | 0.0 |
| 1 <sup>st</sup>  | Tomiya City             | 0.0 |
| 1 <sup>st</sup>  | Osato Town              | 0.0 |
| 5 <sup>th</sup>  | Marumori Town           | 0.1 |
| 5 <sup>th</sup>  | Minami-Sanriku Town     | 0.1 |
| 5 <sup>th</sup>  | Murata Town             | 0.1 |
| 5 <sup>th</sup>  | Kakuda City             | 0.1 |
| 9 <sup>th</sup>  | Kawasaki Town           | 0.2 |
| 9 <sup>th</sup>  | Tome City               | 0.2 |
| 9 <sup>th</sup>  | Kesennuma City          | 0.2 |
| 9 <sup>th</sup>  | Taiwa Town              | 0.2 |
| 13 <sup>th</sup> | Higashi-Matsushima City | 0.3 |
| 13 <sup>th</sup> | Shiroishi City          | 0.3 |
| 13 <sup>th</sup> | Rifu Town               | 0.3 |
| 13 <sup>th</sup> | Natori City             | 0.3 |
| 13 <sup>th</sup> | Yamamoto Town           | 0.3 |
| 18 <sup>th</sup> | Misato Town             | 0.4 |

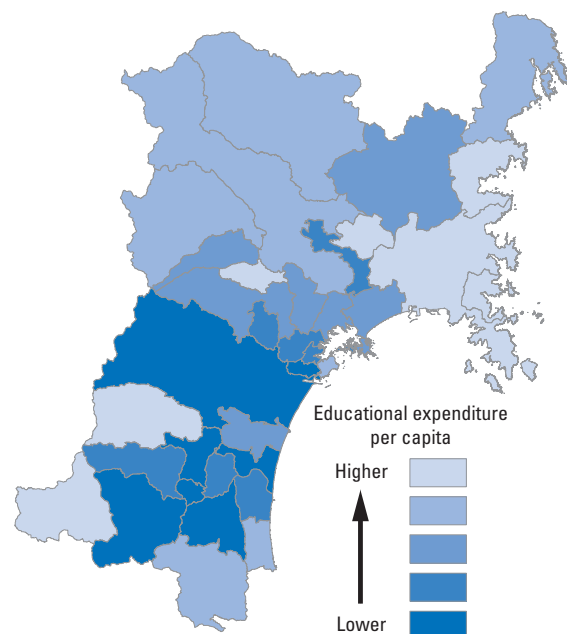
| Ranking          | Municipalities    | %   |
|------------------|-------------------|-----|
| 18 <sup>th</sup> | Kami Town         | 0.4 |
| 18 <sup>th</sup> | Ohira Village     | 0.4 |
| 21 <sup>st</sup> | Kurihara City     | 0.5 |
| 22 <sup>nd</sup> | Wakuya Town       | 0.7 |
| 22 <sup>nd</sup> | Watari Town       | 0.7 |
| 22 <sup>nd</sup> | Ishinomaki City   | 0.7 |
| 22 <sup>nd</sup> | Shiogama City     | 0.7 |
| 26 <sup>th</sup> | Tagajo City       | 0.8 |
| 27 <sup>th</sup> | Iwanuma City      | 0.9 |
| 27 <sup>th</sup> | Shichigahama Town | 0.9 |
| 29 <sup>th</sup> | Osaki City        | 1.0 |
| 30 <sup>th</sup> | Ogawara Town      | 1.1 |
| 31 <sup>st</sup> | Zao Town          | 1.2 |
| 32 <sup>nd</sup> | Onagawa Town      | 1.3 |
| 33 <sup>rd</sup> | Shibata Town      | 1.4 |
| 33 <sup>rd</sup> | Sendai City       | 1.4 |
| 35 <sup>th</sup> | Matsushima Town   | 1.7 |



## D6 Educational expenditure per capita

| Ranking          | Municipalities          | Yen (1000s) |
|------------------|-------------------------|-------------|
| 1 <sup>st</sup>  | Shichikashuku Town      | 813.46      |
| 2 <sup>nd</sup>  | Onagawa Town            | 616.42      |
| 3 <sup>rd</sup>  | Minami-Sanriku Town     | 572.25      |
| 4 <sup>th</sup>  | Ishinomaki City         | 375.09      |
| 5 <sup>th</sup>  | Ohira Village           | 353.49      |
| 6 <sup>th</sup>  | Wakuya Town             | 278.13      |
| 7 <sup>th</sup>  | Kawasaki Town           | 254.81      |
| 8 <sup>th</sup>  | Yamamoto Town           | 252.29      |
| 9 <sup>th</sup>  | Kurihara City           | 232.70      |
| 10 <sup>th</sup> | Shichigahama Town       | 227.61      |
| 11 <sup>th</sup> | Kesennuma City          | 222.86      |
| 12 <sup>th</sup> | Marumori Town           | 216.50      |
| 13 <sup>th</sup> | Osaki City              | 214.61      |
| 14 <sup>th</sup> | Kami Town               | 207.43      |
| 15 <sup>th</sup> | Osato Town              | 202.22      |
| 16 <sup>th</sup> | Matsushima Town         | 196.95      |
| 17 <sup>th</sup> | Shikama Town            | 196.91      |
| 18 <sup>th</sup> | Higashi-Matsushima City | 196.24      |

| Ranking          | Municipalities | Yen (1000s) |
|------------------|----------------|-------------|
| 19 <sup>th</sup> | Tome City      | 193.85      |
| 20 <sup>th</sup> | Natori City    | 184.59      |
| 21 <sup>st</sup> | Taiwa Town     | 184.22      |
| 22 <sup>nd</sup> | Rifu Town      | 182.28      |
| 23 <sup>rd</sup> | Watari Town    | 182.12      |
| 24 <sup>th</sup> | Misato Town    | 178.88      |
| 25 <sup>th</sup> | Zao Town       | 173.86      |
| 26 <sup>th</sup> | Tomiya City    | 165.68      |
| 27 <sup>th</sup> | Shibata Town   | 162.46      |
| 28 <sup>th</sup> | Shiogama City  | 156.89      |
| 29 <sup>th</sup> | Shiroishi City | 154.81      |
| 30 <sup>th</sup> | Sendai City    | 153.61      |
| 31 <sup>st</sup> | Tagajo City    | 132.96      |
| 32 <sup>nd</sup> | Iwanuma City   | 130.34      |
| 33 <sup>rd</sup> | Murata Town    | 128.20      |
| 34 <sup>th</sup> | Kakuda City    | 114.47      |
| 35 <sup>th</sup> | Ogawara Town   | 111.97      |

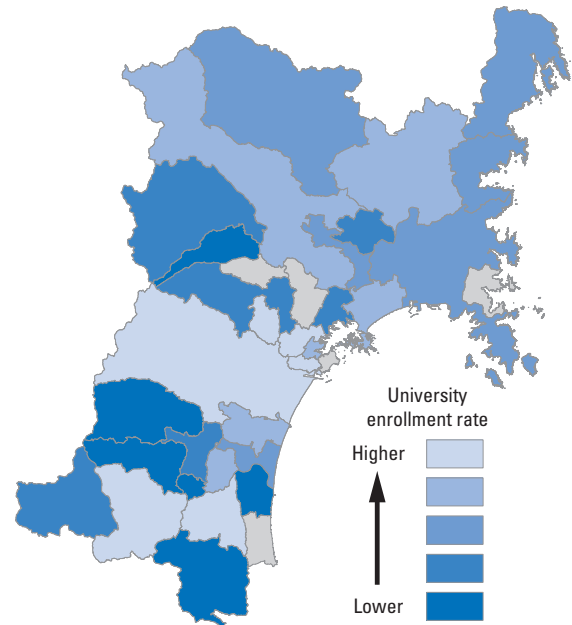


\* Educational expenditure per student by the government

### D7 University enrollment rate

| Ranking          | Municipalities          | %     |
|------------------|-------------------------|-------|
| 1 <sup>st</sup>  | Tomiya City             | 77.94 |
| 2 <sup>nd</sup>  | Sendai City             | 60.31 |
| 3 <sup>rd</sup>  | Kakuda City             | 60.26 |
| 4 <sup>th</sup>  | Tagajo City             | 59.82 |
| 5 <sup>th</sup>  | Rifu Town               | 55.02 |
| 6 <sup>th</sup>  | Shiroishi City          | 53.14 |
| 7 <sup>th</sup>  | Osaki City              | 44.86 |
| 8 <sup>th</sup>  | Shiogama City           | 42.22 |
| 9 <sup>th</sup>  | Higashi-Matsushima City | 41.03 |
| 10 <sup>th</sup> | Natori City             | 38.83 |
| 11 <sup>th</sup> | Tome City               | 38.69 |
| 12 <sup>th</sup> | Shibata Town            | 37.18 |
| 13 <sup>th</sup> | Ishinomaki City         | 36.95 |
| 14 <sup>th</sup> | Iwanuma City            | 33.92 |
| 15 <sup>th</sup> | Kesenuma City           | 33.55 |
| 16 <sup>th</sup> | Kurihara City           | 31.93 |
| 17 <sup>th</sup> | Minami-Sanriku Town     | 26.09 |
| 18 <sup>th</sup> | Misato Town             | 24.19 |

| Ranking          | Municipalities     | %     |
|------------------|--------------------|-------|
| 19 <sup>th</sup> | Kami Town          | 20.35 |
| 20 <sup>th</sup> | Shichikashuku Town | 17.14 |
| 21 <sup>st</sup> | Wakuya Town        | 16.92 |
| 22 <sup>nd</sup> | Matsushima Town    | 16.04 |
| 23 <sup>rd</sup> | Taiwa Town         | 15.09 |
| 24 <sup>th</sup> | Murata Town        | 14.68 |
| 25 <sup>th</sup> | Kawasaki Town      | 13.79 |
| 26 <sup>th</sup> | Watari Town        | 8.88  |
| 27 <sup>th</sup> | Ogawara Town       | 8.46  |
| 28 <sup>th</sup> | Zao Town           | 6.00  |
| 29 <sup>th</sup> | Shikama Town       | 4.62  |
| 30 <sup>th</sup> | Marumori Town      | 3.66  |
| —                | Osato Town         | —     |
| —                | Shichigahama Town  | —     |
| —                | Yamamoto Town      | —     |
| —                | Ohira Village      | —     |
| —                | Onagawa Town       | —     |

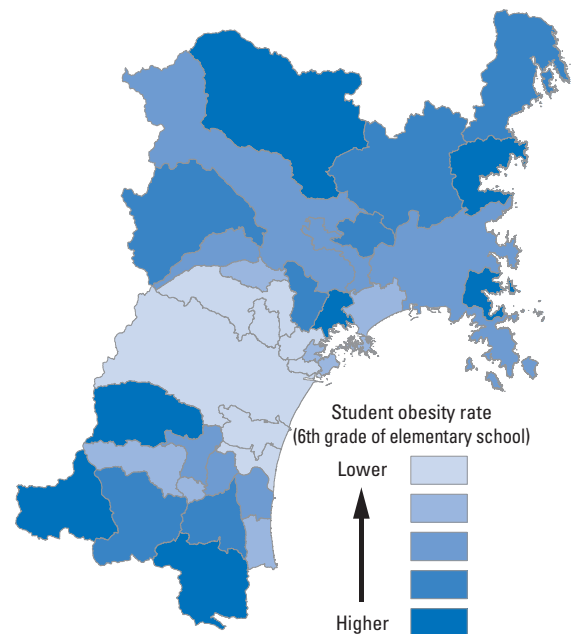


\* Average of all high schools in each municipality. Municipalities in gray have no high schools.

### D8 Student obesity rate (6th grade of elementary school)

| Ranking          | Municipalities          | %     |
|------------------|-------------------------|-------|
| 1 <sup>st</sup>  | Sendai City             | 7.60  |
| 2 <sup>nd</sup>  | Tomiya City             | 8.20  |
| 3 <sup>rd</sup>  | Rifu Town               | 8.29  |
| 4 <sup>th</sup>  | Natori City             | 8.42  |
| 5 <sup>th</sup>  | Taiwa Town              | 9.46  |
| 6 <sup>th</sup>  | Tagajo City             | 9.67  |
| 7 <sup>th</sup>  | Iwanuma City            | 10.05 |
| 8 <sup>th</sup>  | Ogawara Town            | 10.14 |
| 9 <sup>th</sup>  | Shiogama City           | 10.39 |
| 10 <sup>th</sup> | Shichigahama Town       | 10.57 |
| 11 <sup>th</sup> | Ohira Village           | 10.75 |
| 12 <sup>th</sup> | Yamamoto Town           | 11.40 |
| 13 <sup>th</sup> | Higashi-Matsushima City | 11.96 |
| 14 <sup>th</sup> | Zao Town                | 12.16 |
| 15 <sup>th</sup> | Osaki City              | 12.17 |
| 16 <sup>th</sup> | Murata Town             | 12.68 |
| 17 <sup>th</sup> | Shibata Town            | 12.83 |
| 18 <sup>th</sup> | Misato Town             | 13.02 |

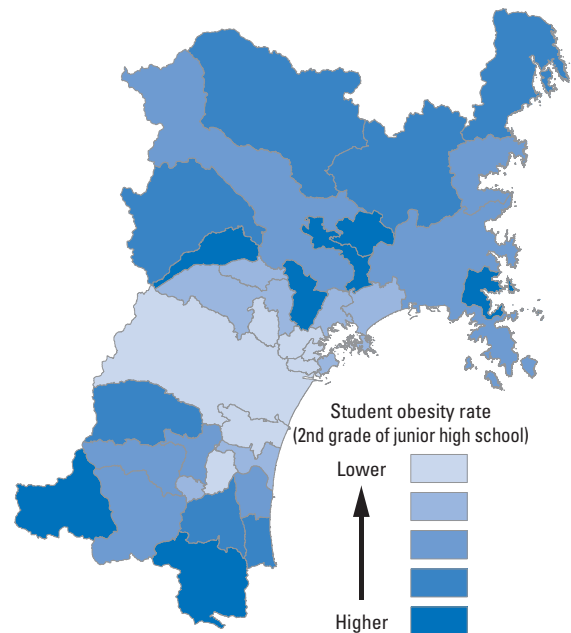
| Ranking          | Municipalities      | %     |
|------------------|---------------------|-------|
| 19 <sup>th</sup> | Shikama Town        | 13.33 |
| 20 <sup>th</sup> | Watari Town         | 13.36 |
| 21 <sup>st</sup> | Ishinomaki City     | 13.42 |
| 22 <sup>nd</sup> | Kesenuma City       | 13.43 |
| 23 <sup>rd</sup> | Tome City           | 14.00 |
| 24 <sup>th</sup> | Shiroishi City      | 14.11 |
| 25 <sup>th</sup> | Kakuda City         | 14.31 |
| 26 <sup>th</sup> | Osato Town          | 14.46 |
| 27 <sup>th</sup> | Kami Town           | 14.93 |
| 28 <sup>th</sup> | Wakuya Town         | 14.97 |
| 29 <sup>th</sup> | Shichikashuku Town  | 15.00 |
| 30 <sup>th</sup> | Matsushima Town     | 15.19 |
| 31 <sup>st</sup> | Kawasaki Town       | 15.24 |
| 32 <sup>nd</sup> | Kurihara City       | 15.93 |
| 33 <sup>rd</sup> | Onagawa Town        | 16.00 |
| 34 <sup>th</sup> | Marumori Town       | 17.40 |
| 35 <sup>th</sup> | Minami-Sanriku Town | 18.35 |



## D8 Student obesity rate (2nd grade of junior high school)

| Ranking          | Municipalities          | %     |
|------------------|-------------------------|-------|
| 1 <sup>st</sup>  | Tomiya City             | 8.66  |
| 2 <sup>nd</sup>  | Sendai City             | 8.85  |
| 3 <sup>rd</sup>  | Rifu Town               | 9.45  |
| 4 <sup>th</sup>  | Shibata Town            | 9.50  |
| 5 <sup>th</sup>  | Natori City             | 9.81  |
| 6 <sup>th</sup>  | Tagajo City             | 9.83  |
| 7 <sup>th</sup>  | Shiogama City           | 10.06 |
| 8 <sup>th</sup>  | Matsushima Town         | 10.68 |
| 9 <sup>th</sup>  | Iwanuma City            | 11.17 |
| 10 <sup>th</sup> | Taiwa Town              | 11.87 |
| 11 <sup>th</sup> | Ogawara Town            | 11.99 |
| 12 <sup>th</sup> | Higashi-Matsushima City | 12.58 |
| 13 <sup>th</sup> | Shichigahama Town       | 12.77 |
| 14 <sup>th</sup> | Ohira Village           | 12.85 |
| 15 <sup>th</sup> | Shiroishi City          | 13.12 |
| 16 <sup>th</sup> | Zao Town                | 13.21 |
| 17 <sup>th</sup> | Osaki City              | 13.81 |
| 18 <sup>th</sup> | Watari Town             | 14.30 |

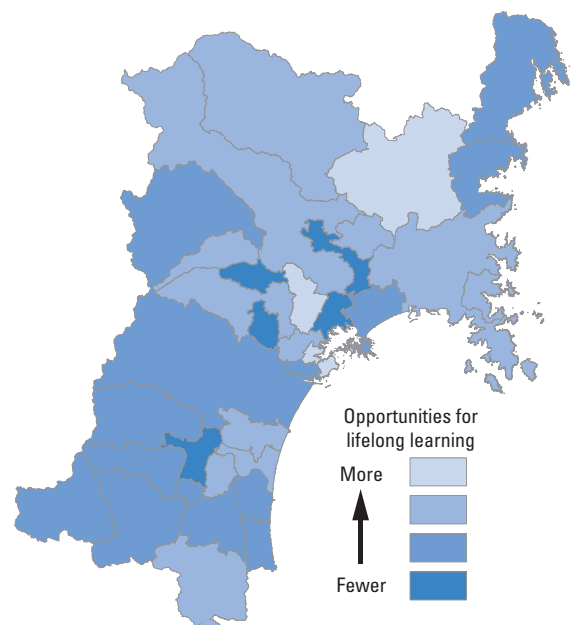
| Ranking          | Municipalities      | %     |
|------------------|---------------------|-------|
| 19 <sup>th</sup> | Ishinomaki City     | 14.64 |
| 20 <sup>th</sup> | Minami-Sanriku Town | 14.94 |
| 21 <sup>st</sup> | Murata Town         | 15.18 |
| 22 <sup>nd</sup> | Kakuda City         | 15.32 |
| 23 <sup>rd</sup> | Kawasaki Town       | 15.34 |
| 24 <sup>th</sup> | Kami Town           | 15.36 |
| 25 <sup>th</sup> | Yamamoto Town       | 15.41 |
| 26 <sup>th</sup> | Kesenuma City       | 15.79 |
| 27 <sup>th</sup> | Tome City           | 15.90 |
| 28 <sup>th</sup> | Kurihara City       | 16.35 |
| 29 <sup>th</sup> | Onagawa Town        | 16.67 |
| 30 <sup>th</sup> | Misato Town         | 16.70 |
| 31 <sup>st</sup> | Wakuya Town         | 16.80 |
| 32 <sup>nd</sup> | Shikama Town        | 17.31 |
| 33 <sup>rd</sup> | Osato Town          | 17.44 |
| 34 <sup>th</sup> | Marumori Town       | 20.06 |
| 35 <sup>th</sup> | Shichikashuku Town  | 43.48 |



## D9 Opportunities for lifelong learning (index)

| Ranking          | Municipalities    | Index |
|------------------|-------------------|-------|
| 1 <sup>st</sup>  | Shiogama City     | 1.00  |
| 1 <sup>st</sup>  | Shichigahama Town | 1.00  |
| 1 <sup>st</sup>  | Tome City         | 1.00  |
| 1 <sup>st</sup>  | Osato Town        | 1.00  |
| 5 <sup>th</sup>  | Rifu Town         | 0.75  |
| 5 <sup>th</sup>  | Shibata Town      | 0.75  |
| 5 <sup>th</sup>  | Natori City       | 0.75  |
| 5 <sup>th</sup>  | Iwanuma City      | 0.75  |
| 5 <sup>th</sup>  | Taiwa Town        | 0.75  |
| 5 <sup>th</sup>  | Osaki City        | 0.75  |
| 5 <sup>th</sup>  | Ishinomaki City   | 0.75  |
| 5 <sup>th</sup>  | Kurihara City     | 0.75  |
| 5 <sup>th</sup>  | Onagawa Town      | 0.75  |
| 5 <sup>th</sup>  | Wakuya Town       | 0.75  |
| 5 <sup>th</sup>  | Shikama Town      | 0.75  |
| 5 <sup>th</sup>  | Marumori Town     | 0.75  |
| 17 <sup>th</sup> | Sendai City       | 0.50  |
| 17 <sup>th</sup> | Tagajo City       | 0.50  |

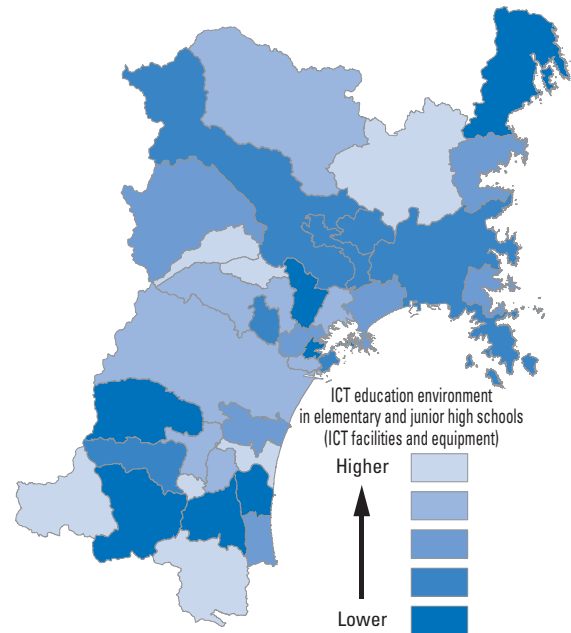
| Ranking          | Municipalities          | Index |
|------------------|-------------------------|-------|
| 17 <sup>th</sup> | Ogawara Town            | 0.50  |
| 17 <sup>th</sup> | Higashi-Matsushima City | 0.50  |
| 17 <sup>th</sup> | Shiroishi City          | 0.50  |
| 17 <sup>th</sup> | Zao Town                | 0.50  |
| 17 <sup>th</sup> | Watari Town             | 0.50  |
| 17 <sup>th</sup> | Minami-Sanriku Town     | 0.50  |
| 17 <sup>th</sup> | Kakuda City             | 0.50  |
| 17 <sup>th</sup> | Kawasaki Town           | 0.50  |
| 17 <sup>th</sup> | Kami Town               | 0.50  |
| 17 <sup>th</sup> | Yamamoto Town           | 0.50  |
| 17 <sup>th</sup> | Kesenuma City           | 0.50  |
| 17 <sup>th</sup> | Shichikashuku Town      | 0.50  |
| 31 <sup>st</sup> | Tomiya City             | 0.25  |
| 31 <sup>st</sup> | Matsushima Town         | 0.25  |
| 31 <sup>st</sup> | Ohira Village           | 0.25  |
| 31 <sup>st</sup> | Murata Town             | 0.25  |
| 31 <sup>st</sup> | Misato Town             | 0.25  |



### D10 ICT education environment in elementary and junior high schools (ICT facilities and equipment)

| Ranking          | Municipalities          | %     |
|------------------|-------------------------|-------|
| 1 <sup>st</sup>  | Shikama Town            | 100.0 |
| 1 <sup>st</sup>  | Shichikashuku Town      | 100.0 |
| 3 <sup>rd</sup>  | Marumori Town           | 91.5  |
| 4 <sup>th</sup>  | Ogawara Town            | 90.5  |
| 5 <sup>th</sup>  | Iwanuma City            | 76.2  |
| 6 <sup>th</sup>  | Tome City               | 75.3  |
| 7 <sup>th</sup>  | Ohira Village           | 73.9  |
| 8 <sup>th</sup>  | Shibata Town            | 72.1  |
| 9 <sup>th</sup>  | Taiwa Town              | 70.1  |
| 10 <sup>th</sup> | Tagajo City             | 67.6  |
| 11 <sup>th</sup> | Matsushima Town         | 67.4  |
| 12 <sup>th</sup> | Sendai City             | 58.1  |
| 13 <sup>th</sup> | Kurihara City           | 56.6  |
| 14 <sup>th</sup> | Murata Town             | 56.3  |
| 15 <sup>th</sup> | Natori City             | 52.0  |
| 16 <sup>th</sup> | Yamamoto Town           | 51.4  |
| 17 <sup>th</sup> | Minami-Sanriku Town     | 50.9  |
| 18 <sup>th</sup> | Higashi-Matsushima City | 45.7  |

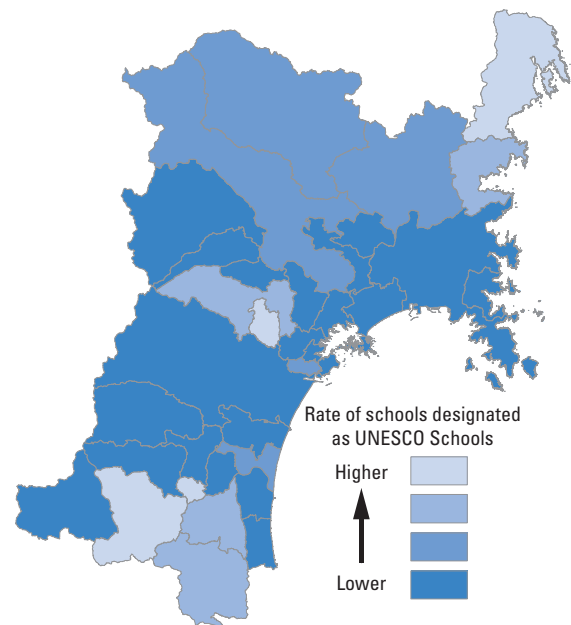
| Ranking          | Municipalities    | %    |
|------------------|-------------------|------|
| 19 <sup>th</sup> | Kami Town         | 44.7 |
| 20 <sup>th</sup> | Onagawa Town      | 42.9 |
| 21 <sup>st</sup> | Rifu Town         | 40.3 |
| 22 <sup>nd</sup> | Ishinomaki City   | 40.2 |
| 23 <sup>rd</sup> | Osaki City        | 39.6 |
| 24 <sup>th</sup> | Tomiya City       | 34.9 |
| 25 <sup>th</sup> | Wakuya Town       | 34.0 |
| 26 <sup>th</sup> | Shichigahama Town | 33.8 |
| 27 <sup>th</sup> | Misato Town       | 33.3 |
| 28 <sup>th</sup> | Zao Town          | 26.4 |
| 29 <sup>th</sup> | Kakuda City       | 25.9 |
| 30 <sup>th</sup> | Shiogama City     | 25.5 |
| 31 <sup>st</sup> | Kesennuma City    | 24.1 |
| 32 <sup>nd</sup> | Kawasaki Town     | 23.1 |
| 33 <sup>rd</sup> | Shiroishi City    | 20.3 |
| 34 <sup>th</sup> | Osato Town        | 0.0  |
| 34 <sup>th</sup> | Watari Town       | 0.0  |



### D11 Rate of schools designated as UNESCO Schools

| Ranking          | Municipalities      | %     |
|------------------|---------------------|-------|
| 1 <sup>st</sup>  | Tomiya City         | 84.21 |
| 2 <sup>nd</sup>  | Ogawara Town        | 62.50 |
| 3 <sup>rd</sup>  | Shiroishi City      | 58.33 |
| 4 <sup>th</sup>  | Kesennuma City      | 48.72 |
| 5 <sup>th</sup>  | Kakuda City         | 11.76 |
| 6 <sup>th</sup>  | Minami-Sanriku Town | 11.11 |
| 7 <sup>th</sup>  | Marumori Town       | 9.09  |
| 7 <sup>th</sup>  | Taiwa Town          | 9.09  |
| 9 <sup>th</sup>  | Osaki City          | 8.33  |
| 10 <sup>th</sup> | Iwanuma City        | 7.69  |
| 11 <sup>th</sup> | Tagajo City         | 5.26  |
| 12 <sup>th</sup> | Tome City           | 4.17  |
| 13 <sup>th</sup> | Kurihara City       | 2.94  |
| 14 <sup>th</sup> | Ishinomaki City     | 2.74  |
| 15 <sup>th</sup> | Sendai City         | 0.92  |
| 16 <sup>th</sup> | Shichikashuku Town  | 0.00  |
| 16 <sup>th</sup> | Onagawa Town        | 0.00  |
| 16 <sup>th</sup> | Ohira Village       | 0.00  |

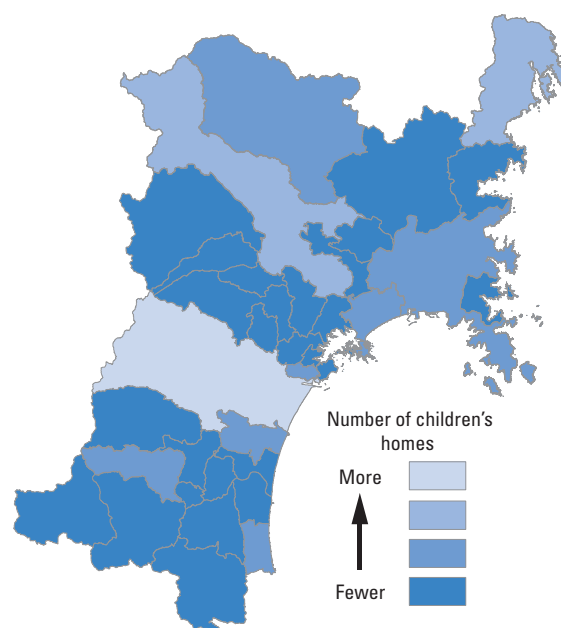
| Ranking          | Municipalities          | %    |
|------------------|-------------------------|------|
| 16 <sup>th</sup> | Wakuya Town             | 0.00 |
| 16 <sup>th</sup> | Kawasaki Town           | 0.00 |
| 16 <sup>th</sup> | Yamamoto Town           | 0.00 |
| 16 <sup>th</sup> | Shichigahama Town       | 0.00 |
| 16 <sup>th</sup> | Kami Town               | 0.00 |
| 16 <sup>th</sup> | Osato Town              | 0.00 |
| 16 <sup>th</sup> | Matsushima Town         | 0.00 |
| 16 <sup>th</sup> | Shikama Town            | 0.00 |
| 16 <sup>th</sup> | Higashi-Matsushima City | 0.00 |
| 16 <sup>th</sup> | Natori City             | 0.00 |
| 16 <sup>th</sup> | Rifu Town               | 0.00 |
| 16 <sup>th</sup> | Watari Town             | 0.00 |
| 16 <sup>th</sup> | Misato Town             | 0.00 |
| 16 <sup>th</sup> | Zao Town                | 0.00 |
| 16 <sup>th</sup> | Shibata Town            | 0.00 |
| 16 <sup>th</sup> | Shiogama City           | 0.00 |
| 16 <sup>th</sup> | Murata Town             | 0.00 |



## E1 Number of children's homes (including foster homes and childcare institutions)

| Ranking          | Municipalities          | —  |
|------------------|-------------------------|----|
| 1 <sup>st</sup>  | Sendai City             | 28 |
| 2 <sup>nd</sup>  | Kesennuma City          | 3  |
| 2 <sup>nd</sup>  | Osaki City              | 3  |
| 4 <sup>th</sup>  | Natori City             | 2  |
| 5 <sup>th</sup>  | Ishinomaki City         | 1  |
| 5 <sup>th</sup>  | Tagajo City             | 1  |
| 5 <sup>th</sup>  | Kurihara City           | 1  |
| 5 <sup>th</sup>  | Higashi-Matsushima City | 1  |
| 5 <sup>th</sup>  | Zao Town                | 1  |
| 5 <sup>th</sup>  | Yamamoto Town           | 1  |
| 11 <sup>th</sup> | Shiogama City           | 0  |
| 11 <sup>th</sup> | Shiroishi City          | 0  |
| 11 <sup>th</sup> | Kakuda City             | 0  |
| 11 <sup>th</sup> | Iwanuma City            | 0  |
| 11 <sup>th</sup> | Tome City               | 0  |
| 11 <sup>th</sup> | Tomiya City             | 0  |
| 11 <sup>th</sup> | Shichikashuku Town      | 0  |
| 11 <sup>th</sup> | Ogawara Town            | 0  |

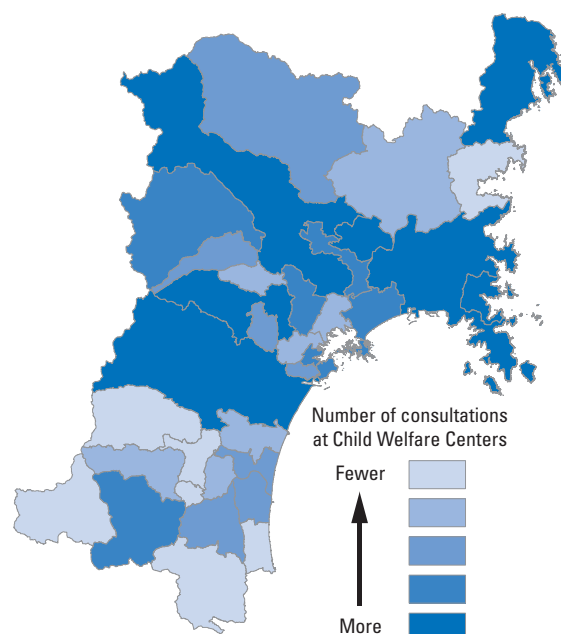
| Ranking          | Municipalities      | — |
|------------------|---------------------|---|
| 11 <sup>th</sup> | Murata Town         | 0 |
| 11 <sup>th</sup> | Shibata Town        | 0 |
| 11 <sup>th</sup> | Kawasaki Town       | 0 |
| 11 <sup>th</sup> | Marumori Town       | 0 |
| 11 <sup>th</sup> | Watari Town         | 0 |
| 11 <sup>th</sup> | Matsushima Town     | 0 |
| 11 <sup>th</sup> | Shichigahama Town   | 0 |
| 11 <sup>th</sup> | Rifu Town           | 0 |
| 11 <sup>th</sup> | Taiwa Town          | 0 |
| 11 <sup>th</sup> | Osato Town          | 0 |
| 11 <sup>th</sup> | Ohira Village       | 0 |
| 11 <sup>th</sup> | Shikama Town        | 0 |
| 11 <sup>th</sup> | Kami Town           | 0 |
| 11 <sup>th</sup> | Wakuya Town         | 0 |
| 11 <sup>th</sup> | Misato Town         | 0 |
| 11 <sup>th</sup> | Onagawa Town        | 0 |
| 11 <sup>th</sup> | Minami-Sanriku Town | 0 |



## E2 Number of consultations at Child Welfare Centers (per 1,000 population)

| Ranking          | Municipalities      | —    |
|------------------|---------------------|------|
| 1 <sup>st</sup>  | Shichikashuku Town  | 0.00 |
| 2 <sup>nd</sup>  | Marumori Town       | 0.26 |
| 3 <sup>rd</sup>  | Kawasaki Town       | 0.57 |
| 4 <sup>th</sup>  | Yamamoto Town       | 0.63 |
| 5 <sup>th</sup>  | Minami-Sanriku Town | 0.68 |
| 6 <sup>th</sup>  | Murata Town         | 0.72 |
| 7 <sup>th</sup>  | Ogawara Town        | 0.77 |
| 8 <sup>th</sup>  | Rifu Town           | 0.79 |
| 9 <sup>th</sup>  | Matsushima Town     | 0.80 |
| 10 <sup>th</sup> | Zao Town            | 0.88 |
| 11 <sup>th</sup> | Tome City           | 0.89 |
| 12 <sup>th</sup> | Natori City         | 0.89 |
| 13 <sup>th</sup> | Ohira Village       | 0.90 |
| 14 <sup>th</sup> | Shibata Town        | 0.91 |
| 15 <sup>th</sup> | Watari Town         | 0.93 |
| 16 <sup>th</sup> | Tomiya City         | 0.95 |
| 17 <sup>th</sup> | Shikama Town        | 0.97 |
| 18 <sup>th</sup> | Kakuda City         | 0.99 |

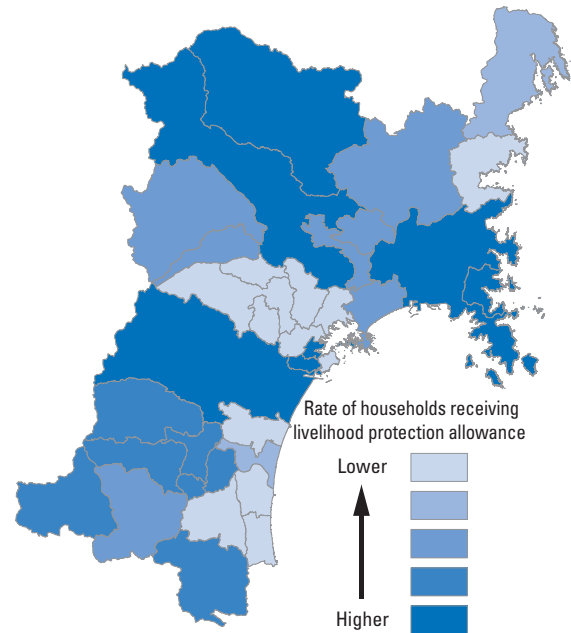
| Ranking          | Municipalities          | —    |
|------------------|-------------------------|------|
| 19 <sup>th</sup> | Iwanuma City            | 1.00 |
| 20 <sup>th</sup> | Tagajo City             | 1.05 |
| 21 <sup>st</sup> | Kurihara City           | 1.05 |
| 22 <sup>nd</sup> | Shichigahama Town       | 1.22 |
| 23 <sup>rd</sup> | Osato Town              | 1.23 |
| 24 <sup>th</sup> | Higashi-Matsushima City | 1.24 |
| 25 <sup>th</sup> | Misato Town             | 1.25 |
| 26 <sup>th</sup> | Shiroishi City          | 1.27 |
| 27 <sup>th</sup> | Kami Town               | 1.28 |
| 28 <sup>th</sup> | Shiogama City           | 1.31 |
| 29 <sup>th</sup> | Ishinomaki City         | 1.33 |
| 30 <sup>th</sup> | Kesennuma City          | 1.34 |
| 31 <sup>st</sup> | Taiwa Town              | 1.46 |
| 32 <sup>nd</sup> | Wakuya Town             | 1.50 |
| 33 <sup>rd</sup> | Osaki City              | 1.72 |
| 34 <sup>th</sup> | Onagawa Town            | 1.81 |
| 35 <sup>th</sup> | Sendai City             | 3.82 |



### E3 Rate of households receiving livelihood protection allowance (per 1,000 population)

| Ranking          | Municipalities          | %    |
|------------------|-------------------------|------|
| 1 <sup>st</sup>  | Tomiya City             | 1.61 |
| 2 <sup>nd</sup>  | Kakuda City             | 3.60 |
| 3 <sup>rd</sup>  | Natori City             | 6.55 |
| 4 <sup>th</sup>  | Minami-Sanriku Town     | 6.58 |
| 5 <sup>th</sup>  | Yamamoto Town           | 7.27 |
| 5 <sup>th</sup>  | Rifu Town               | 7.27 |
| 5 <sup>th</sup>  | Matsushima Town         | 7.27 |
| 5 <sup>th</sup>  | Ohira Village           | 7.27 |
| 5 <sup>th</sup>  | Watari Town             | 7.27 |
| 5 <sup>th</sup>  | Shichigahama Town       | 7.27 |
| 5 <sup>th</sup>  | Osato Town              | 7.27 |
| 5 <sup>th</sup>  | Taiwa Town              | 7.27 |
| 13 <sup>th</sup> | Kesenuma City           | 7.88 |
| 14 <sup>th</sup> | Iwanuma City            | 7.89 |
| 15 <sup>th</sup> | Higashi-Matsushima City | 8.47 |
| 16 <sup>th</sup> | Shikama Town            | 8.47 |
| 16 <sup>th</sup> | Misato Town             | 8.47 |
| 16 <sup>th</sup> | Kami Town               | 8.47 |

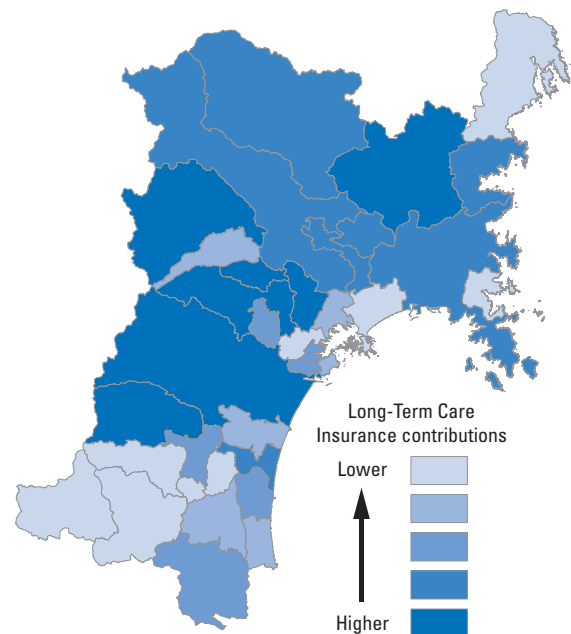
| Ranking          | Municipalities     | %     |
|------------------|--------------------|-------|
| 16 <sup>th</sup> | Wakuya Town        | 8.47  |
| 20 <sup>th</sup> | Shiroishi City     | 8.56  |
| 21 <sup>st</sup> | Tome City          | 8.60  |
| 22 <sup>nd</sup> | Shichikashuku Town | 9.24  |
| 22 <sup>nd</sup> | Marumori Town      | 9.24  |
| 22 <sup>nd</sup> | Kawasaki Town      | 9.24  |
| 22 <sup>nd</sup> | Murata Town        | 9.24  |
| 22 <sup>nd</sup> | Ogawara Town       | 9.24  |
| 22 <sup>nd</sup> | Zao Town           | 9.24  |
| 22 <sup>nd</sup> | Shibata Town       | 9.24  |
| 29 <sup>th</sup> | Kurihara City      | 9.59  |
| 30 <sup>th</sup> | Onagawa Town       | 10.82 |
| 31 <sup>st</sup> | Ishinomaki City    | 11.02 |
| 32 <sup>nd</sup> | Tagajo City        | 11.84 |
| 33 <sup>rd</sup> | Shiogama City      | 13.36 |
| 34 <sup>th</sup> | Osaki City         | 13.69 |
| 35 <sup>th</sup> | Sendai City        | 16.74 |



### E4 Long-Term Care Insurance contributions (standard per capita)

| Ranking          | Municipalities          | Yen   |
|------------------|-------------------------|-------|
| 1 <sup>st</sup>  | Ogawara Town            | 3,900 |
| 2 <sup>nd</sup>  | Zao Town                | 4,050 |
| 3 <sup>rd</sup>  | Kesenuma City           | 4,900 |
| 4 <sup>th</sup>  | Shichikashuku Town      | 4,950 |
| 5 <sup>th</sup>  | Higashi-Matsushima City | 5,000 |
| 6 <sup>th</sup>  | Rifu Town               | 5,400 |
| 6 <sup>th</sup>  | Shiroishi City          | 5,400 |
| 6 <sup>th</sup>  | Shibata Town            | 5,400 |
| 6 <sup>th</sup>  | Onagawa Town            | 5,400 |
| 10 <sup>th</sup> | Natori City             | 5,430 |
| 11 <sup>th</sup> | Yamamoto Town           | 5,500 |
| 12 <sup>th</sup> | Kakuda City             | 5,600 |
| 12 <sup>th</sup> | Matsushima Town         | 5,600 |
| 12 <sup>th</sup> | Shichigahama Town       | 5,600 |
| 12 <sup>th</sup> | Shikama Town            | 5,600 |
| 16 <sup>th</sup> | Marumori Town           | 5,640 |
| 17 <sup>th</sup> | Shiogama City           | 5,712 |
| 18 <sup>th</sup> | Tomiya City             | 5,750 |

| Ranking          | Municipalities      | Yen   |
|------------------|---------------------|-------|
| 19 <sup>th</sup> | Tagajo City         | 5,800 |
| 20 <sup>th</sup> | Watari Town         | 5,850 |
| 20 <sup>th</sup> | Murata Town         | 5,850 |
| 22 <sup>nd</sup> | Osaki City          | 5,865 |
| 23 <sup>rd</sup> | Misato Town         | 5,900 |
| 23 <sup>rd</sup> | Ishinomaki City     | 5,900 |
| 25 <sup>th</sup> | Kurihara City       | 5,960 |
| 26 <sup>th</sup> | Iwanuma City        | 5,992 |
| 27 <sup>th</sup> | Minami-Sanriku Town | 6,000 |
| 27 <sup>th</sup> | Wakuya Town         | 6,000 |
| 29 <sup>th</sup> | Sendai City         | 6,001 |
| 30 <sup>th</sup> | Osato Town          | 6,200 |
| 31 <sup>st</sup> | Kami Town           | 6,300 |
| 32 <sup>nd</sup> | Kawasaki Town       | 6,380 |
| 33 <sup>rd</sup> | Ohira Village       | 6,500 |
| 34 <sup>th</sup> | Taiwa Town          | 6,520 |
| 35 <sup>th</sup> | Tome City           | 6,800 |

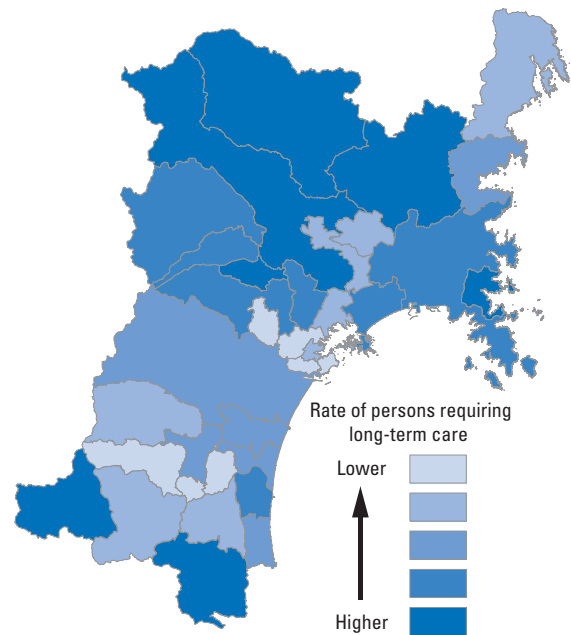




## E5 Rate of persons requiring long-term care

| Ranking          | Municipalities    | %    |
|------------------|-------------------|------|
| 1 <sup>st</sup>  | Ogawara Town      | 11.5 |
| 2 <sup>nd</sup>  | Rifu Town         | 13.5 |
| 3 <sup>rd</sup>  | Tomiya City       | 14.2 |
| 4 <sup>th</sup>  | Shibata Town      | 14.8 |
| 5 <sup>th</sup>  | Zao Town          | 15.0 |
| 6 <sup>th</sup>  | Tagajo City       | 15.8 |
| 7 <sup>th</sup>  | Shichigahama Town | 16.5 |
| 8 <sup>th</sup>  | Shiogama City     | 16.8 |
| 9 <sup>th</sup>  | Shiroishi City    | 16.9 |
| 10 <sup>th</sup> | Wakuya Town       | 17.1 |
| 11 <sup>th</sup> | Matsushima Town   | 17.4 |
| 12 <sup>th</sup> | Kesenuma City     | 17.5 |
| 13 <sup>th</sup> | Kakuda City       | 17.6 |
| 13 <sup>th</sup> | Misato Town       | 17.6 |
| 13 <sup>th</sup> | Kawasaki Town     | 17.6 |
| 16 <sup>th</sup> | Murata Town       | 17.8 |
| 16 <sup>th</sup> | Iwanuma City      | 17.8 |
| 18 <sup>th</sup> | Natori City       | 18.1 |

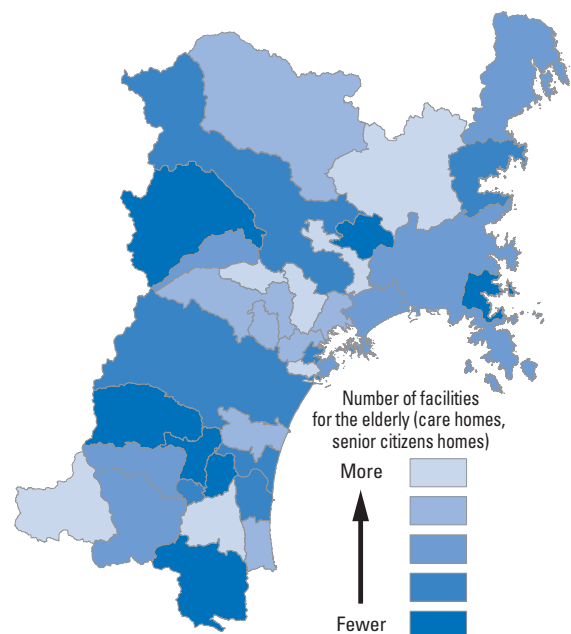
| Ranking          | Municipalities          | %    |
|------------------|-------------------------|------|
| 18 <sup>th</sup> | Sendai City             | 18.1 |
| 20 <sup>th</sup> | Minami-Sanriku Town     | 18.5 |
| 21 <sup>st</sup> | Yamamoto Town           | 18.6 |
| 22 <sup>nd</sup> | Higashi-Matsushima City | 18.9 |
| 23 <sup>rd</sup> | Watari Town             | 19.4 |
| 24 <sup>th</sup> | Taiwa Town              | 19.5 |
| 25 <sup>th</sup> | Shikama Town            | 19.6 |
| 25 <sup>th</sup> | Osato Town              | 19.6 |
| 25 <sup>th</sup> | Kami Town               | 19.6 |
| 28 <sup>th</sup> | Ishinomaki City         | 19.8 |
| 29 <sup>th</sup> | Osaki City              | 20.1 |
| 30 <sup>th</sup> | Ohira Village           | 20.5 |
| 31 <sup>st</sup> | Onagawa Town            | 20.7 |
| 32 <sup>nd</sup> | Tome City               | 21.6 |
| 33 <sup>rd</sup> | Marumori Town           | 21.8 |
| 34 <sup>th</sup> | Kurihara City           | 22.2 |
| 35 <sup>th</sup> | Shichikashuku Town      | 26.8 |



## E6 Number of facilities for the elderly (care homes, senior citizens homes) (per population aged 65 and over)

| Ranking          | Municipalities          | —     |
|------------------|-------------------------|-------|
| 1 <sup>st</sup>  | Tagajo City             | 8.516 |
| 2 <sup>nd</sup>  | Osato Town              | 4.781 |
| 3 <sup>rd</sup>  | Misato Town             | 3.697 |
| 4 <sup>th</sup>  | Tome City               | 3.682 |
| 5 <sup>th</sup>  | Ohira Village           | 3.519 |
| 6 <sup>th</sup>  | Kakuda City             | 3.307 |
| 7 <sup>th</sup>  | Shichikashuku Town      | 3.145 |
| 8 <sup>th</sup>  | Yamamoto Town           | 3.090 |
| 9 <sup>th</sup>  | Kurihara City           | 3.006 |
| 10 <sup>th</sup> | Taiwa Town              | 2.716 |
| 11 <sup>th</sup> | Tomiya City             | 2.693 |
| 12 <sup>th</sup> | Matsushima Town         | 2.437 |
| 13 <sup>th</sup> | Natori City             | 2.288 |
| 14 <sup>th</sup> | Rifu Town               | 2.218 |
| 15 <sup>th</sup> | Shiroishi City          | 2.140 |
| 16 <sup>th</sup> | Higashi-Matsushima City | 2.095 |
| 17 <sup>th</sup> | Kesenuma City           | 2.071 |
| 18 <sup>th</sup> | Zao Town                | 1.833 |

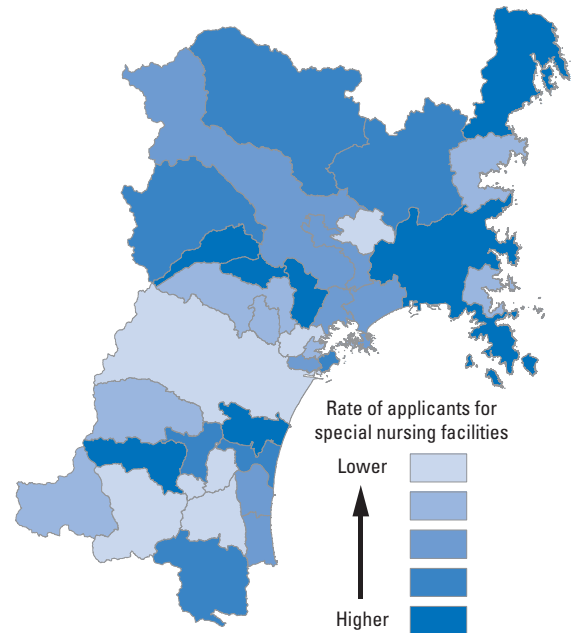
| Ranking          | Municipalities      | —     |
|------------------|---------------------|-------|
| 19 <sup>th</sup> | Shichigahama Town   | 1.794 |
| 20 <sup>th</sup> | Shikama Town        | 1.772 |
| 21 <sup>st</sup> | Ishinomaki City     | 1.759 |
| 22 <sup>nd</sup> | Iwanuma City        | 1.758 |
| 23 <sup>rd</sup> | Ogawara Town        | 1.734 |
| 24 <sup>th</sup> | Watari Town         | 1.564 |
| 25 <sup>th</sup> | Osaki City          | 1.542 |
| 26 <sup>th</sup> | Minami-Sanriku Town | 1.530 |
| 27 <sup>th</sup> | Shiogama City       | 1.504 |
| 28 <sup>th</sup> | Sendai City         | 1.414 |
| 29 <sup>th</sup> | Wakuya Town         | 1.408 |
| 30 <sup>th</sup> | Murata Town         | 1.347 |
| 31 <sup>st</sup> | Kawasaki Town       | 1.273 |
| 32 <sup>nd</sup> | Marumori Town       | 1.099 |
| 33 <sup>rd</sup> | Kami Town           | 1.079 |
| 34 <sup>th</sup> | Onagawa Town        | 0.799 |
| 35 <sup>th</sup> | Shibata Town        | 0.635 |



**E7 Rate of applicants for special nursing facilities** (out of total number of people certified at Levels 3-5 under the Long-Term Care Insurance System)

| Ranking          | Municipalities          | %    |
|------------------|-------------------------|------|
| 1 <sup>st</sup>  | Shibata Town            | 26.3 |
| 2 <sup>nd</sup>  | Kakuda City             | 27.0 |
| 3 <sup>rd</sup>  | Shiroishi City          | 28.8 |
| 4 <sup>th</sup>  | Rifu Town               | 29.9 |
| 5 <sup>th</sup>  | Ogawara Town            | 30.0 |
| 6 <sup>th</sup>  | Wakuya Town             | 33.8 |
| 7 <sup>th</sup>  | Sendai City             | 34.8 |
| 8 <sup>th</sup>  | Tomiya City             | 36.9 |
| 9 <sup>th</sup>  | Minami-Sanriku Town     | 37.1 |
| 10 <sup>th</sup> | Taiwa Town              | 39.0 |
| 11 <sup>th</sup> | Onagawa Town            | 39.7 |
| 12 <sup>th</sup> | Shichikashuku Town      | 40.3 |
| 13 <sup>th</sup> | Kawasaki Town           | 40.5 |
| 14 <sup>th</sup> | Shiogama City           | 40.7 |
| 15 <sup>th</sup> | Matsushima Town         | 44.0 |
| 16 <sup>th</sup> | Higashi-Matsushima City | 44.9 |
| 17 <sup>th</sup> | Watari Town             | 45.0 |
| 18 <sup>th</sup> | Osaki City              | 45.6 |

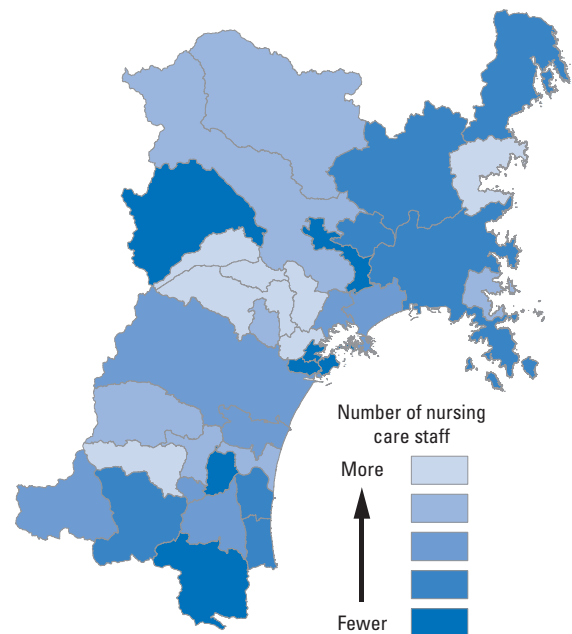
| Ranking          | Municipalities    | %     |
|------------------|-------------------|-------|
| 19 <sup>th</sup> | Tagajo City       | 45.9  |
| 20 <sup>th</sup> | Yamamoto Town     | 46.4  |
| 21 <sup>st</sup> | Misato Town       | 47.0  |
| 22 <sup>nd</sup> | Murata Town       | 50.0  |
| 23 <sup>rd</sup> | Kurihara City     | 55.6  |
| 24 <sup>th</sup> | Shichigahama Town | 56.8  |
| 25 <sup>th</sup> | Iwanuma City      | 58.0  |
| 26 <sup>th</sup> | Kami Town         | 59.5  |
| 27 <sup>th</sup> | Tome City         | 60.3  |
| 28 <sup>th</sup> | Marumori Town     | 60.5  |
| 29 <sup>th</sup> | Zao Town          | 61.7  |
| 30 <sup>th</sup> | Ishinomaki City   | 73.6  |
| 31 <sup>st</sup> | Osato Town        | 76.6  |
| 32 <sup>nd</sup> | Ohira Village     | 90.1  |
| 33 <sup>rd</sup> | Natori City       | 96.2  |
| 34 <sup>th</sup> | Shikama Town      | 129.4 |
| 35 <sup>th</sup> | Kesenuma City     | 136.1 |



**E8 Number of nursing care staff** (per 1,000 population aged 75 and over)

| Ranking          | Municipalities      | People |
|------------------|---------------------|--------|
| 1 <sup>st</sup>  | Ohira Village       | 192.9  |
| 2 <sup>nd</sup>  | Osato Town          | 177.3  |
| 3 <sup>rd</sup>  | Rifu Town           | 158.2  |
| 4 <sup>th</sup>  | Zao Town            | 155.4  |
| 5 <sup>th</sup>  | Shikama Town        | 152.3  |
| 6 <sup>th</sup>  | Minami-Sanriku Town | 146.3  |
| 7 <sup>th</sup>  | Taiwa Town          | 143.2  |
| 8 <sup>th</sup>  | Onagawa Town        | 138.6  |
| 9 <sup>th</sup>  | Kawasaki Town       | 136.9  |
| 10 <sup>th</sup> | Tomiya City         | 125.9  |
| 11 <sup>th</sup> | Kurihara City       | 118.2  |
| 12 <sup>th</sup> | Iwanuma City        | 117.3  |
| 13 <sup>th</sup> | Osaki City          | 114.4  |
| 13 <sup>th</sup> | Murata Town         | 114.4  |
| 15 <sup>th</sup> | Natori City         | 114.1  |
| 16 <sup>th</sup> | Shichikashuku Town  | 113.1  |
| 17 <sup>th</sup> | Kakuda City         | 112.6  |
| 18 <sup>th</sup> | Sendai City         | 112.6  |

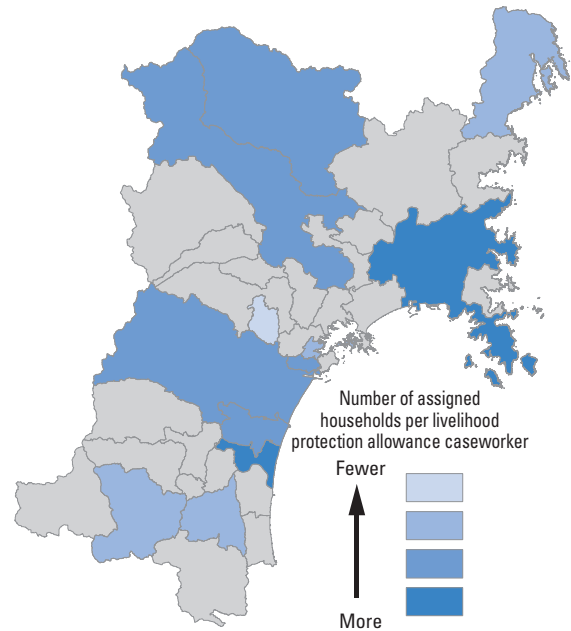
| Ranking          | Municipalities          | People |
|------------------|-------------------------|--------|
| 19 <sup>th</sup> | Higashi-Matsushima City | 108.8  |
| 20 <sup>th</sup> | Ogawara Town            | 108.2  |
| 21 <sup>st</sup> | Matsushima Town         | 104.0  |
| 22 <sup>nd</sup> | Ishinomaki City         | 104.0  |
| 23 <sup>rd</sup> | Tome City               | 103.8  |
| 24 <sup>th</sup> | Watari Town             | 103.1  |
| 25 <sup>th</sup> | Wakuya Town             | 98.1   |
| 26 <sup>th</sup> | Shiroishi City          | 95.4   |
| 27 <sup>th</sup> | Kesenuma City           | 94.3   |
| 28 <sup>th</sup> | Yamamoto Town           | 91.5   |
| 29 <sup>th</sup> | Marumori Town           | 90.5   |
| 30 <sup>th</sup> | Shiogama City           | 87.9   |
| 31 <sup>st</sup> | Misato Town             | 83.6   |
| 32 <sup>nd</sup> | Tagajo City             | 81.5   |
| 33 <sup>rd</sup> | Kami Town               | 70.1   |
| 34 <sup>th</sup> | Shichigahama Town       | 69.2   |
| 35 <sup>th</sup> | Shibata Town            | 65.7   |



## E9 Number of assigned households per livelihood protection allowance caseworker

| Ranking          | Municipalities          | —      |
|------------------|-------------------------|--------|
| 1 <sup>st</sup>  | Tomiya City             | 5.71   |
| 2 <sup>nd</sup>  | Kakuda City             | 42.21  |
| 3 <sup>rd</sup>  | Kesennuma City          | 66.82  |
| 4 <sup>th</sup>  | Shiroishi City          | 69.06  |
| 5 <sup>th</sup>  | Shiogama City           | 69.37  |
| 6 <sup>th</sup>  | Kurihara City           | 72.42  |
| 7 <sup>th</sup>  | Tagajo City             | 78.20  |
| 8 <sup>th</sup>  | Osaki City              | 78.83  |
| 9 <sup>th</sup>  | Natori City             | 81.67  |
| 10 <sup>th</sup> | Sendai City             | 97.08  |
| 11 <sup>th</sup> | Iwanuma City            | 108.29 |
| 12 <sup>th</sup> | Ishinomaki City         | 122.60 |
| —                | Tome City               | —      |
| —                | Higashi-Matsushima City | —      |
| —                | Zao Town                | —      |
| —                | Shichikashuku Town      | —      |
| —                | Ogawara Town            | —      |
| —                | Murata Town             | —      |

| Ranking | Municipalities      | — |
|---------|---------------------|---|
| —       | Shibata Town        | — |
| —       | Kawasaki Town       | — |
| —       | Marumori Town       | — |
| —       | Watari Town         | — |
| —       | Yamamoto Town       | — |
| —       | Matsushima Town     | — |
| —       | Shichigahama Town   | — |
| —       | Rifu Town           | — |
| —       | Taiwa Town          | — |
| —       | Osato Town          | — |
| —       | Ohira Village       | — |
| —       | Shikama Town        | — |
| —       | Kami Town           | — |
| —       | Wakuya Town         | — |
| —       | Misato Town         | — |
| —       | Onagawa Town        | — |
| —       | Minami-Sanriku Town | — |

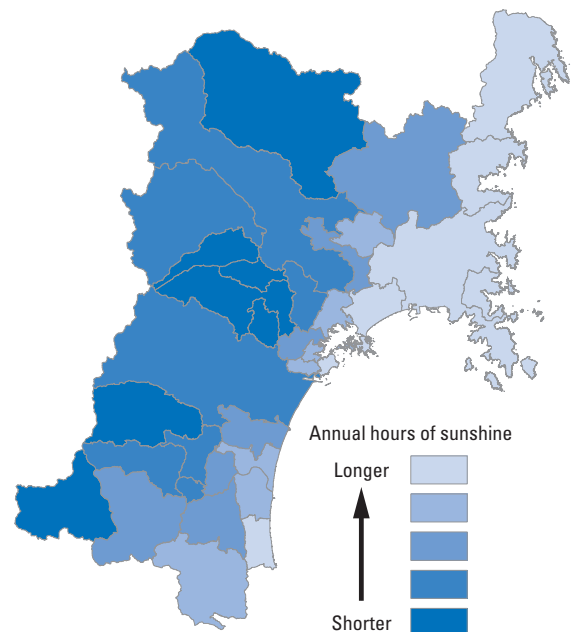


\* Gray areas represent municipalities that do not have a full-time caseworker or where the number of caseworkers is unknown.

## F1 Annual hours of sunshine

| Ranking          | Municipalities          | Hours  |
|------------------|-------------------------|--------|
| 1 <sup>st</sup>  | Ishinomaki City         | 1929.2 |
| 2 <sup>nd</sup>  | Higashi-Matsushima City | 1892.3 |
| 3 <sup>rd</sup>  | Kesennuma City          | 1882.8 |
| 4 <sup>th</sup>  | Minami-Sanriku Town     | 1873.4 |
| 5 <sup>th</sup>  | Yamamoto Town           | 1870.8 |
| 6 <sup>th</sup>  | Onagawa Town            | 1860.7 |
| 7 <sup>th</sup>  | Shichigahama Town       | 1846.3 |
| 8 <sup>th</sup>  | Iwanuma City            | 1843.2 |
| 9 <sup>th</sup>  | Watari Town             | 1841.9 |
| 10 <sup>th</sup> | Wakuya Town             | 1829.6 |
| 11 <sup>th</sup> | Tagajo City             | 1826.2 |
| 12 <sup>th</sup> | Matsushima Town         | 1815.2 |
| 13 <sup>th</sup> | Shiogama City           | 1813.9 |
| 14 <sup>th</sup> | Marumori Town           | 1811.2 |
| 15 <sup>th</sup> | Tome City               | 1803.7 |
| 16 <sup>th</sup> | Natori City             | 1799.9 |
| 17 <sup>th</sup> | Kakuda City             | 1795.4 |
| 18 <sup>th</sup> | Shiroishi City          | 1786.8 |

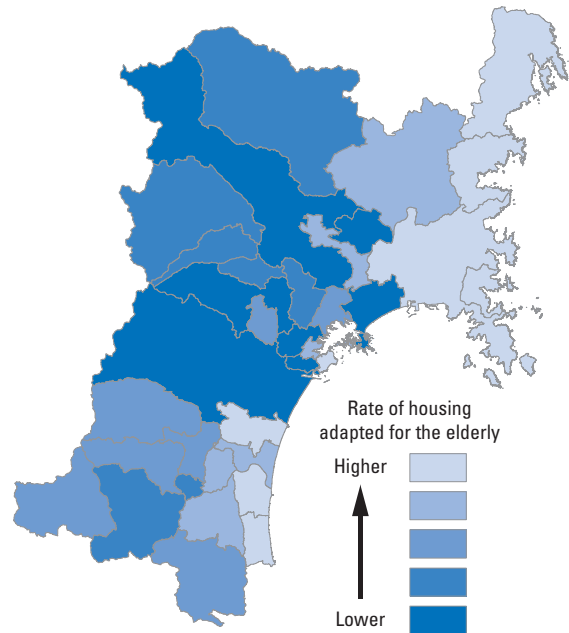
| Ranking          | Municipalities     | Hours  |
|------------------|--------------------|--------|
| 18 <sup>th</sup> | Rifu Town          | 1786.8 |
| 20 <sup>th</sup> | Shibata Town       | 1778.9 |
| 21 <sup>st</sup> | Misato Town        | 1774.7 |
| 22 <sup>nd</sup> | Ogawara Town       | 1770.4 |
| 23 <sup>rd</sup> | Sendai City        | 1762.0 |
| 24 <sup>th</sup> | Osato Town         | 1758.0 |
| 25 <sup>th</sup> | Murata Town        | 1752.1 |
| 26 <sup>th</sup> | Zao Town           | 1741.8 |
| 27 <sup>th</sup> | Kami Town          | 1737.6 |
| 28 <sup>th</sup> | Osaki City         | 1734.5 |
| 29 <sup>th</sup> | Tomiya City        | 1710.8 |
| 30 <sup>th</sup> | Shikama Town       | 1707.7 |
| 31 <sup>st</sup> | Kurihara City      | 1689.1 |
| 32 <sup>nd</sup> | Taiwa Town         | 1684.4 |
| 33 <sup>rd</sup> | Ohira Village      | 1658.5 |
| 34 <sup>th</sup> | Shichikashuku Town | 1631.8 |
| 35 <sup>th</sup> | Kawasaki Town      | 1591.7 |



## F2 Rate of housing adapted for the elderly

| Ranking          | Municipalities      | %    |
|------------------|---------------------|------|
| 1 <sup>st</sup>  | Shichigahama Town   | 72.7 |
| 2 <sup>nd</sup>  | Ishinomaki City     | 71.9 |
| 2 <sup>nd</sup>  | Onagawa Town        | 71.9 |
| 4 <sup>th</sup>  | Yamamoto Town       | 71.9 |
| 4 <sup>th</sup>  | Watari Town         | 71.9 |
| 6 <sup>th</sup>  | Natori City         | 71.7 |
| 7 <sup>th</sup>  | Kesennuma City      | 71.2 |
| 7 <sup>th</sup>  | Minami-Sanriku Town | 71.2 |
| 9 <sup>th</sup>  | Misato Town         | 70.6 |
| 10 <sup>th</sup> | Iwanuma City        | 68.9 |
| 11 <sup>th</sup> | Shibata Town        | 68.7 |
| 12 <sup>th</sup> | Kakuda City         | 68.2 |
| 13 <sup>th</sup> | Tome City           | 67.6 |
| 14 <sup>th</sup> | Shiogama City       | 67.4 |
| 15 <sup>th</sup> | Tomiya City         | 67.0 |
| 16 <sup>th</sup> | Matsushima Town     | 67.0 |
| 17 <sup>th</sup> | Zao Town            | 66.7 |
| 18 <sup>th</sup> | Marumori Town       | 66.7 |

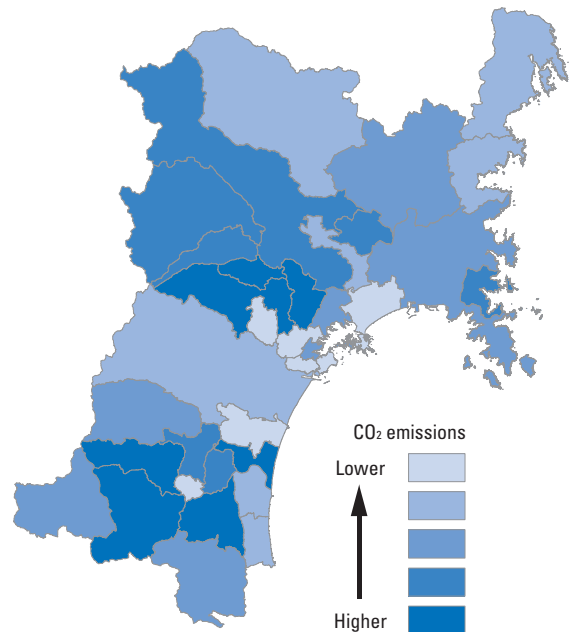
| Ranking          | Municipalities          | %    |
|------------------|-------------------------|------|
| 18 <sup>th</sup> | Murata Town             | 66.7 |
| 18 <sup>th</sup> | Shichikashuku Town      | 66.7 |
| 18 <sup>th</sup> | Kawasaki Town           | 66.7 |
| 22 <sup>nd</sup> | Shikama Town            | 66.3 |
| 23 <sup>rd</sup> | Kurihara City           | 65.9 |
| 24 <sup>th</sup> | Kami Town               | 65.3 |
| 25 <sup>th</sup> | Shiroishi City          | 65.0 |
| 26 <sup>th</sup> | Ohira Village           | 64.4 |
| 27 <sup>th</sup> | Osato Town              | 64.4 |
| 28 <sup>th</sup> | Ogawara Town            | 63.8 |
| 29 <sup>th</sup> | Tagajo City             | 63.6 |
| 30 <sup>th</sup> | Rifu Town               | 63.1 |
| 31 <sup>st</sup> | Osaki City              | 62.9 |
| 32 <sup>nd</sup> | Sendai City             | 61.0 |
| 33 <sup>rd</sup> | Wakuya Town             | 60.9 |
| 34 <sup>th</sup> | Taiwa Town              | 59.9 |
| 35 <sup>th</sup> | Higashi-Matsushima City | 59.6 |



## F3 CO<sub>2</sub> emissions (per capita)

| Ranking          | Municipalities          | Tons (1000s) |
|------------------|-------------------------|--------------|
| 1 <sup>st</sup>  | Shichigahama Town       | 3.85         |
| 2 <sup>nd</sup>  | Tomiya City             | 4.63         |
| 3 <sup>rd</sup>  | Higashi-Matsushima City | 5.39         |
| 4 <sup>th</sup>  | Rifu Town               | 5.88         |
| 5 <sup>th</sup>  | Tagajo City             | 6.20         |
| 6 <sup>th</sup>  | Natori City             | 6.59         |
| 7 <sup>th</sup>  | Ogawara Town            | 6.63         |
| 8 <sup>th</sup>  | Misato Town             | 6.79         |
| 9 <sup>th</sup>  | Watari Town             | 7.15         |
| 10 <sup>th</sup> | Sendai City             | 7.18         |
| 11 <sup>th</sup> | Yamamoto Town           | 7.21         |
| 12 <sup>th</sup> | Kesennuma City          | 7.27         |
| 13 <sup>th</sup> | Minami-Sanriku Town     | 7.43         |
| 14 <sup>th</sup> | Kurihara City           | 7.46         |
| 15 <sup>th</sup> | Marumori Town           | 7.61         |
| 16 <sup>th</sup> | Shichikashuku Town      | 7.78         |
| 17 <sup>th</sup> | Tome City               | 7.80         |
| 18 <sup>th</sup> | Shiogama City           | 7.86         |

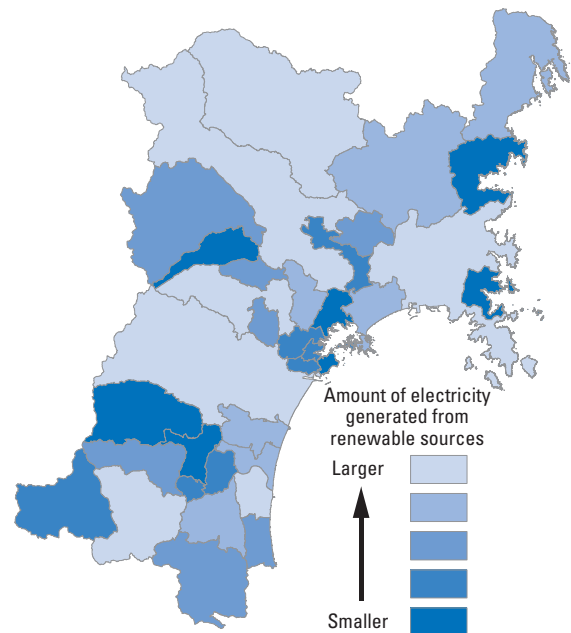
| Ranking          | Municipalities  | Tons (1000s) |
|------------------|-----------------|--------------|
| 19 <sup>th</sup> | Kawasaki Town   | 8.03         |
| 20 <sup>th</sup> | Matsushima Town | 8.58         |
| 21 <sup>st</sup> | Ishinomaki City | 8.96         |
| 22 <sup>nd</sup> | Osaki City      | 9.10         |
| 23 <sup>rd</sup> | Kami Town       | 9.29         |
| 24 <sup>th</sup> | Shibata Town    | 9.37         |
| 25 <sup>th</sup> | Onagawa Town    | 9.71         |
| 26 <sup>th</sup> | Wakuya Town     | 10.01        |
| 27 <sup>th</sup> | Murata Town     | 10.60        |
| 28 <sup>th</sup> | Shikama Town    | 10.71        |
| 29 <sup>th</sup> | Iwanuma City    | 10.80        |
| 30 <sup>th</sup> | Shiroishi City  | 10.81        |
| 31 <sup>st</sup> | Osato Town      | 11.00        |
| 32 <sup>nd</sup> | Zao Town        | 12.99        |
| 33 <sup>rd</sup> | Kakuda City     | 13.51        |
| 34 <sup>th</sup> | Taiwa Town      | 33.48        |
| 35 <sup>th</sup> | Ohira Village   | 83.63        |



## F4 Amount of electricity generated from renewable sources

| Ranking          | Municipalities          | kwh    |
|------------------|-------------------------|--------|
| 1 <sup>st</sup>  | Ishinomaki City         | 63,723 |
| 2 <sup>nd</sup>  | Sendai City             | 30,469 |
| 3 <sup>rd</sup>  | Osaki City              | 16,748 |
| 4 <sup>th</sup>  | Kurihara City           | 13,894 |
| 5 <sup>th</sup>  | Taiwa Town              | 13,550 |
| 6 <sup>th</sup>  | Shiroishi City          | 9,959  |
| 7 <sup>th</sup>  | Watari Town             | 9,180  |
| 8 <sup>th</sup>  | Kesennuma City          | 7,138  |
| 9 <sup>th</sup>  | Tome City               | 6,878  |
| 10 <sup>th</sup> | Osato Town              | 6,402  |
| 11 <sup>th</sup> | Iwanuma City            | 6,266  |
| 12 <sup>th</sup> | Natori City             | 6,189  |
| 13 <sup>th</sup> | Higashi-Matsushima City | 4,932  |
| 14 <sup>th</sup> | Kakuda City             | 4,320  |
| 15 <sup>th</sup> | Marumori Town           | 3,845  |
| 16 <sup>th</sup> | Yamamoto Town           | 3,638  |
| 17 <sup>th</sup> | Kami Town               | 3,206  |
| 18 <sup>th</sup> | Wakuya Town             | 2,588  |

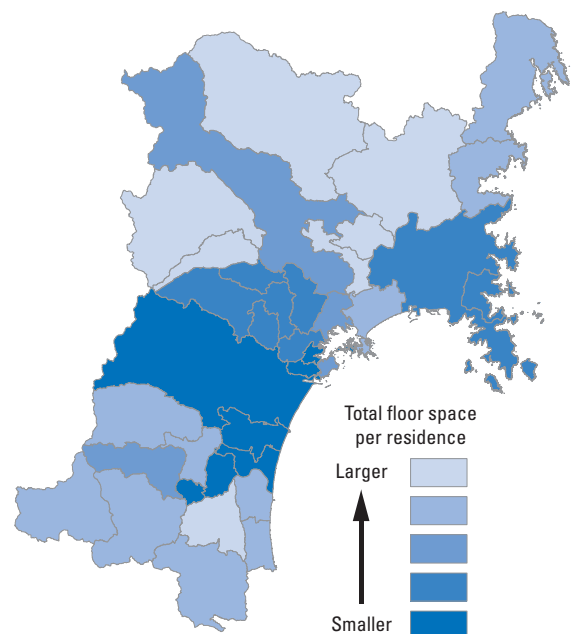
| Ranking          | Municipalities      | kwh   |
|------------------|---------------------|-------|
| 19 <sup>th</sup> | Zao Town            | 2,446 |
| 20 <sup>th</sup> | Tomiya City         | 2,282 |
| 21 <sup>st</sup> | Ohira Village       | 2,130 |
| 22 <sup>nd</sup> | Shiogama City       | 1,896 |
| 23 <sup>rd</sup> | Rifu Town           | 1,824 |
| 24 <sup>th</sup> | Tagajo City         | 1,749 |
| 25 <sup>th</sup> | Ogawara Town        | 1,557 |
| 26 <sup>th</sup> | Shibata Town        | 1,451 |
| 27 <sup>th</sup> | Misato Town         | 1,414 |
| 28 <sup>th</sup> | Shichikashuku Town  | 1,412 |
| 29 <sup>th</sup> | Shikama Town        | 1,113 |
| 30 <sup>th</sup> | Minami-Sanriku Town | 1,084 |
| 31 <sup>st</sup> | Kawasaki Town       | 1,014 |
| 32 <sup>nd</sup> | Matsushima Town     | 838   |
| 33 <sup>rd</sup> | Shichigahama Town   | 623   |
| 34 <sup>th</sup> | Murata Town         | 520   |
| 35 <sup>th</sup> | Onagawa Town        | 257   |



## F5 Total floor space per residence

| Ranking          | Municipalities          | m <sup>2</sup> |
|------------------|-------------------------|----------------|
| 1 <sup>st</sup>  | Kurihara City           | 148.70         |
| 2 <sup>nd</sup>  | Wakuya Town             | 143.52         |
| 3 <sup>rd</sup>  | Tome City               | 143.26         |
| 4 <sup>th</sup>  | Shikama Town            | 139.85         |
| 5 <sup>th</sup>  | Misato Town             | 138.97         |
| 6 <sup>th</sup>  | Kami Town               | 138.31         |
| 7 <sup>th</sup>  | Kakuda City             | 132.43         |
| 8 <sup>th</sup>  | Watari Town             | 124.98         |
| 8 <sup>th</sup>  | Yamamoto Town           | 124.98         |
| 10 <sup>th</sup> | Kesennuma City          | 123.82         |
| 10 <sup>th</sup> | Minami-Sanriku Town     | 123.82         |
| 12 <sup>th</sup> | Higashi-Matsushima City | 120.31         |
| 13 <sup>th</sup> | Shiroishi City          | 119.90         |
| 14 <sup>th</sup> | Marumori Town           | 115.17         |
| 14 <sup>th</sup> | Shichikashuku Town      | 115.17         |
| 14 <sup>th</sup> | Kawasaki Town           | 115.17         |
| 14 <sup>th</sup> | Murata Town             | 115.17         |
| 18 <sup>th</sup> | Zao Town                | 115.17         |

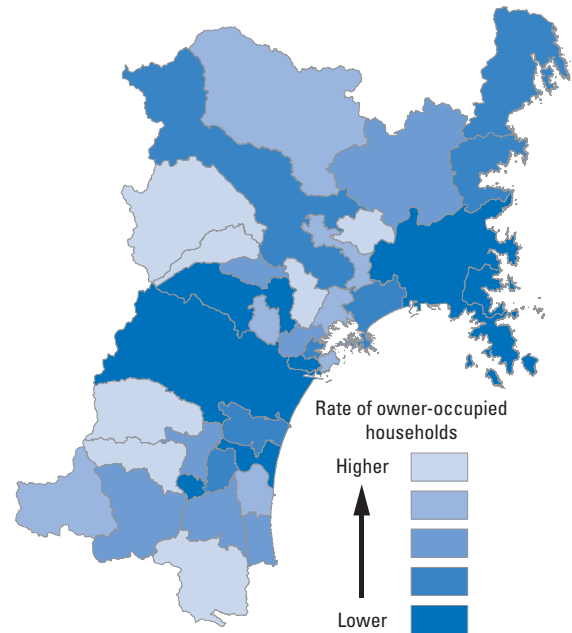
| Ranking          | Municipalities    | m <sup>2</sup> |
|------------------|-------------------|----------------|
| 19 <sup>th</sup> | Osaki City        | 114.79         |
| 20 <sup>th</sup> | Shichigahama Town | 114.12         |
| 21 <sup>st</sup> | Matsushima Town   | 114.07         |
| 22 <sup>nd</sup> | Rifu Town         | 114.05         |
| 23 <sup>rd</sup> | Taiwa Town        | 108.60         |
| 24 <sup>th</sup> | Osato Town        | 108.52         |
| 25 <sup>th</sup> | Ohira Village     | 108.52         |
| 26 <sup>th</sup> | Tomiya City       | 108.47         |
| 27 <sup>th</sup> | Ishinomaki City   | 108.07         |
| 27 <sup>th</sup> | Onagawa Town      | 108.07         |
| 29 <sup>th</sup> | Shiogama City     | 107.87         |
| 30 <sup>th</sup> | Ogawara Town      | 107.39         |
| 31 <sup>st</sup> | Shibata Town      | 104.90         |
| 32 <sup>nd</sup> | Natori City       | 104.79         |
| 33 <sup>rd</sup> | Iwanuma City      | 102.39         |
| 34 <sup>th</sup> | Tagajo City       | 89.61          |
| 35 <sup>th</sup> | Sendai City       | 78.31          |



### F6 Rate of owner-occupied households

| Ranking          | Municipalities     | %    |
|------------------|--------------------|------|
| 1 <sup>st</sup>  | Osato Town         | 89.6 |
| 2 <sup>nd</sup>  | Marumori Town      | 89.5 |
| 3 <sup>rd</sup>  | Kawasaki Town      | 88.6 |
| 4 <sup>th</sup>  | Zao Town           | 86.9 |
| 5 <sup>th</sup>  | Shikama Town       | 86.8 |
| 6 <sup>th</sup>  | Wakuya Town        | 84.7 |
| 7 <sup>th</sup>  | Kami Town          | 84.4 |
| 8 <sup>th</sup>  | Kurihara City      | 83.8 |
| 9 <sup>th</sup>  | Shichikashuku Town | 82.9 |
| 10 <sup>th</sup> | Tomiya City        | 82.1 |
| 11 <sup>th</sup> | Shichigahama Town  | 81.8 |
| 12 <sup>th</sup> | Misato Town        | 81.6 |
| 13 <sup>th</sup> | Matsushima Town    | 81.3 |
| 14 <sup>th</sup> | Watari Town        | 80.2 |
| 15 <sup>th</sup> | Murata Town        | 79.8 |
| 16 <sup>th</sup> | Tome City          | 79.6 |
| 17 <sup>th</sup> | Kakuda City        | 79.3 |
| 18 <sup>th</sup> | Ohira Village      | 79.3 |

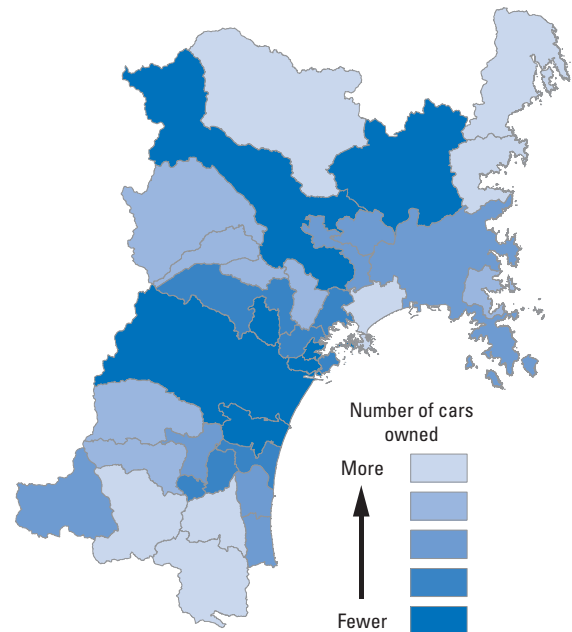
| Ranking          | Municipalities          | %    |
|------------------|-------------------------|------|
| 19 <sup>th</sup> | Rifu Town               | 78.8 |
| 20 <sup>th</sup> | Yamamoto Town           | 76.4 |
| 21 <sup>st</sup> | Shiroishi City          | 73.8 |
| 22 <sup>nd</sup> | Shiogama City           | 72.4 |
| 23 <sup>rd</sup> | Kesennuma City          | 70.7 |
| 24 <sup>th</sup> | Osaki City              | 68.5 |
| 25 <sup>th</sup> | Natori City             | 67.3 |
| 26 <sup>th</sup> | Minami-Sanriku Town     | 66.8 |
| 27 <sup>th</sup> | Higashi-Matsushima City | 66.2 |
| 28 <sup>th</sup> | Shibata Town            | 63.9 |
| 29 <sup>th</sup> | Ishinomaki City         | 63.3 |
| 30 <sup>th</sup> | Ogawara Town            | 63.3 |
| 31 <sup>st</sup> | Iwanuma City            | 61.3 |
| 32 <sup>nd</sup> | Taiwa Town              | 61.1 |
| 33 <sup>rd</sup> | Tagajo City             | 56.2 |
| 34 <sup>th</sup> | Sendai City             | 48.2 |
| 35 <sup>th</sup> | Onagawa Town            | 45.6 |



### F7 Number of cars owned (per capita)

| Ranking          | Municipalities          | —    |
|------------------|-------------------------|------|
| 1 <sup>st</sup>  | Kakuda City             | 1.87 |
| 2 <sup>nd</sup>  | Kesennuma City          | 1.67 |
| 3 <sup>rd</sup>  | Higashi-Matsushima City | 1.43 |
| 4 <sup>th</sup>  | Shiroishi City          | 1.43 |
| 5 <sup>th</sup>  | Kurihara City           | 1.03 |
| 6 <sup>th</sup>  | Minami-Sanriku Town     | 0.97 |
| 7 <sup>th</sup>  | Marumori Town           | 0.91 |
| 8 <sup>th</sup>  | Onagawa Town            | 0.90 |
| 9 <sup>th</sup>  | Osato Town              | 0.89 |
| 10 <sup>th</sup> | Shikama Town            | 0.89 |
| 11 <sup>th</sup> | Kami Town               | 0.88 |
| 12 <sup>th</sup> | Kawasaki Town           | 0.88 |
| 13 <sup>th</sup> | Zao Town                | 0.87 |
| 14 <sup>th</sup> | Ohira Village           | 0.86 |
| 15 <sup>th</sup> | Yamamoto Town           | 0.84 |
| 16 <sup>th</sup> | Murata Town             | 0.83 |
| 17 <sup>th</sup> | Wakuya Town             | 0.82 |
| 18 <sup>th</sup> | Shichikashuku Town      | 0.82 |

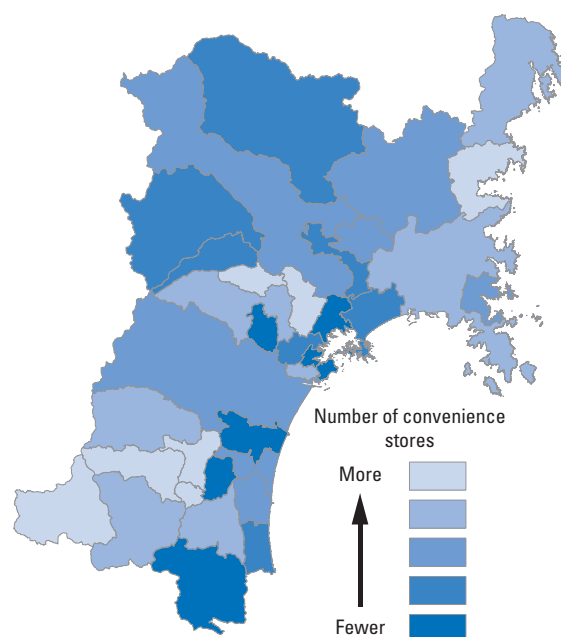
| Ranking          | Municipalities    | —    |
|------------------|-------------------|------|
| 19 <sup>th</sup> | Ishinomaki City   | 0.77 |
| 20 <sup>th</sup> | Misato Town       | 0.75 |
| 21 <sup>st</sup> | Watari Town       | 0.75 |
| 22 <sup>nd</sup> | Taiwa Town        | 0.74 |
| 23 <sup>rd</sup> | Ogawara Town      | 0.71 |
| 24 <sup>th</sup> | Shichigahama Town | 0.70 |
| 25 <sup>th</sup> | Iwanuma City      | 0.67 |
| 26 <sup>th</sup> | Matsushima Town   | 0.66 |
| 27 <sup>th</sup> | Rifu Town         | 0.66 |
| 28 <sup>th</sup> | Shibata Town      | 0.64 |
| 29 <sup>th</sup> | Tomiya City       | 0.61 |
| 30 <sup>th</sup> | Shiogama City     | 0.60 |
| 31 <sup>st</sup> | Sendai City       | 0.52 |
| 32 <sup>nd</sup> | Tome City         | 0.48 |
| 33 <sup>rd</sup> | Tagajo City       | 0.37 |
| 34 <sup>th</sup> | Natori City       | 0.31 |
| 35 <sup>th</sup> | Osaki City        | 0.22 |



## F8 Number of convenience stores (per 1,000 population)

| Ranking          | Municipalities      | —     |
|------------------|---------------------|-------|
| 1 <sup>st</sup>  | Shichikashuku Town  | 1.606 |
| 2 <sup>nd</sup>  | Osato Town          | 0.770 |
| 3 <sup>rd</sup>  | Ogawara Town        | 0.762 |
| 4 <sup>th</sup>  | Minami-Sanriku Town | 0.734 |
| 5 <sup>th</sup>  | Zao Town            | 0.703 |
| 6 <sup>th</sup>  | Ohira Village       | 0.696 |
| 7 <sup>th</sup>  | Murata Town         | 0.664 |
| 8 <sup>th</sup>  | Tagajo City         | 0.629 |
| 9 <sup>th</sup>  | Kesennuma City      | 0.605 |
| 10 <sup>th</sup> | Taiwa Town          | 0.599 |
| 11 <sup>th</sup> | Kawasaki Town       | 0.591 |
| 12 <sup>th</sup> | Ishinomaki City     | 0.590 |
| 13 <sup>th</sup> | Shiroishi City      | 0.582 |
| 14 <sup>th</sup> | Kakuda City         | 0.573 |
| 15 <sup>th</sup> | Osaki City          | 0.549 |
| 16 <sup>th</sup> | Watari Town         | 0.548 |
| 17 <sup>th</sup> | Iwanuma City        | 0.541 |
| 18 <sup>th</sup> | Onagawa Town        | 0.532 |

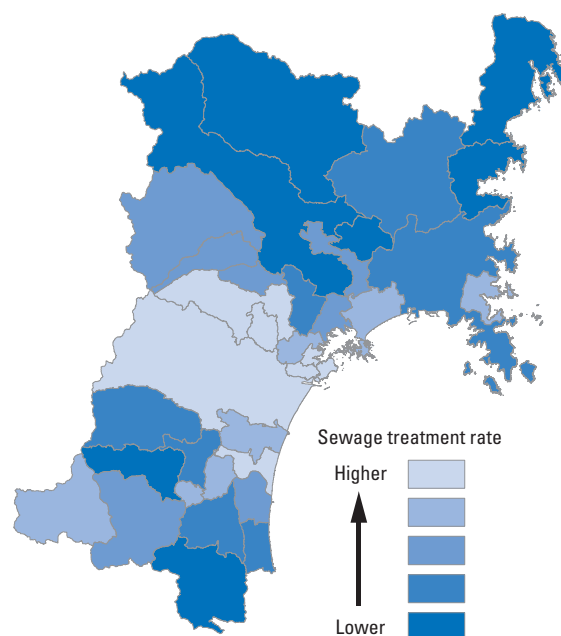
| Ranking          | Municipalities          | —     |
|------------------|-------------------------|-------|
| 19 <sup>th</sup> | Wakuya Town             | 0.526 |
| 20 <sup>th</sup> | Tome City               | 0.524 |
| 21 <sup>st</sup> | Sendai City             | 0.521 |
| 22 <sup>nd</sup> | Higashi-Matsushima City | 0.514 |
| 23 <sup>rd</sup> | Yamamoto Town           | 0.511 |
| 24 <sup>th</sup> | Rifu Town               | 0.508 |
| 25 <sup>th</sup> | Kurihara City           | 0.486 |
| 26 <sup>th</sup> | Misato Town             | 0.461 |
| 27 <sup>th</sup> | Kami Town               | 0.460 |
| 28 <sup>th</sup> | Shikama Town            | 0.455 |
| 29 <sup>th</sup> | Matsushima Town         | 0.454 |
| 30 <sup>th</sup> | Natori City             | 0.453 |
| 31 <sup>st</sup> | Shiogama City           | 0.442 |
| 32 <sup>nd</sup> | Shibata Town            | 0.413 |
| 33 <sup>rd</sup> | Tomiya City             | 0.367 |
| 34 <sup>th</sup> | Marumori Town           | 0.325 |
| 35 <sup>th</sup> | Shichigahama Town       | 0.281 |



## F9 Sewage treatment rate

| Ranking          | Municipalities          | %     |
|------------------|-------------------------|-------|
| 1 <sup>st</sup>  | Shichigahama Town       | 99.95 |
| 2 <sup>nd</sup>  | Shiogama City           | 99.94 |
| 3 <sup>rd</sup>  | Tagajo City             | 99.91 |
| 4 <sup>th</sup>  | Sendai City             | 99.69 |
| 5 <sup>th</sup>  | Tomiya City             | 99.40 |
| 6 <sup>th</sup>  | Iwanuma City            | 98.88 |
| 7 <sup>th</sup>  | Taiwa Town              | 98.12 |
| 8 <sup>th</sup>  | Natori City             | 98.11 |
| 9 <sup>th</sup>  | Shichikashuku Town      | 97.67 |
| 10 <sup>th</sup> | Rifu Town               | 97.43 |
| 11 <sup>th</sup> | Ogawara Town            | 96.83 |
| 12 <sup>th</sup> | Onagawa Town            | 94.66 |
| 13 <sup>th</sup> | Shibata Town            | 93.35 |
| 14 <sup>th</sup> | Higashi-Matsushima City | 93.24 |
| 15 <sup>th</sup> | Matsushima Town         | 91.51 |
| 16 <sup>th</sup> | Watari Town             | 90.47 |
| 17 <sup>th</sup> | Shiroishi City          | 88.68 |
| 18 <sup>th</sup> | Ohira Village           | 87.90 |

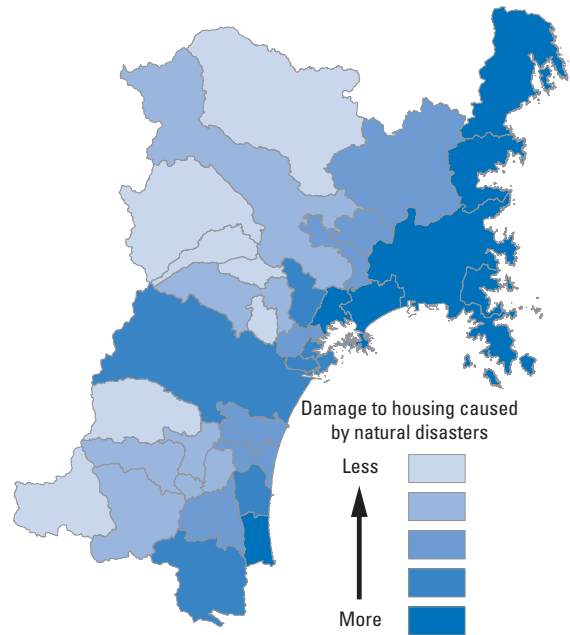
| Ranking          | Municipalities      | %     |
|------------------|---------------------|-------|
| 19 <sup>th</sup> | Shikama Town        | 86.72 |
| 20 <sup>th</sup> | Misato Town         | 85.87 |
| 21 <sup>st</sup> | Kami Town           | 84.29 |
| 22 <sup>nd</sup> | Kawasaki Town       | 83.87 |
| 23 <sup>rd</sup> | Murata Town         | 83.20 |
| 24 <sup>th</sup> | Yamamoto Town       | 82.83 |
| 25 <sup>th</sup> | Tome City           | 82.42 |
| 26 <sup>th</sup> | Ishinomaki City     | 81.03 |
| 27 <sup>th</sup> | Osato Town          | 80.64 |
| 28 <sup>th</sup> | Kakuda City         | 78.09 |
| 29 <sup>th</sup> | Zao Town            | 77.71 |
| 30 <sup>th</sup> | Osaki City          | 72.33 |
| 31 <sup>st</sup> | Kurihara City       | 71.66 |
| 32 <sup>nd</sup> | Minami-Sanriku Town | 70.17 |
| 33 <sup>rd</sup> | Wakuya Town         | 66.76 |
| 34 <sup>th</sup> | Marumori Town       | 66.07 |
| 35 <sup>th</sup> | Kesennuma City      | 49.95 |



### F10 Damage to housing caused by natural disasters (per 1,000 housing units)

| Ranking          | Municipalities     | Units |
|------------------|--------------------|-------|
| 1 <sup>st</sup>  | Shichikashuku Town | 1.5   |
| 2 <sup>nd</sup>  | Kawasaki Town      | 4.6   |
| 3 <sup>rd</sup>  | Kami Town          | 7.6   |
| 4 <sup>th</sup>  | Shikama Town       | 7.9   |
| 5 <sup>th</sup>  | Ohira Village      | 14.8  |
| 6 <sup>th</sup>  | Kurihara City      | 28.2  |
| 7 <sup>th</sup>  | Tomiya City        | 32.3  |
| 8 <sup>th</sup>  | Ogawara Town       | 34.3  |
| 9 <sup>th</sup>  | Zao Town           | 42.2  |
| 10 <sup>th</sup> | Taiwa Town         | 42.7  |
| 11 <sup>th</sup> | Shiroishi City     | 56.8  |
| 12 <sup>th</sup> | Shibata Town       | 58.7  |
| 13 <sup>th</sup> | Murata Town        | 65.6  |
| 14 <sup>th</sup> | Osaki City         | 79.6  |
| 15 <sup>th</sup> | Tome City          | 80.5  |
| 16 <sup>th</sup> | Rifu Town          | 84.0  |
| 17 <sup>th</sup> | Misato Town        | 87.6  |
| 18 <sup>th</sup> | Kakuda City        | 90.2  |

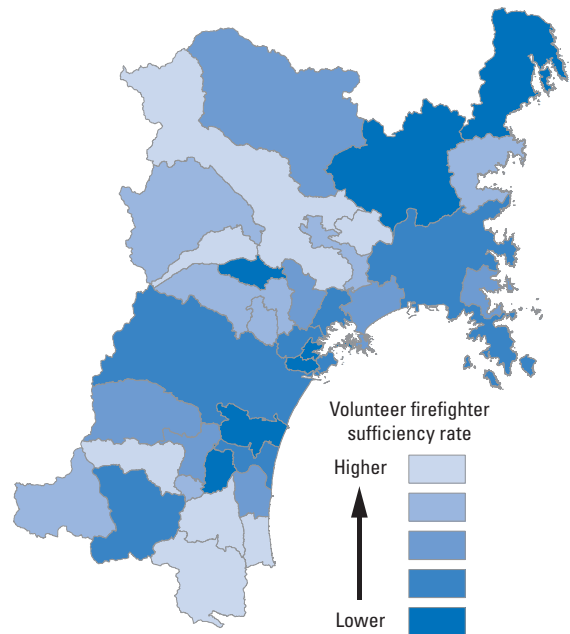
| Ranking          | Municipalities          | Units  |
|------------------|-------------------------|--------|
| 19 <sup>th</sup> | Iwanuma City            | 140.7  |
| 20 <sup>th</sup> | Natori City             | 141.5  |
| 21 <sup>st</sup> | Wakuya Town             | 164.1  |
| 22 <sup>nd</sup> | Shiogama City           | 178.9  |
| 23 <sup>rd</sup> | Osato Town              | 179.5  |
| 24 <sup>th</sup> | Shichigahama Town       | 202.6  |
| 25 <sup>th</sup> | Tagajo City             | 217.6  |
| 26 <sup>th</sup> | Marumori Town           | 236.0  |
| 27 <sup>th</sup> | Sendai City             | 292.7  |
| 28 <sup>th</sup> | Watari Town             | 301.7  |
| 29 <sup>th</sup> | Matsushima Town         | 406.5  |
| 30 <sup>th</sup> | Kesennuma City          | 427.0  |
| 31 <sup>st</sup> | Ishinomaki City         | 565.5  |
| 32 <sup>nd</sup> | Yamamoto Town           | 668.6  |
| 33 <sup>rd</sup> | Minami-Sanriku Town     | 700.1  |
| 34 <sup>th</sup> | Higashi-Matsushima City | 724.4  |
| 35 <sup>th</sup> | Onagawa Town            | 1001.2 |



### F11 Volunteer firefighter sufficiency rate

| Ranking          | Municipalities          | %     |
|------------------|-------------------------|-------|
| 1 <sup>st</sup>  | Zao Town                | 100.0 |
| 2 <sup>nd</sup>  | Kakuda City             | 97.8  |
| 3 <sup>rd</sup>  | Wakuya Town             | 95.4  |
| 4 <sup>th</sup>  | Shikama Town            | 93.8  |
| 5 <sup>th</sup>  | Marumori Town           | 93.8  |
| 6 <sup>th</sup>  | Yamamoto Town           | 92.0  |
| 7 <sup>th</sup>  | Osaki City              | 91.9  |
| 8 <sup>th</sup>  | Tomiya City             | 91.6  |
| 9 <sup>th</sup>  | Misato Town             | 91.4  |
| 10 <sup>th</sup> | Kami Town               | 90.9  |
| 11 <sup>th</sup> | Shichikashuku Town      | 90.7  |
| 12 <sup>th</sup> | Ogawara Town            | 90.7  |
| 13 <sup>th</sup> | Taiwa Town              | 90.1  |
| 14 <sup>th</sup> | Minami-Sanriku Town     | 89.0  |
| 15 <sup>th</sup> | Osato Town              | 88.7  |
| 16 <sup>th</sup> | Higashi-Matsushima City | 87.7  |
| 17 <sup>th</sup> | Watari Town             | 87.6  |
| 18 <sup>th</sup> | Kawasaki Town           | 86.7  |

| Ranking          | Municipalities    | %    |
|------------------|-------------------|------|
| 19 <sup>th</sup> | Murata Town       | 86.4 |
| 20 <sup>th</sup> | Kurihara City     | 86.3 |
| 21 <sup>st</sup> | Onagawa Town      | 86.1 |
| 22 <sup>nd</sup> | Iwanuma City      | 85.7 |
| 23 <sup>rd</sup> | Shiroishi City    | 84.7 |
| 24 <sup>th</sup> | Sendai City       | 83.9 |
| 25 <sup>th</sup> | Matsushima Town   | 83.6 |
| 26 <sup>th</sup> | Shichigahama Town | 82.7 |
| 27 <sup>th</sup> | Rifu Town         | 81.7 |
| 28 <sup>th</sup> | Ishinomaki City   | 80.9 |
| 29 <sup>th</sup> | Tome City         | 80.4 |
| 30 <sup>th</sup> | Shibata Town      | 80.0 |
| 31 <sup>st</sup> | Kesennuma City    | 79.0 |
| 32 <sup>nd</sup> | Natori City       | 79.0 |
| 33 <sup>rd</sup> | Tagajo City       | 78.5 |
| 34 <sup>th</sup> | Ohira Village     | 73.5 |
| 35 <sup>th</sup> | Shiogama City     | 53.1 |

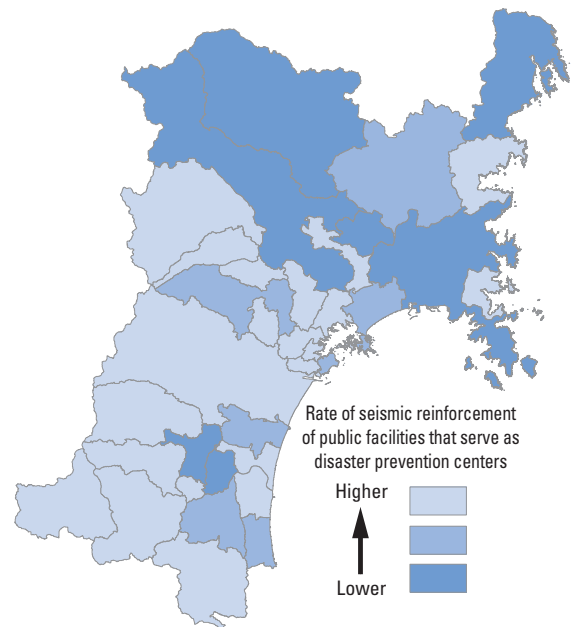




## F12 Rate of seismic reinforcement of public facilities that serve as disaster prevention centers

| Ranking         | Municipalities      | %     |
|-----------------|---------------------|-------|
| 1 <sup>st</sup> | Zao Town            | 100.0 |
| 1 <sup>st</sup> | Shikama Town        | 100.0 |
| 1 <sup>st</sup> | Marumori Town       | 100.0 |
| 1 <sup>st</sup> | Tomiya City         | 100.0 |
| 1 <sup>st</sup> | Misato Town         | 100.0 |
| 1 <sup>st</sup> | Kami Town           | 100.0 |
| 1 <sup>st</sup> | Shichikashuku Town  | 100.0 |
| 1 <sup>st</sup> | Ogawara Town        | 100.0 |
| 1 <sup>st</sup> | Minami-Sanriku Town | 100.0 |
| 1 <sup>st</sup> | Osato Town          | 100.0 |
| 1 <sup>st</sup> | Watari Town         | 100.0 |
| 1 <sup>st</sup> | Kawasaki Town       | 100.0 |
| 1 <sup>st</sup> | Onagawa Town        | 100.0 |
| 1 <sup>st</sup> | Iwanuma City        | 100.0 |
| 1 <sup>st</sup> | Shiroishi City      | 100.0 |
| 1 <sup>st</sup> | Sendai City         | 100.0 |
| 1 <sup>st</sup> | Matsushima Town     | 100.0 |
| 1 <sup>st</sup> | Rifu Town           | 100.0 |

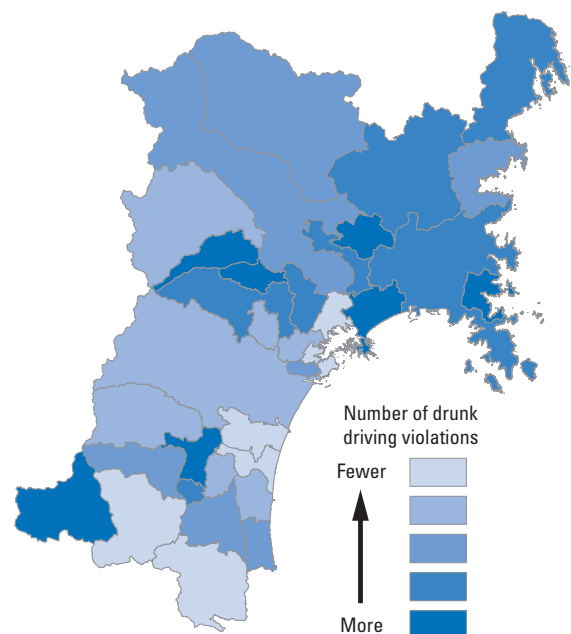
| Ranking          | Municipalities          | %     |
|------------------|-------------------------|-------|
| 1 <sup>st</sup>  | Tagajo City             | 100.0 |
| 1 <sup>st</sup>  | Ohira Village           | 100.0 |
| 1 <sup>st</sup>  | Shiogama City           | 100.0 |
| 22 <sup>nd</sup> | Tome City               | 99.5  |
| 23 <sup>rd</sup> | Taiwa Town              | 98.1  |
| 24 <sup>th</sup> | Shichigahama Town       | 97.4  |
| 25 <sup>th</sup> | Higashi-Matsushima City | 97.3  |
| 26 <sup>th</sup> | Kakuda City             | 95.7  |
| 26 <sup>th</sup> | Yamamoto Town           | 95.7  |
| 28 <sup>th</sup> | Natori City             | 95.5  |
| 29 <sup>th</sup> | Kurihara City           | 95.2  |
| 30 <sup>th</sup> | Wakuya Town             | 95.1  |
| 31 <sup>st</sup> | Ishinomaki City         | 91.0  |
| 32 <sup>nd</sup> | Osaki City              | 90.5  |
| 33 <sup>rd</sup> | Shibata Town            | 87.5  |
| 34 <sup>th</sup> | Kesennuma City          | 85.1  |
| 35 <sup>th</sup> | Murata Town             | 69.6  |



## F13 Number of drunk driving violations (per 10,000 license holders)

| Ranking          | Municipalities      | —   |
|------------------|---------------------|-----|
| 1 <sup>st</sup>  | Iwanuma City        | 0.7 |
| 2 <sup>nd</sup>  | Marumori Town       | 1.1 |
| 2 <sup>nd</sup>  | Matsushima Town     | 1.1 |
| 4 <sup>th</sup>  | Shiogama City       | 1.2 |
| 5 <sup>th</sup>  | Shiroishi City      | 1.3 |
| 5 <sup>th</sup>  | Natori City         | 1.3 |
| 7 <sup>th</sup>  | Shichigahama Town   | 1.5 |
| 8 <sup>th</sup>  | Kawasaki Town       | 1.6 |
| 8 <sup>th</sup>  | Rifu Town           | 1.6 |
| 8 <sup>th</sup>  | Shibata Town        | 1.6 |
| 11 <sup>th</sup> | Tomiya City         | 1.9 |
| 11 <sup>th</sup> | Kami Town           | 1.9 |
| 11 <sup>th</sup> | Sendai City         | 1.9 |
| 14 <sup>th</sup> | Watari Town         | 2.1 |
| 15 <sup>th</sup> | Minami-Sanriku Town | 2.3 |
| 16 <sup>th</sup> | Zao Town            | 2.4 |
| 17 <sup>th</sup> | Kurihara City       | 2.6 |
| 18 <sup>th</sup> | Kakuda City         | 3.0 |

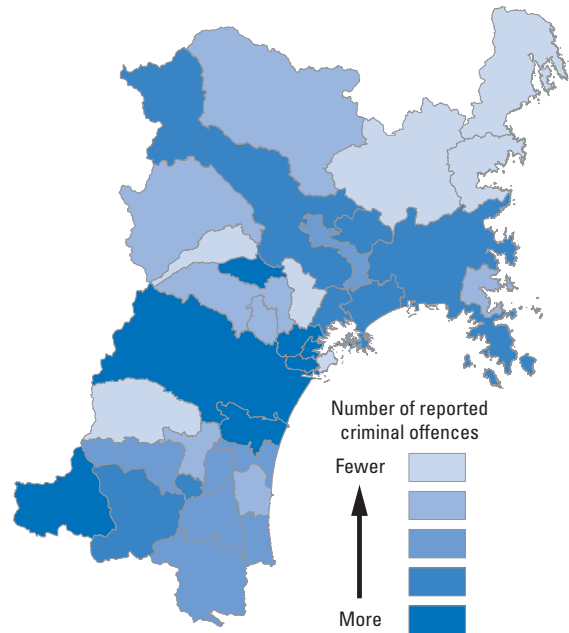
| Ranking          | Municipalities          | —    |
|------------------|-------------------------|------|
| 19 <sup>th</sup> | Osaki City              | 3.2  |
| 20 <sup>th</sup> | Tagajo City             | 3.4  |
| 21 <sup>st</sup> | Yamamoto Town           | 3.5  |
| 22 <sup>nd</sup> | Osato Town              | 3.6  |
| 22 <sup>nd</sup> | Taiwa Town              | 3.6  |
| 24 <sup>th</sup> | Ogawara Town            | 3.7  |
| 24 <sup>th</sup> | Ishinomaki City         | 3.7  |
| 26 <sup>th</sup> | Tome City               | 3.9  |
| 27 <sup>th</sup> | Misato Town             | 4.1  |
| 27 <sup>th</sup> | Kesennuma City          | 4.1  |
| 29 <sup>th</sup> | Higashi-Matsushima City | 4.4  |
| 30 <sup>th</sup> | Ohira Village           | 4.9  |
| 31 <sup>st</sup> | Wakuya Town             | 5.4  |
| 32 <sup>nd</sup> | Shikama Town            | 6.2  |
| 33 <sup>rd</sup> | Murata Town             | 6.6  |
| 34 <sup>th</sup> | Onagawa Town            | 10.1 |
| 35 <sup>th</sup> | Shichikashuku Town      | 12.1 |



### F14 Number of reported criminal offences (per 1,000 population)

| Ranking          | Municipalities      | —    |
|------------------|---------------------|------|
| 1 <sup>st</sup>  | Shikama Town        | 2.11 |
| 2 <sup>nd</sup>  | Shichigahama Town   | 2.96 |
| 3 <sup>rd</sup>  | Kesennuma City      | 3.26 |
| 4 <sup>th</sup>  | Minami-Sanriku Town | 3.32 |
| 5 <sup>th</sup>  | Kawasaki Town       | 3.56 |
| 6 <sup>th</sup>  | Osato Town          | 3.76 |
| 7 <sup>th</sup>  | Tome City           | 4.02 |
| 8 <sup>th</sup>  | Onagawa Town        | 4.04 |
| 9 <sup>th</sup>  | Kami Town           | 4.22 |
| 10 <sup>th</sup> | Murata Town         | 4.39 |
| 11 <sup>th</sup> | Tomiya City         | 4.67 |
| 12 <sup>th</sup> | Kurihara City       | 5.18 |
| 13 <sup>th</sup> | Taiwa Town          | 5.24 |
| 14 <sup>th</sup> | Watari Town         | 5.25 |
| 15 <sup>th</sup> | Zao Town            | 5.66 |
| 16 <sup>th</sup> | Marumori Town       | 5.75 |
| 17 <sup>th</sup> | Misato Town         | 6.07 |
| 18 <sup>th</sup> | Yamamoto Town       | 6.16 |

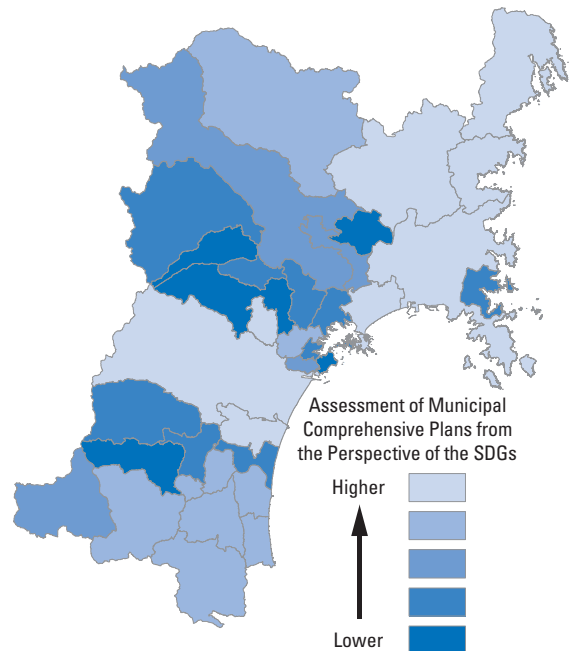
| Ranking          | Municipalities          | —     |
|------------------|-------------------------|-------|
| 19 <sup>th</sup> | Kakuda City             | 6.16  |
| 20 <sup>th</sup> | Iwanuma City            | 6.36  |
| 21 <sup>st</sup> | Shibata Town            | 6.44  |
| 22 <sup>nd</sup> | Wakuya Town             | 6.48  |
| 23 <sup>rd</sup> | Matsushima Town         | 6.67  |
| 24 <sup>th</sup> | Ishinomaki City         | 6.82  |
| 25 <sup>th</sup> | Osaki City              | 7.11  |
| 26 <sup>th</sup> | Ogawara Town            | 7.25  |
| 27 <sup>th</sup> | Higashi-Matsushima City | 7.37  |
| 28 <sup>th</sup> | Shiroishi City          | 7.52  |
| 29 <sup>th</sup> | Rifu Town               | 7.72  |
| 30 <sup>th</sup> | Sendai City             | 7.98  |
| 31 <sup>st</sup> | Shiogama City           | 7.99  |
| 32 <sup>nd</sup> | Natori City             | 8.04  |
| 33 <sup>rd</sup> | Tagajo City             | 9.71  |
| 34 <sup>th</sup> | Ohira Village           | 10.43 |
| 35 <sup>th</sup> | Shichikashuku Town      | 13.18 |



### G1 Assessment of Municipal Comprehensive Plans from the Perspective of the SDGs (assessment by Indicator Team)

| Ranking          | Municipalities          | Score |
|------------------|-------------------------|-------|
| 1 <sup>st</sup>  | Kesennuma City          | 0.87  |
| 1 <sup>st</sup>  | Tomiya City             | 0.87  |
| 3 <sup>rd</sup>  | Natori City             | 0.84  |
| 3 <sup>rd</sup>  | Tome City               | 0.84  |
| 5 <sup>th</sup>  | Sendai City             | 0.81  |
| 5 <sup>th</sup>  | Ishinomaki City         | 0.81  |
| 5 <sup>th</sup>  | Higashi-Matsushima City | 0.81  |
| 5 <sup>th</sup>  | Minami-Sanriku Town     | 0.81  |
| 9 <sup>th</sup>  | Rifu Town               | 0.78  |
| 10 <sup>th</sup> | Shiroishi City          | 0.75  |
| 10 <sup>th</sup> | Kakuda City             | 0.75  |
| 10 <sup>th</sup> | Marumori Town           | 0.75  |
| 13 <sup>th</sup> | Kurihara City           | 0.69  |
| 13 <sup>th</sup> | Ogawara Town            | 0.69  |
| 13 <sup>th</sup> | Shibata Town            | 0.69  |
| 13 <sup>th</sup> | Watari Town             | 0.69  |
| 13 <sup>th</sup> | Yamamoto Town           | 0.69  |
| 18 <sup>th</sup> | Tagajo City             | 0.66  |

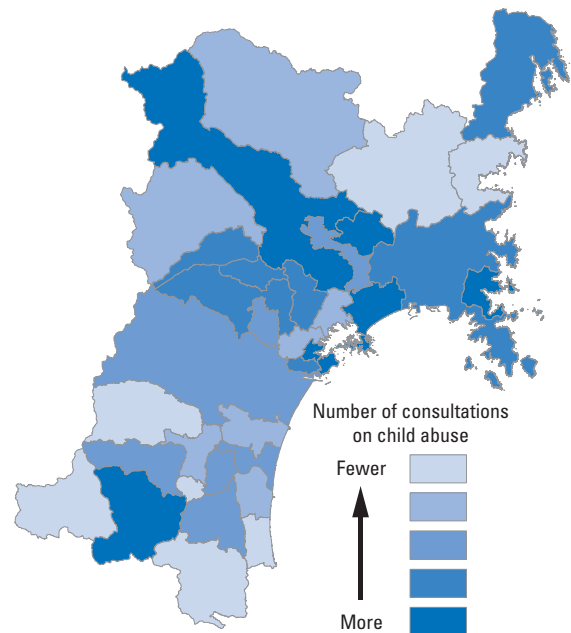
| Ranking          | Municipalities     | Score |
|------------------|--------------------|-------|
| 18 <sup>th</sup> | Osaki City         | 0.66  |
| 18 <sup>th</sup> | Shichikashuku Town | 0.66  |
| 18 <sup>th</sup> | Misato Town        | 0.66  |
| 22 <sup>nd</sup> | Matsushima Town    | 0.63  |
| 22 <sup>nd</sup> | Onagawa Town       | 0.63  |
| 24 <sup>th</sup> | Shiogama City      | 0.60  |
| 24 <sup>th</sup> | Ohira Village      | 0.60  |
| 26 <sup>th</sup> | Kami Town          | 0.57  |
| 27 <sup>th</sup> | Iwanuma City       | 0.54  |
| 27 <sup>th</sup> | Murata Town        | 0.54  |
| 27 <sup>th</sup> | Kawasaki Town      | 0.54  |
| 27 <sup>th</sup> | Osato Town         | 0.54  |
| 31 <sup>st</sup> | Zao Town           | 0.51  |
| 31 <sup>st</sup> | Shichigahama Town  | 0.51  |
| 31 <sup>st</sup> | Shikama Town       | 0.51  |
| 34 <sup>th</sup> | Taiwa Town         | 0.48  |
| 34 <sup>th</sup> | Wakuya Town        | 0.48  |



## G2 Number of consultations on child abuse (per 1,000 population)

| Ranking          | Municipalities      | —     |
|------------------|---------------------|-------|
| 1 <sup>st</sup>  | Shichikashuku Town  | 0.000 |
| 2 <sup>nd</sup>  | Marumori Town       | 0.114 |
| 3 <sup>rd</sup>  | Kawasaki Town       | 0.331 |
| 4 <sup>th</sup>  | Minami-Sanriku Town | 0.348 |
| 5 <sup>th</sup>  | Yamamoto Town       | 0.391 |
| 6 <sup>th</sup>  | Ogawara Town        | 0.474 |
| 7 <sup>th</sup>  | Tome City           | 0.532 |
| 8 <sup>th</sup>  | Watari Town         | 0.578 |
| 9 <sup>th</sup>  | Matsushima Town     | 0.591 |
| 10 <sup>th</sup> | Rifu Town           | 0.609 |
| 11 <sup>th</sup> | Murata Town         | 0.626 |
| 12 <sup>th</sup> | Kami Town           | 0.626 |
| 13 <sup>th</sup> | Kurihara City       | 0.637 |
| 14 <sup>th</sup> | Natori City         | 0.690 |
| 15 <sup>th</sup> | Shibata Town        | 0.692 |
| 16 <sup>th</sup> | Zao Town            | 0.703 |
| 17 <sup>th</sup> | Misato Town         | 0.713 |
| 18 <sup>th</sup> | Tomia City          | 0.715 |

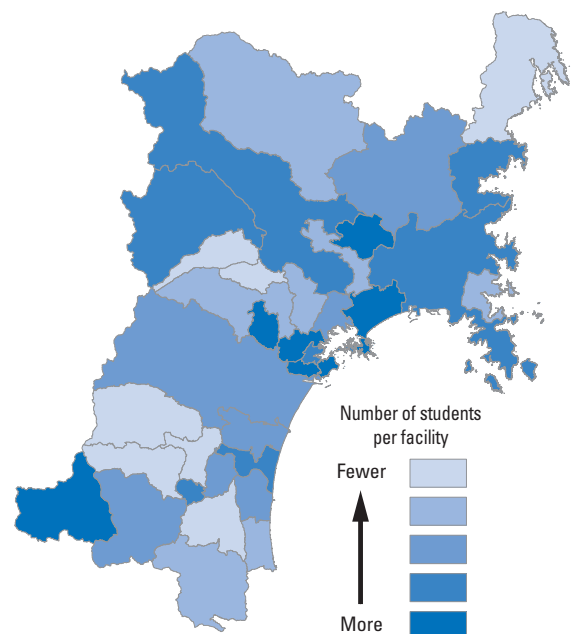
| Ranking          | Municipalities          | —     |
|------------------|-------------------------|-------|
| 19 <sup>th</sup> | Sendai City             | 0.751 |
| 20 <sup>th</sup> | Kakuda City             | 0.752 |
| 21 <sup>st</sup> | Iwanuma City            | 0.758 |
| 22 <sup>nd</sup> | Ohira Village           | 0.765 |
| 23 <sup>rd</sup> | Kesenuma City           | 0.776 |
| 24 <sup>th</sup> | Tagajo City             | 0.784 |
| 25 <sup>th</sup> | Shikama Town            | 0.789 |
| 26 <sup>th</sup> | Ishinomaki City         | 0.800 |
| 27 <sup>th</sup> | Osato Town              | 0.847 |
| 28 <sup>th</sup> | Taiwa Town              | 0.853 |
| 29 <sup>th</sup> | Higashi-Matsushima City | 0.853 |
| 30 <sup>th</sup> | Shiogama City           | 0.865 |
| 31 <sup>st</sup> | Onagawa Town            | 0.887 |
| 32 <sup>nd</sup> | Shiroishi City          | 0.968 |
| 33 <sup>rd</sup> | Shichigahama Town       | 0.977 |
| 34 <sup>th</sup> | Wakuya Town             | 1.025 |
| 35 <sup>th</sup> | Osaki City              | 1.049 |



## G3 Number of places for children to spend time outside school (number of elementary, junior high, and high school students per facility)

| Ranking          | Municipalities  | Students |
|------------------|-----------------|----------|
| 1 <sup>st</sup>  | Zao Town        | 316      |
| 2 <sup>nd</sup>  | Murata Town     | 487      |
| 3 <sup>rd</sup>  | Kesenuma City   | 524      |
| 4 <sup>th</sup>  | Kawasaki Town   | 525      |
| 5 <sup>th</sup>  | Ohira Village   | 527      |
| 6 <sup>th</sup>  | Shikama Town    | 533      |
| 7 <sup>th</sup>  | Kakuda City     | 581      |
| 8 <sup>th</sup>  | Osato Town      | 582      |
| 9 <sup>th</sup>  | Onagawa Town    | 598      |
| 10 <sup>th</sup> | Taiwa Town      | 647      |
| 11 <sup>th</sup> | Misato Town     | 677      |
| 12 <sup>th</sup> | Yamamoto Town   | 684      |
| 13 <sup>th</sup> | Marumori Town   | 765      |
| 14 <sup>th</sup> | Kurihara City   | 780      |
| 15 <sup>th</sup> | Matsushima Town | 800      |
| 16 <sup>th</sup> | Sendai City     | 919      |
| 17 <sup>th</sup> | Watari Town     | 1,000    |
| 18 <sup>th</sup> | Tome City       | 1,014    |

| Ranking          | Municipalities          | Students |
|------------------|-------------------------|----------|
| 19 <sup>th</sup> | Shibata Town            | 1,120    |
| 20 <sup>th</sup> | Shiroishi City          | 1,126    |
| 21 <sup>st</sup> | Natori City             | 1,206    |
| 22 <sup>nd</sup> | Ogawara Town            | 1,319    |
| 23 <sup>rd</sup> | Osaki City              | 1,352    |
| 24 <sup>th</sup> | Shiogama City           | 1,408    |
| 25 <sup>th</sup> | Minami-Sanriku Town     | 1,500    |
| 26 <sup>th</sup> | Iwanuma City            | 1,536    |
| 27 <sup>th</sup> | Kami Town               | 1,579    |
| 28 <sup>th</sup> | Ishinomaki City         | 1,928    |
| 29 <sup>th</sup> | Wakuya Town             | 2,024    |
| 30 <sup>th</sup> | Shichigahama Town       | 2,662    |
| 31 <sup>st</sup> | Tomia City              | 2,932    |
| 32 <sup>nd</sup> | Tagajo City             | 3,312    |
| 33 <sup>rd</sup> | Rifu Town               | 3,362    |
| 34 <sup>th</sup> | Higashi-Matsushima City | 6,206    |
| 35 <sup>th</sup> | Shichikashuku Town      | —        |

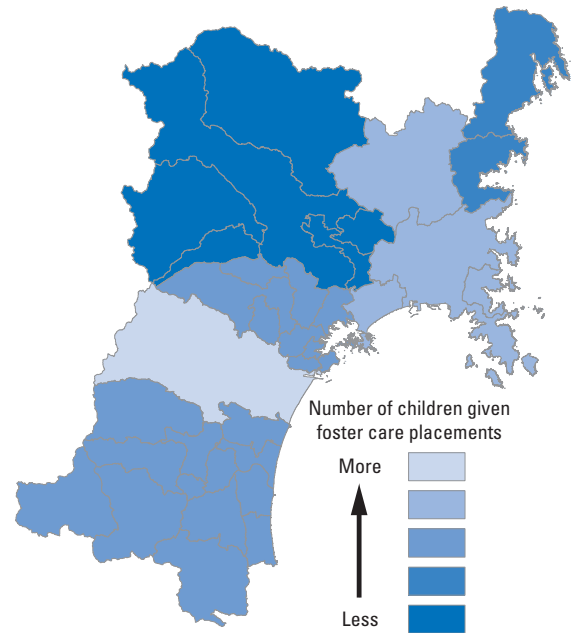


\* No such facility in Shichikashuku

### G4 Number of children given foster care placements

| Ranking         | Municipalities          | —  |
|-----------------|-------------------------|----|
| 1 <sup>st</sup> | Sendai City             | 86 |
| 2 <sup>nd</sup> | Ishinomaki City         | 37 |
| 2 <sup>nd</sup> | Tome City               | 37 |
| 2 <sup>nd</sup> | Higashi-Matsushima City | 37 |
| 2 <sup>nd</sup> | Onagawa Town            | 37 |
| 6 <sup>th</sup> | Shiogama City           | 35 |
| 6 <sup>th</sup> | Shiroishi City          | 35 |
| 6 <sup>th</sup> | Natori City             | 35 |
| 6 <sup>th</sup> | Kakuda City             | 35 |
| 6 <sup>th</sup> | Tagajo City             | 35 |
| 6 <sup>th</sup> | Iwanuma City            | 35 |
| 6 <sup>th</sup> | Tomiya City             | 35 |
| 6 <sup>th</sup> | Zao Town                | 35 |
| 6 <sup>th</sup> | Shichikashuku Town      | 35 |
| 6 <sup>th</sup> | Ogawara Town            | 35 |
| 6 <sup>th</sup> | Murata Town             | 35 |
| 6 <sup>th</sup> | Shibata Town            | 35 |
| 6 <sup>th</sup> | Kawasaki Town           | 35 |

| Ranking          | Municipalities      | —  |
|------------------|---------------------|----|
| 6 <sup>th</sup>  | Marumori Town       | 35 |
| 6 <sup>th</sup>  | Watari Town         | 35 |
| 6 <sup>th</sup>  | Yamamoto Town       | 35 |
| 6 <sup>th</sup>  | Matsushima Town     | 35 |
| 6 <sup>th</sup>  | Shichigahama Town   | 35 |
| 6 <sup>th</sup>  | Rifu Town           | 35 |
| 6 <sup>th</sup>  | Taiwa Town          | 35 |
| 6 <sup>th</sup>  | Osato Town          | 35 |
| 6 <sup>th</sup>  | Ohira Village       | 35 |
| 28 <sup>th</sup> | Kesennuma City      | 10 |
| 28 <sup>th</sup> | Minami-Sanriku Town | 10 |
| 30 <sup>th</sup> | Kurihara City       | 8  |
| 30 <sup>th</sup> | Osaki City          | 8  |
| 30 <sup>th</sup> | Shikama Town        | 8  |
| 30 <sup>th</sup> | Kami Town           | 8  |
| 30 <sup>th</sup> | Wakuya Town         | 8  |
| 30 <sup>th</sup> | Misato Town         | 8  |

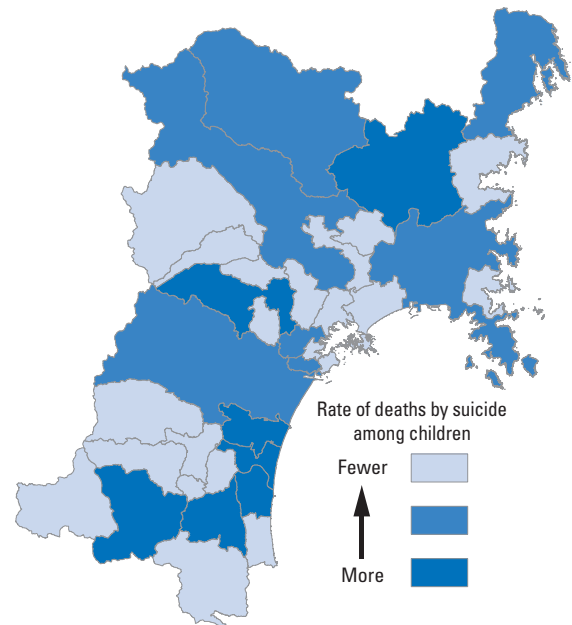


\* For each Child Consultation Center jurisdiction

### G5 Rate of deaths by suicide among children (aged under 18) (per 10,000 population)

| Ranking         | Municipalities          | —    |
|-----------------|-------------------------|------|
| 1 <sup>st</sup> | Higashi-Matsushima City | 0.00 |
| 1 <sup>st</sup> | Zao Town                | 0.00 |
| 1 <sup>st</sup> | Murata Town             | 0.00 |
| 1 <sup>st</sup> | Kawasaki Town           | 0.00 |
| 1 <sup>st</sup> | Ohira Village           | 0.00 |
| 1 <sup>st</sup> | Shikama Town            | 0.00 |
| 1 <sup>st</sup> | Osato Town              | 0.00 |
| 1 <sup>st</sup> | Onagawa Town            | 0.00 |
| 1 <sup>st</sup> | Misato Town             | 0.00 |
| 1 <sup>st</sup> | Yamamoto Town           | 0.00 |
| 1 <sup>st</sup> | Marumori Town           | 0.00 |
| 1 <sup>st</sup> | Matsushima Town         | 0.00 |
| 1 <sup>st</sup> | Shibata Town            | 0.00 |
| 1 <sup>st</sup> | Ogawara Town            | 0.00 |
| 1 <sup>st</sup> | Shiogama City           | 0.00 |
| 1 <sup>st</sup> | Minami-Sanriku Town     | 0.00 |
| 1 <sup>st</sup> | Kami Town               | 0.00 |
| 1 <sup>st</sup> | Wakuya Town             | 0.00 |

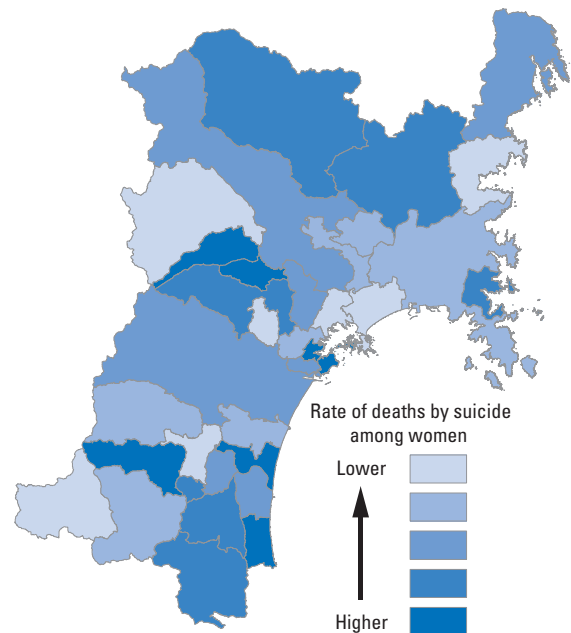
| Ranking          | Municipalities     | —    |
|------------------|--------------------|------|
| 1 <sup>st</sup>  | Shichigahama Town  | 0.00 |
| 1 <sup>st</sup>  | Tomiya City        | 0.00 |
| 1 <sup>st</sup>  | Shichikashuku Town | 0.00 |
| 22 <sup>nd</sup> | Ishinomaki City    | 0.17 |
| 23 <sup>rd</sup> | Kurihara City      | 0.20 |
| 24 <sup>th</sup> | Kesennuma City     | 0.21 |
| 25 <sup>th</sup> | Osaki City         | 0.26 |
| 26 <sup>th</sup> | Rifu Town          | 0.27 |
| 27 <sup>th</sup> | Sendai City        | 0.29 |
| 28 <sup>th</sup> | Tagajo City        | 0.33 |
| 29 <sup>th</sup> | Taiwa Town         | 0.35 |
| 30 <sup>th</sup> | Kakuda City        | 0.42 |
| 31 <sup>st</sup> | Tome City          | 0.45 |
| 32 <sup>nd</sup> | Iwanuma City       | 0.47 |
| 33 <sup>rd</sup> | Natori City        | 0.62 |
| 34 <sup>th</sup> | Shiroishi City     | 0.75 |
| 35 <sup>th</sup> | Watari Town        | 1.03 |



## G6 Rate of deaths by suicide among women (per 10,000 population)

| Ranking          | Municipalities          | —    |
|------------------|-------------------------|------|
| 1 <sup>st</sup>  | Minami-Sanriku Town     | 0.00 |
| 1 <sup>st</sup>  | Shichikashuku Town      | 0.00 |
| 3 <sup>rd</sup>  | Murata Town             | 0.36 |
| 4 <sup>th</sup>  | Matsushima Town         | 0.53 |
| 5 <sup>th</sup>  | Tomiya City             | 0.60 |
| 6 <sup>th</sup>  | Kami Town               | 0.64 |
| 7 <sup>th</sup>  | Higashi-Matsushima City | 0.68 |
| 8 <sup>th</sup>  | Wakuya Town             | 0.69 |
| 9 <sup>th</sup>  | Rifu Town               | 0.76 |
| 10 <sup>th</sup> | Ishinomaki City         | 0.79 |
| 11 <sup>th</sup> | Natori City             | 0.86 |
| 12 <sup>th</sup> | Kawasaki Town           | 0.87 |
| 13 <sup>th</sup> | Shiroishi City          | 0.88 |
| 14 <sup>th</sup> | Misato Town             | 0.93 |
| 15 <sup>th</sup> | Osato Town              | 0.94 |
| 16 <sup>th</sup> | Sendai City             | 1.00 |
| 17 <sup>th</sup> | Osaki City              | 1.03 |
| 18 <sup>th</sup> | Watari Town             | 1.04 |

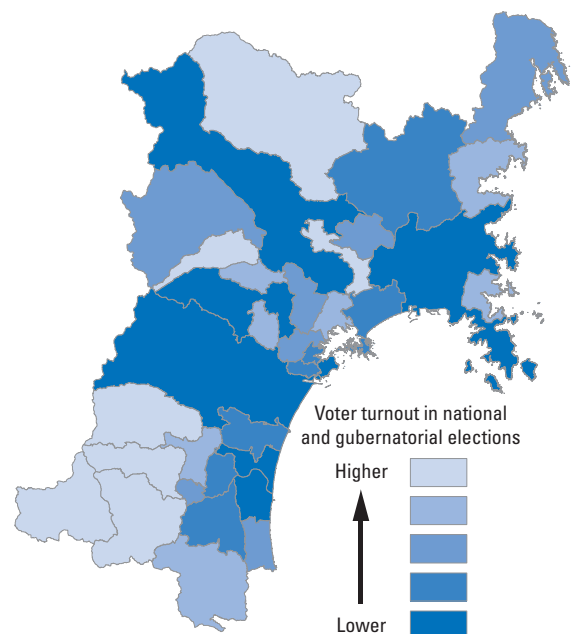
| Ranking          | Municipalities    | —    |
|------------------|-------------------|------|
| 19 <sup>th</sup> | Shibata Town      | 1.04 |
| 20 <sup>th</sup> | Kesenuma City     | 1.06 |
| 21 <sup>st</sup> | Tagajo City       | 1.09 |
| 22 <sup>nd</sup> | Marumori Town     | 1.12 |
| 23 <sup>rd</sup> | Taiwa Town        | 1.15 |
| 24 <sup>th</sup> | Onagawa Town      | 1.19 |
| 25 <sup>th</sup> | Kakuda City       | 1.31 |
| 26 <sup>th</sup> | Ogawara Town      | 1.32 |
| 27 <sup>th</sup> | Kurihara City     | 1.32 |
| 28 <sup>th</sup> | Tome City         | 1.33 |
| 29 <sup>th</sup> | Shichigahama Town | 1.46 |
| 30 <sup>th</sup> | Iwanuma City      | 1.52 |
| 31 <sup>st</sup> | Shiogama City     | 1.53 |
| 32 <sup>nd</sup> | Yamamoto Town     | 1.60 |
| 33 <sup>rd</sup> | Ohira Village     | 2.05 |
| 34 <sup>th</sup> | Shikama Town      | 2.20 |
| 35 <sup>th</sup> | Zao Town          | 2.24 |



## H1 Voter turnout in national and gubernatorial elections

| Ranking          | Municipalities      | %     |
|------------------|---------------------|-------|
| 1 <sup>st</sup>  | Shichikashuku Town  | 69.02 |
| 2 <sup>nd</sup>  | Shikama Town        | 61.40 |
| 3 <sup>rd</sup>  | Kurihara City       | 59.06 |
| 4 <sup>th</sup>  | Kawasaki Town       | 59.01 |
| 5 <sup>th</sup>  | Shiroishi City      | 58.83 |
| 6 <sup>th</sup>  | Zao Town            | 57.69 |
| 7 <sup>th</sup>  | Misato Town         | 57.07 |
| 8 <sup>th</sup>  | Minami-Sanriku Town | 56.88 |
| 9 <sup>th</sup>  | Matsushima Town     | 56.86 |
| 10 <sup>th</sup> | Murata Town         | 56.76 |
| 11 <sup>th</sup> | Onagawa Town        | 56.42 |
| 12 <sup>th</sup> | Marumori Town       | 56.18 |
| 13 <sup>th</sup> | Tomiya City         | 55.64 |
| 14 <sup>th</sup> | Ohira Village       | 55.01 |
| 15 <sup>th</sup> | Osato Town          | 54.86 |
| 16 <sup>th</sup> | Yamamoto Town       | 54.77 |
| 17 <sup>th</sup> | Ogawara Town        | 54.69 |
| 18 <sup>th</sup> | Wakuya Town         | 54.52 |

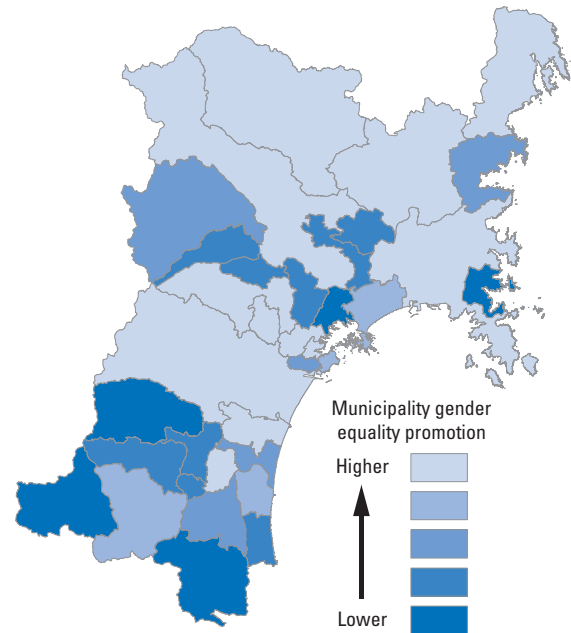
| Ranking          | Municipalities          | %     |
|------------------|-------------------------|-------|
| 19 <sup>th</sup> | Kesenuma City           | 54.40 |
| 20 <sup>th</sup> | Kami Town               | 54.01 |
| 21 <sup>st</sup> | Rifu Town               | 53.98 |
| 22 <sup>nd</sup> | Higashi-Matsushima City | 53.63 |
| 23 <sup>rd</sup> | Tagajo City             | 53.41 |
| 24 <sup>th</sup> | Kakuda City             | 53.34 |
| 25 <sup>th</sup> | Shibata Town            | 52.81 |
| 26 <sup>th</sup> | Shiogama City           | 52.67 |
| 27 <sup>th</sup> | Tome City               | 52.57 |
| 28 <sup>th</sup> | Natori City             | 52.49 |
| 29 <sup>th</sup> | Shichigahama Town       | 52.38 |
| 30 <sup>th</sup> | Iwanuma City            | 51.52 |
| 31 <sup>st</sup> | Sendai City             | 51.28 |
| 32 <sup>nd</sup> | Taiwa Town              | 51.23 |
| 33 <sup>rd</sup> | Watari Town             | 50.82 |
| 34 <sup>th</sup> | Osaki City              | 50.21 |
| 35 <sup>th</sup> | Ishinomaki City         | 49.33 |



## H2 Municipality gender equality promotion (assessment by Indicator Team)

| Ranking          | Municipalities          | Score |
|------------------|-------------------------|-------|
| 1 <sup>st</sup>  | Osaki City              | 95    |
| 1 <sup>st</sup>  | Ishinomaki City         | 95    |
| 3 <sup>rd</sup>  | Kurihara City           | 85    |
| 3 <sup>rd</sup>  | Tome City               | 85    |
| 3 <sup>rd</sup>  | Natori City             | 85    |
| 3 <sup>rd</sup>  | Sendai City             | 85    |
| 7 <sup>th</sup>  | Tomiya City             | 80    |
| 7 <sup>th</sup>  | Kesenuma City           | 80    |
| 7 <sup>th</sup>  | Rifu Town               | 80    |
| 7 <sup>th</sup>  | Shibata Town            | 80    |
| 7 <sup>th</sup>  | Shiogama City           | 80    |
| 7 <sup>th</sup>  | Taiwa Town              | 80    |
| 13 <sup>th</sup> | Watari Town             | 75    |
| 14 <sup>th</sup> | Shiroishi City          | 70    |
| 14 <sup>th</sup> | Higashi-Matsushima City | 70    |
| 14 <sup>th</sup> | Shichigahama Town       | 70    |
| 17 <sup>th</sup> | Minami-Sanriku Town     | 65    |
| 17 <sup>th</sup> | Kami Town               | 65    |

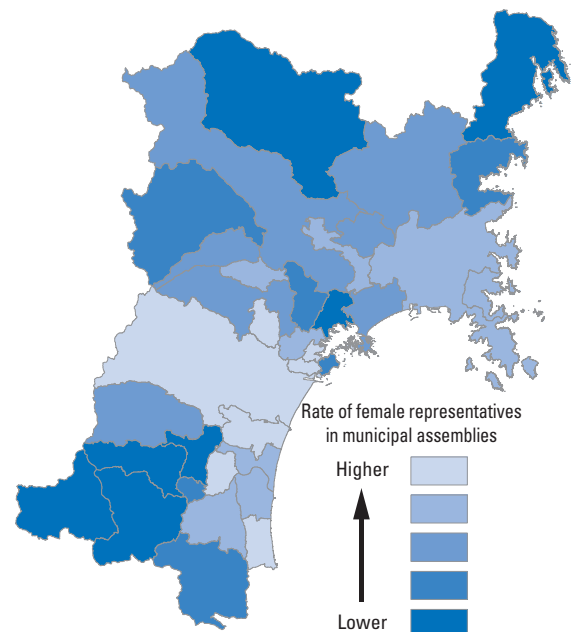
| Ranking          | Municipalities     | Score |
|------------------|--------------------|-------|
| 17 <sup>th</sup> | Kakuda City        | 65    |
| 17 <sup>th</sup> | Iwanuma City       | 65    |
| 21 <sup>st</sup> | Tagajo City        | 60    |
| 22 <sup>nd</sup> | Ohira Village      | 55    |
| 23 <sup>rd</sup> | Zao Town           | 50    |
| 24 <sup>th</sup> | Misato Town        | 45    |
| 24 <sup>th</sup> | Murata Town        | 45    |
| 24 <sup>th</sup> | Wakuya Town        | 45    |
| 27 <sup>th</sup> | Shikama Town       | 40    |
| 27 <sup>th</sup> | Osato Town         | 40    |
| 27 <sup>th</sup> | Yamamoto Town      | 40    |
| 27 <sup>th</sup> | Ogawara Town       | 40    |
| 31 <sup>st</sup> | Shichikashuku Town | 35    |
| 31 <sup>st</sup> | Kawasaki Town      | 35    |
| 31 <sup>st</sup> | Matsushima Town    | 35    |
| 31 <sup>st</sup> | Onagawa Town       | 35    |
| 31 <sup>st</sup> | Marumori Town      | 35    |



## H3 Rate of female representatives in municipal assemblies

| Ranking          | Municipalities          | %    |
|------------------|-------------------------|------|
| 1 <sup>st</sup>  | Shibata Town            | 33.3 |
| 2 <sup>nd</sup>  | Yamamoto Town           | 30.8 |
| 3 <sup>rd</sup>  | Natori City             | 23.8 |
| 4 <sup>th</sup>  | Sendai City             | 23.6 |
| 5 <sup>th</sup>  | Tomiya City             | 22.2 |
| 5 <sup>th</sup>  | Shiogama City           | 22.2 |
| 5 <sup>th</sup>  | Tagajo City             | 22.2 |
| 8 <sup>th</sup>  | Rifu Town               | 16.7 |
| 8 <sup>th</sup>  | Watari Town             | 16.7 |
| 8 <sup>th</sup>  | Iwanuma City            | 16.7 |
| 8 <sup>th</sup>  | Ohira Village           | 16.7 |
| 8 <sup>th</sup>  | Onagawa Town            | 16.7 |
| 13 <sup>th</sup> | Ishinomaki City         | 13.3 |
| 14 <sup>th</sup> | Kakuda City             | 12.5 |
| 14 <sup>th</sup> | Misato Town             | 12.5 |
| 16 <sup>th</sup> | Tome City               | 12.0 |
| 17 <sup>th</sup> | Taiwa Town              | 11.1 |
| 17 <sup>th</sup> | Higashi-Matsushima City | 11.1 |

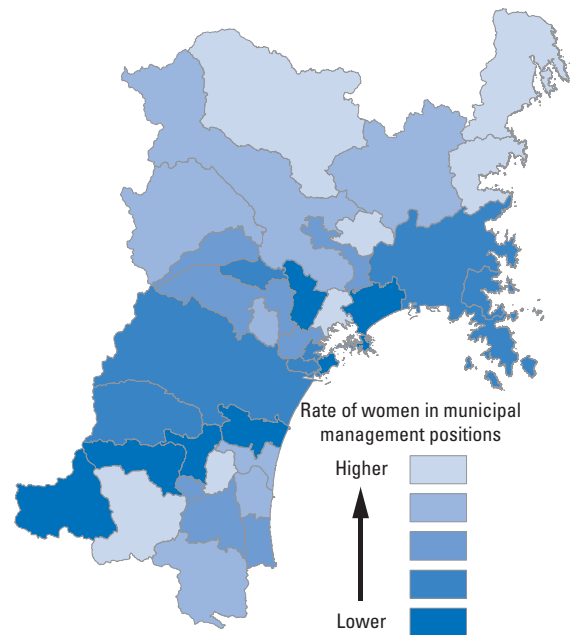
| Ranking          | Municipalities      | %    |
|------------------|---------------------|------|
| 19 <sup>th</sup> | Osaki City          | 10.3 |
| 20 <sup>th</sup> | Wakuya Town         | 7.7  |
| 20 <sup>th</sup> | Shikama Town        | 7.7  |
| 20 <sup>th</sup> | Kawasaki Town       | 7.7  |
| 23 <sup>rd</sup> | Shichigahama Town   | 7.1  |
| 23 <sup>rd</sup> | Osato Town          | 7.1  |
| 23 <sup>rd</sup> | Marumori Town       | 7.1  |
| 26 <sup>th</sup> | Ogawara Town        | 6.7  |
| 27 <sup>th</sup> | Minami-Sanriku Town | 6.3  |
| 28 <sup>th</sup> | Kami Town           | 5.6  |
| 29 <sup>th</sup> | Kesenuma City       | 4.2  |
| 30 <sup>th</sup> | Kurihara City       | 0.0  |
| 30 <sup>th</sup> | Shiroishi City      | 0.0  |
| 30 <sup>th</sup> | Zao Town            | 0.0  |
| 30 <sup>th</sup> | Murata Town         | 0.0  |
| 30 <sup>th</sup> | Shichikashuku Town  | 0.0  |
| 30 <sup>th</sup> | Matsushima Town     | 0.0  |



#### H4 Rate of women in municipal management positions

| Ranking          | Municipalities      | %    |
|------------------|---------------------|------|
| 1 <sup>st</sup>  | Matsushima Town     | 36.2 |
| 2 <sup>nd</sup>  | Wakuya Town         | 34.9 |
| 3 <sup>rd</sup>  | Kesenuma City       | 34.4 |
| 4 <sup>th</sup>  | Shiroishi City      | 32.6 |
| 5 <sup>th</sup>  | Minami-Sanriku Town | 30.8 |
| 6 <sup>th</sup>  | Shibata Town        | 30.3 |
| 7 <sup>th</sup>  | Kurihara City       | 28.2 |
| 8 <sup>th</sup>  | Tomiya City         | 27.7 |
| 9 <sup>th</sup>  | Watari Town         | 27.0 |
| 10 <sup>th</sup> | Iwanuma City        | 26.3 |
| 11 <sup>th</sup> | Tome City           | 25.1 |
| 12 <sup>th</sup> | Kami Town           | 25.0 |
| 13 <sup>th</sup> | Marumori Town       | 24.1 |
| 14 <sup>th</sup> | Osaki City          | 24.0 |
| 15 <sup>th</sup> | Misato Town         | 22.2 |
| 16 <sup>th</sup> | Ogawara Town        | 21.7 |
| 17 <sup>th</sup> | Taiwa Town          | 21.4 |
| 18 <sup>th</sup> | Kakuda City         | 21.2 |

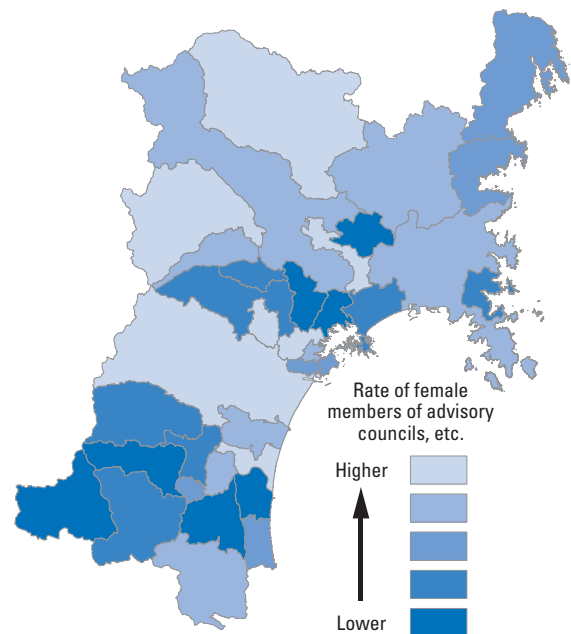
| Ranking          | Municipalities          | %    |
|------------------|-------------------------|------|
| 19 <sup>th</sup> | Rifu Town               | 21.1 |
| 20 <sup>th</sup> | Yamamoto Town           | 18.8 |
| 20 <sup>th</sup> | Shikama Town            | 18.8 |
| 22 <sup>nd</sup> | Kawasaki Town           | 18.5 |
| 23 <sup>rd</sup> | Ishinomaki City         | 16.9 |
| 24 <sup>th</sup> | Shiogama City           | 16.7 |
| 24 <sup>th</sup> | Ohira Village           | 16.7 |
| 24 <sup>th</sup> | Onagawa Town            | 16.7 |
| 27 <sup>th</sup> | Sendai City             | 15.5 |
| 28 <sup>th</sup> | Tagajo City             | 13.3 |
| 29 <sup>th</sup> | Natori City             | 10.6 |
| 30 <sup>th</sup> | Murata Town             | 10.0 |
| 30 <sup>th</sup> | Shichikashuku Town      | 10.0 |
| 32 <sup>nd</sup> | Zao Town                | 9.5  |
| 33 <sup>rd</sup> | Shichigahama Town       | 9.1  |
| 34 <sup>th</sup> | Higashi-Matsushima City | 2.6  |
| 35 <sup>th</sup> | Osato Town              | 0.0  |



#### H5 Rate of female members of advisory councils, etc.

| Ranking          | Municipalities    | %    |
|------------------|-------------------|------|
| 1 <sup>st</sup>  | Kurihara City     | 55.5 |
| 2 <sup>nd</sup>  | Tomiya City       | 50.0 |
| 3 <sup>rd</sup>  | Kami Town         | 42.7 |
| 4 <sup>th</sup>  | Iwanuma City      | 35.6 |
| 5 <sup>th</sup>  | Sendai City       | 34.3 |
| 6 <sup>th</sup>  | Misato Town       | 34.0 |
| 7 <sup>th</sup>  | Rifu Town         | 33.7 |
| 8 <sup>th</sup>  | Shibata Town      | 33.5 |
| 9 <sup>th</sup>  | Marumori Town     | 32.0 |
| 10 <sup>th</sup> | Shiogama City     | 31.6 |
| 11 <sup>th</sup> | Natori City       | 31.3 |
| 12 <sup>th</sup> | Shikama Town      | 30.3 |
| 13 <sup>th</sup> | Ishinomaki City   | 28.6 |
| 14 <sup>th</sup> | Tome City         | 28.3 |
| 14 <sup>th</sup> | Osaki City        | 28.3 |
| 16 <sup>th</sup> | Shichigahama Town | 27.2 |
| 17 <sup>th</sup> | Yamamoto Town     | 26.3 |
| 18 <sup>th</sup> | Ogawara Town      | 24.7 |

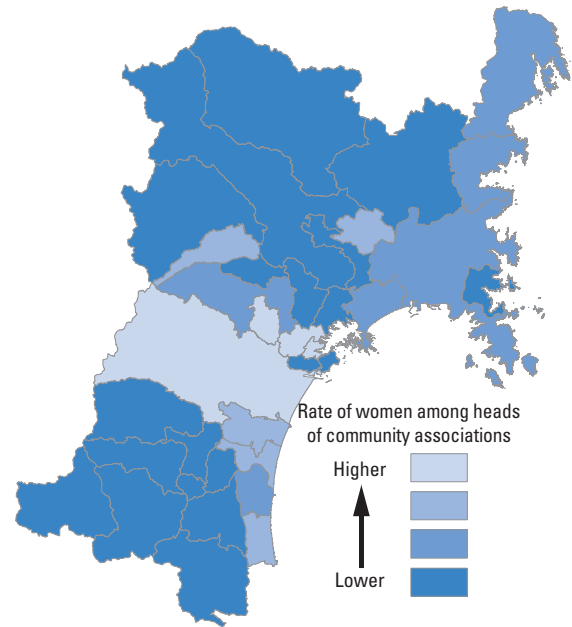
| Ranking          | Municipalities          | %    |
|------------------|-------------------------|------|
| 19 <sup>th</sup> | Tagajo City             | 24.4 |
| 20 <sup>th</sup> | Kesenuma City           | 24.2 |
| 20 <sup>th</sup> | Minami-Sanriku Town     | 24.2 |
| 22 <sup>nd</sup> | Onagawa Town            | 24.1 |
| 23 <sup>rd</sup> | Murata Town             | 23.6 |
| 23 <sup>rd</sup> | Higashi-Matsushima City | 23.6 |
| 25 <sup>th</sup> | Taiwa Town              | 23.2 |
| 26 <sup>th</sup> | Shiroishi City          | 22.9 |
| 27 <sup>th</sup> | Kawasaki Town           | 22.8 |
| 28 <sup>th</sup> | Ohira Village           | 22.5 |
| 29 <sup>th</sup> | Osato Town              | 21.6 |
| 30 <sup>th</sup> | Wakuya Town             | 20.2 |
| 30 <sup>th</sup> | Kakuda City             | 20.2 |
| 32 <sup>nd</sup> | Matsushima Town         | 19.5 |
| 33 <sup>rd</sup> | Watari Town             | 19.0 |
| 34 <sup>th</sup> | Shichikashuku Town      | 15.7 |
| 35 <sup>th</sup> | Zao Town                | 14.2 |



## H6 Rate of women among heads of community associations

| Ranking          | Municipalities          | %    |
|------------------|-------------------------|------|
| 1 <sup>st</sup>  | Sendai City             | 11.3 |
| 2 <sup>nd</sup>  | Rifu Town               | 8.0  |
| 3 <sup>rd</sup>  | Shiogama City           | 6.7  |
| 4 <sup>th</sup>  | Tomiya City             | 6.4  |
| 5 <sup>th</sup>  | Wakuya Town             | 6.1  |
| 6 <sup>th</sup>  | Iwanuma City            | 5.1  |
| 7 <sup>th</sup>  | Natori City             | 4.9  |
| 8 <sup>th</sup>  | Yamamoto Town           | 4.3  |
| 9 <sup>th</sup>  | Shikama Town            | 4.0  |
| 10 <sup>th</sup> | Kesennuma City          | 3.9  |
| 11 <sup>th</sup> | Taiwa Town              | 3.2  |
| 12 <sup>th</sup> | Minami-Sanriku Town     | 2.9  |
| 12 <sup>th</sup> | Higashi-Matsushima City | 2.9  |
| 14 <sup>th</sup> | Ishinomaki City         | 1.8  |
| 15 <sup>th</sup> | Watari Town             | 1.5  |
| 16 <sup>th</sup> | Osaki City              | 1.4  |
| 17 <sup>th</sup> | Kurihara City           | 0.8  |
| 18 <sup>th</sup> | Tome City               | 0.7  |

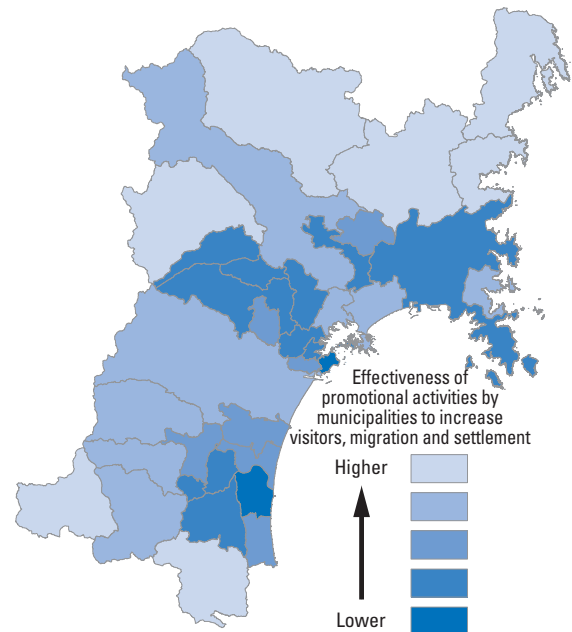
| Ranking          | Municipalities     | %   |
|------------------|--------------------|-----|
| 19 <sup>th</sup> | Kami Town          | 0.0 |
| 19 <sup>th</sup> | Misato Town        | 0.0 |
| 19 <sup>th</sup> | Shibata Town       | 0.0 |
| 19 <sup>th</sup> | Marumori Town      | 0.0 |
| 19 <sup>th</sup> | Shichigahama Town  | 0.0 |
| 19 <sup>th</sup> | Ogawara Town       | 0.0 |
| 19 <sup>th</sup> | Tagajo City        | 0.0 |
| 19 <sup>th</sup> | Onagawa Town       | 0.0 |
| 19 <sup>th</sup> | Murata Town        | 0.0 |
| 19 <sup>th</sup> | Shiroishi City     | 0.0 |
| 19 <sup>th</sup> | Kawasaki Town      | 0.0 |
| 19 <sup>th</sup> | Ohira Village      | 0.0 |
| 19 <sup>th</sup> | Osato Town         | 0.0 |
| 19 <sup>th</sup> | Kakuda City        | 0.0 |
| 19 <sup>th</sup> | Matsushima Town    | 0.0 |
| 19 <sup>th</sup> | Shichikashuku Town | 0.0 |
| 19 <sup>th</sup> | Zao Town           | 0.0 |



## J1 Effectiveness of promotional activities by municipalities to increase visitors, migration and settlement (assessment by Indicator Team)

| Ranking          | Municipalities          | Score |
|------------------|-------------------------|-------|
| 1 <sup>st</sup>  | Kurihara City           | 86    |
| 2 <sup>nd</sup>  | Shichikashuku Town      | 84    |
| 2 <sup>nd</sup>  | Minami-Sanriku Town     | 84    |
| 2 <sup>nd</sup>  | Kesennuma City          | 84    |
| 5 <sup>th</sup>  | Tome City               | 82    |
| 6 <sup>th</sup>  | Marumori Town           | 80    |
| 7 <sup>th</sup>  | Kami Town               | 78    |
| 8 <sup>th</sup>  | Onagawa Town            | 76    |
| 9 <sup>th</sup>  | Kawasaki Town           | 74    |
| 10 <sup>th</sup> | Shiroishi City          | 72    |
| 11 <sup>th</sup> | Higashi-Matsushima City | 70    |
| 12 <sup>th</sup> | Sendai City             | 68    |
| 13 <sup>th</sup> | Matsushima Town         | 66    |
| 14 <sup>th</sup> | Zao Town                | 64    |
| 14 <sup>th</sup> | Osaki City              | 64    |
| 16 <sup>th</sup> | Tomiya City             | 62    |
| 16 <sup>th</sup> | Yamamoto Town           | 62    |
| 18 <sup>th</sup> | Natori City             | 60    |

| Ranking          | Municipalities    | Score |
|------------------|-------------------|-------|
| 18 <sup>th</sup> | Iwanuma City      | 60    |
| 20 <sup>th</sup> | Tagajo City       | 58    |
| 20 <sup>th</sup> | Murata Town       | 58    |
| 20 <sup>th</sup> | Wakuya Town       | 58    |
| 23 <sup>rd</sup> | Shiogama City     | 56    |
| 23 <sup>rd</sup> | Ishinomaki City   | 56    |
| 23 <sup>rd</sup> | Ogawara Town      | 56    |
| 23 <sup>rd</sup> | Shikama Town      | 56    |
| 27 <sup>th</sup> | Rifu Town         | 54    |
| 27 <sup>th</sup> | Kakuda City       | 54    |
| 27 <sup>th</sup> | Taiwa Town        | 54    |
| 27 <sup>th</sup> | Osato Town        | 54    |
| 27 <sup>th</sup> | Ohira Village     | 54    |
| 27 <sup>th</sup> | Shibata Town      | 54    |
| 27 <sup>th</sup> | Misato Town       | 54    |
| 34 <sup>th</sup> | Shichigahama Town | 50    |
| 35 <sup>th</sup> | Watari Town       | 46    |

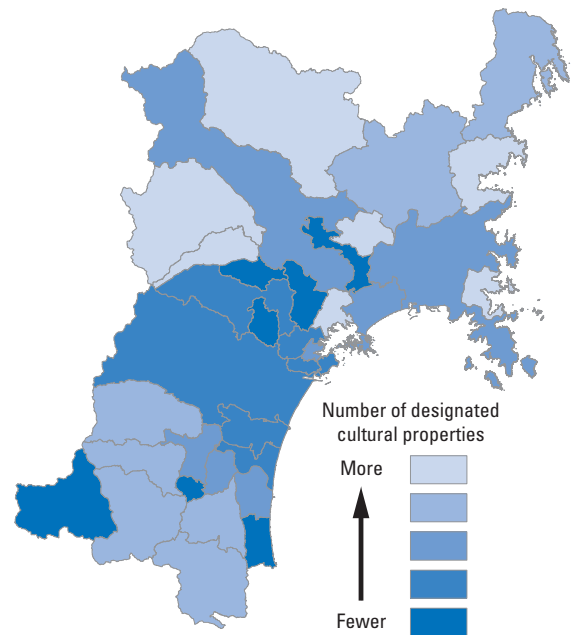




## J2 Number of designated cultural properties (per 1,000 population)

| Ranking          | Municipalities      | —     |
|------------------|---------------------|-------|
| 1 <sup>st</sup>  | Matsushima Town     | 1.969 |
| 2 <sup>nd</sup>  | Minami-Sanriku Town | 0.642 |
| 3 <sup>rd</sup>  | Onagawa Town        | 0.532 |
| 4 <sup>th</sup>  | Kami Town           | 0.506 |
| 5 <sup>th</sup>  | Kurihara City       | 0.486 |
| 6 <sup>th</sup>  | Shikama Town        | 0.455 |
| 7 <sup>th</sup>  | Wakuya Town         | 0.394 |
| 8 <sup>th</sup>  | Kakuda City         | 0.394 |
| 9 <sup>th</sup>  | Kesennuma City      | 0.353 |
| 10 <sup>th</sup> | Zao Town            | 0.352 |
| 11 <sup>th</sup> | Tome City           | 0.301 |
| 12 <sup>th</sup> | Shiroishi City      | 0.276 |
| 13 <sup>th</sup> | Marumori Town       | 0.243 |
| 14 <sup>th</sup> | Kawasaki Town       | 0.236 |
| 15 <sup>th</sup> | Shiogama City       | 0.192 |
| 16 <sup>th</sup> | Murata Town         | 0.190 |
| 17 <sup>th</sup> | Osaki City          | 0.188 |
| 18 <sup>th</sup> | Shibata Town        | 0.181 |

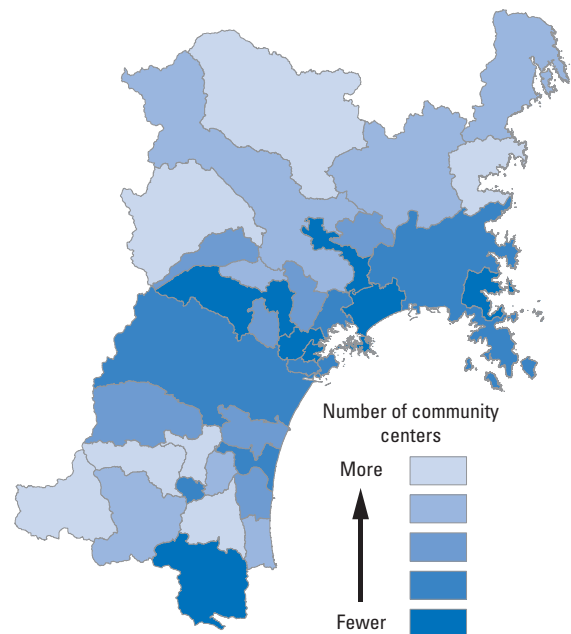
| Ranking          | Municipalities          | —     |
|------------------|-------------------------|-------|
| 19 <sup>th</sup> | Higashi-Matsushima City | 0.154 |
| 20 <sup>th</sup> | Watari Town             | 0.152 |
| 21 <sup>st</sup> | Ishinomaki City         | 0.151 |
| 22 <sup>nd</sup> | Natori City             | 0.139 |
| 23 <sup>rd</sup> | Tagajo City             | 0.113 |
| 24 <sup>th</sup> | Shichigahama Town       | 0.112 |
| 25 <sup>th</sup> | Sendai City             | 0.107 |
| 26 <sup>th</sup> | Taiwa Town              | 0.070 |
| 27 <sup>th</sup> | Iwanuma City            | 0.068 |
| 28 <sup>th</sup> | Rifu Town               | 0.056 |
| 29 <sup>th</sup> | Ogawara Town            | 0.042 |
| 30 <sup>th</sup> | Misato Town             | 0.042 |
| 31 <sup>st</sup> | Tomiya City             | 0.039 |
| 32 <sup>nd</sup> | Shichikashuku Town      | 0.000 |
| 32 <sup>nd</sup> | Yamamoto Town           | 0.000 |
| 32 <sup>nd</sup> | Osato Town              | 0.000 |
| 32 <sup>nd</sup> | Ohira Village           | 0.000 |



## J3 Number of community centers (per 10,000 population)

| Ranking          | Municipalities      | —    |
|------------------|---------------------|------|
| 1 <sup>st</sup>  | Shichikashuku Town  | 7.65 |
| 2 <sup>nd</sup>  | Murata Town         | 6.45 |
| 3 <sup>rd</sup>  | Zao Town            | 4.32 |
| 4 <sup>th</sup>  | Kami Town           | 4.05 |
| 5 <sup>th</sup>  | Minami-Sanriku Town | 3.57 |
| 6 <sup>th</sup>  | Kurihara City       | 3.22 |
| 7 <sup>th</sup>  | Kakuda City         | 3.14 |
| 8 <sup>th</sup>  | Shiroishi City      | 2.70 |
| 9 <sup>th</sup>  | Tome City           | 2.19 |
| 10 <sup>th</sup> | Osaki City          | 2.17 |
| 11 <sup>th</sup> | Kesennuma City      | 2.14 |
| 12 <sup>th</sup> | Ohira Village       | 1.70 |
| 13 <sup>th</sup> | Yamamoto Town       | 1.68 |
| 14 <sup>th</sup> | Shibata Town        | 1.55 |
| 15 <sup>th</sup> | Shikama Town        | 1.48 |
| 16 <sup>th</sup> | Natori City         | 1.40 |
| 17 <sup>th</sup> | Wakuya Town         | 1.28 |
| 18 <sup>th</sup> | Osato Town          | 1.27 |

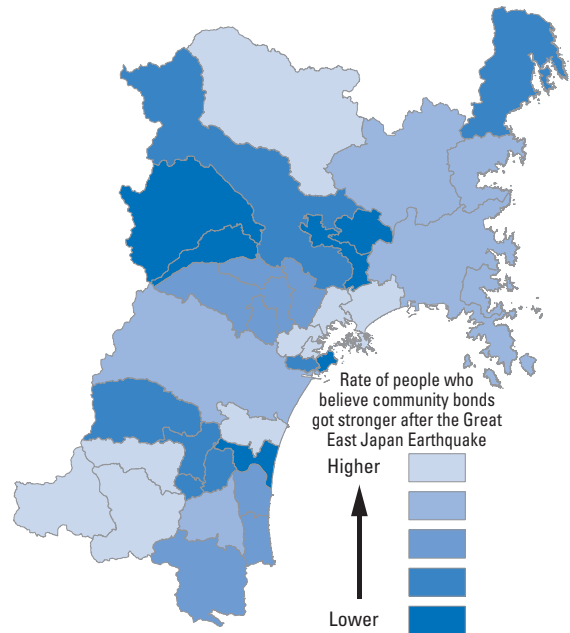
| Ranking          | Municipalities          | —    |
|------------------|-------------------------|------|
| 19 <sup>th</sup> | Watari Town             | 1.21 |
| 20 <sup>th</sup> | Kawasaki Town           | 1.17 |
| 21 <sup>st</sup> | Tomiya City             | 1.16 |
| 22 <sup>nd</sup> | Shichigahama Town       | 1.10 |
| 23 <sup>rd</sup> | Ogawara Town            | 0.84 |
| 24 <sup>th</sup> | Ishinomaki City         | 0.78 |
| 25 <sup>th</sup> | Matsushima Town         | 0.74 |
| 26 <sup>th</sup> | Sendai City             | 0.55 |
| 27 <sup>th</sup> | Tagajo City             | 0.48 |
| 28 <sup>th</sup> | Iwanuma City            | 0.45 |
| 29 <sup>th</sup> | Taiwa Town              | 0.35 |
| 30 <sup>th</sup> | Rifu Town               | 0.28 |
| 31 <sup>st</sup> | Shiogama City           | 0.19 |
| 32 <sup>nd</sup> | Onagawa Town            | 0.00 |
| 32 <sup>nd</sup> | Marumori Town           | 0.00 |
| 32 <sup>nd</sup> | Higashi-Matsushima City | 0.00 |
| 32 <sup>nd</sup> | Misato Town             | 0.00 |



**J4** Rate of people who believe community bonds got stronger after the Great East Japan Earthquake (questionnaire survey)

| Ranking          | Municipalities          | %    |
|------------------|-------------------------|------|
| 1 <sup>st</sup>  | Higashi-Matsushima City | 73.2 |
| 2 <sup>nd</sup>  | Matsushima Town         | 71.4 |
| 3 <sup>rd</sup>  | Shiogama City           | 66.7 |
| 4 <sup>th</sup>  | Rifu Town               | 64.0 |
| 5 <sup>th</sup>  | Kurihara City           | 63.3 |
| 6 <sup>th</sup>  | Natori City             | 58.3 |
| 7 <sup>th</sup>  | Shichikashuku Town      | 57.7 |
| 7 <sup>th</sup>  | Zao Town                | 57.7 |
| 7 <sup>th</sup>  | Shiroishi City          | 57.7 |
| 10 <sup>th</sup> | Kakuda City             | 56.3 |
| 10 <sup>th</sup> | Ishinomaki City         | 56.3 |
| 10 <sup>th</sup> | Onagawa Town            | 56.3 |
| 13 <sup>th</sup> | Minami-Sanriku Town     | 56.0 |
| 14 <sup>th</sup> | Tome City               | 55.0 |
| 14 <sup>th</sup> | Sendai City             | 55.0 |
| 16 <sup>th</sup> | Tomiya City             | 54.5 |
| 17 <sup>th</sup> | Yamamoto Town           | 52.9 |
| 18 <sup>th</sup> | Ohira Village           | 52.4 |

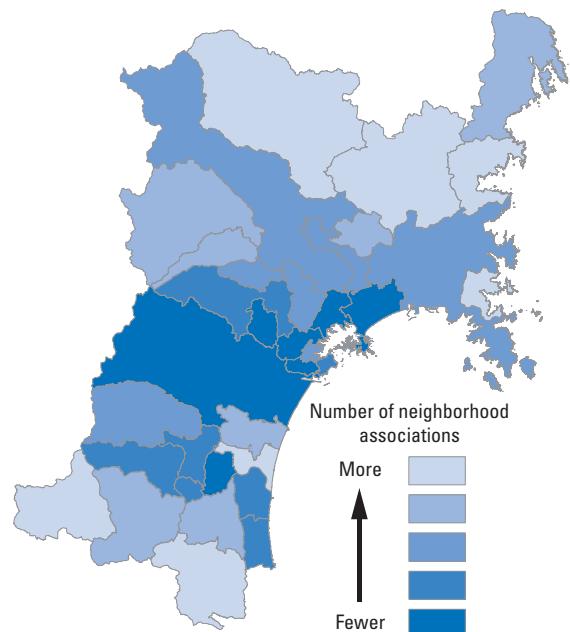
| Ranking          | Municipalities    | %    |
|------------------|-------------------|------|
| 18 <sup>th</sup> | Osato Town        | 52.4 |
| 18 <sup>th</sup> | Taiwa Town        | 52.4 |
| 21 <sup>st</sup> | Watari Town       | 51.9 |
| 21 <sup>st</sup> | Marumori Town     | 51.9 |
| 23 <sup>rd</sup> | Osaki City        | 46.9 |
| 24 <sup>th</sup> | Kesennuma City    | 41.9 |
| 25 <sup>th</sup> | Shibata Town      | 40.5 |
| 26 <sup>th</sup> | Tagajo City       | 38.7 |
| 27 <sup>th</sup> | Murata Town       | 37.8 |
| 27 <sup>th</sup> | Kawasaki Town     | 37.8 |
| 27 <sup>th</sup> | Ogawara Town      | 37.8 |
| 30 <sup>th</sup> | Iwanuma City      | 36.8 |
| 31 <sup>st</sup> | Kami Town         | 36.0 |
| 31 <sup>st</sup> | Shikama Town      | 36.0 |
| 33 <sup>rd</sup> | Wakuya Town       | 28.1 |
| 33 <sup>rd</sup> | Misato Town       | 28.1 |
| 35 <sup>th</sup> | Shichigahama Town | 28.0 |



**J5** Number of neighborhood associations (per 1,000 population)

| Ranking          | Municipalities      | —    |
|------------------|---------------------|------|
| 1 <sup>st</sup>  | Marumori Town       | 7.48 |
| 2 <sup>nd</sup>  | Minami-Sanriku Town | 5.51 |
| 3 <sup>rd</sup>  | Shichikashuku Town  | 5.27 |
| 4 <sup>th</sup>  | Onagawa Town        | 5.22 |
| 5 <sup>th</sup>  | Iwanuma City        | 4.05 |
| 6 <sup>th</sup>  | Tome City           | 3.88 |
| 7 <sup>th</sup>  | Kurihara City       | 3.80 |
| 8 <sup>th</sup>  | Shikama Town        | 3.72 |
| 9 <sup>th</sup>  | Natori City         | 3.56 |
| 10 <sup>th</sup> | Kami Town           | 3.46 |
| 11 <sup>th</sup> | Shiroishi City      | 3.38 |
| 12 <sup>th</sup> | Kesennuma City      | 3.29 |
| 13 <sup>th</sup> | Kakuda City         | 3.26 |
| 14 <sup>th</sup> | Wakuya Town         | 3.11 |
| 15 <sup>th</sup> | Shiogama City       | 3.07 |
| 16 <sup>th</sup> | Osaki City          | 2.82 |
| 17 <sup>th</sup> | Osato Town          | 2.76 |
| 18 <sup>th</sup> | Misato Town         | 2.72 |

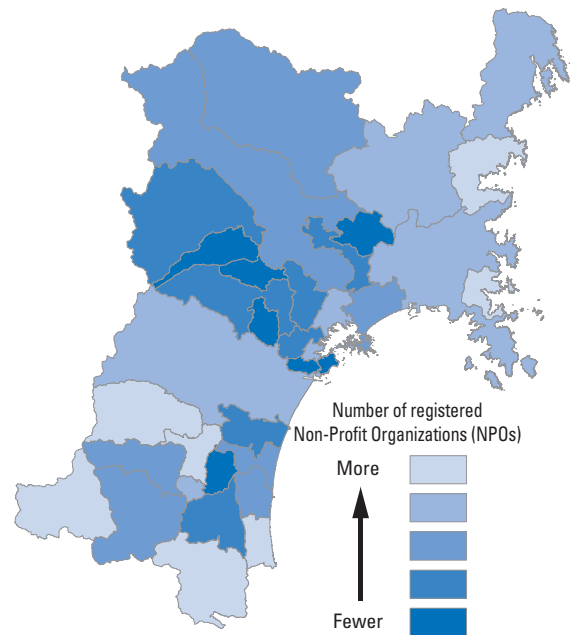
| Ranking          | Municipalities          | —    |
|------------------|-------------------------|------|
| 19 <sup>th</sup> | Ishinomaki City         | 2.69 |
| 20 <sup>th</sup> | Kawasaki Town           | 2.54 |
| 21 <sup>st</sup> | Ohira Village           | 2.36 |
| 22 <sup>nd</sup> | Taiwa Town              | 2.18 |
| 23 <sup>rd</sup> | Watari Town             | 2.03 |
| 24 <sup>th</sup> | Murata Town             | 1.96 |
| 25 <sup>th</sup> | Zao Town                | 1.95 |
| 26 <sup>th</sup> | Yamamoto Town           | 1.90 |
| 27 <sup>th</sup> | Shichigahama Town       | 1.89 |
| 28 <sup>th</sup> | Ogawara Town            | 1.82 |
| 29 <sup>th</sup> | Higashi-Matsushima City | 1.77 |
| 30 <sup>th</sup> | Sendai City             | 1.30 |
| 31 <sup>st</sup> | Shibata Town            | 1.12 |
| 32 <sup>nd</sup> | Tomiya City             | 0.90 |
| 33 <sup>rd</sup> | Matsushima Town         | 0.87 |
| 34 <sup>th</sup> | Tagajo City             | 0.73 |
| 35 <sup>th</sup> | Rifu Town               | 0.69 |



## J6 Number of registered Non-Profit Organizations (NPOs) (per 1,000 population)

| Ranking          | Municipalities          | —     |
|------------------|-------------------------|-------|
| 1 <sup>st</sup>  | Onagawa Town            | 1.774 |
| 2 <sup>nd</sup>  | Shichikashuku Town      | 0.803 |
| 3 <sup>rd</sup>  | Yamamoto Town           | 0.766 |
| 4 <sup>th</sup>  | Minami-Sanriku Town     | 0.734 |
| 5 <sup>th</sup>  | Marumori Town           | 0.649 |
| 6 <sup>th</sup>  | Kawasaki Town           | 0.591 |
| 7 <sup>th</sup>  | Murata Town             | 0.569 |
| 8 <sup>th</sup>  | Ishinomaki City         | 0.475 |
| 9 <sup>th</sup>  | Kesennuma City          | 0.471 |
| 10 <sup>th</sup> | Matsushima Town         | 0.454 |
| 11 <sup>th</sup> | Sendai City             | 0.394 |
| 12 <sup>th</sup> | Ogawara Town            | 0.381 |
| 13 <sup>th</sup> | Shiogama City           | 0.365 |
| 14 <sup>th</sup> | Tome City               | 0.354 |
| 15 <sup>th</sup> | Shiroishi City          | 0.337 |
| 16 <sup>th</sup> | Kurihara City           | 0.329 |
| 17 <sup>th</sup> | Higashi-Matsushima City | 0.308 |
| 18 <sup>th</sup> | Osaki City              | 0.306 |

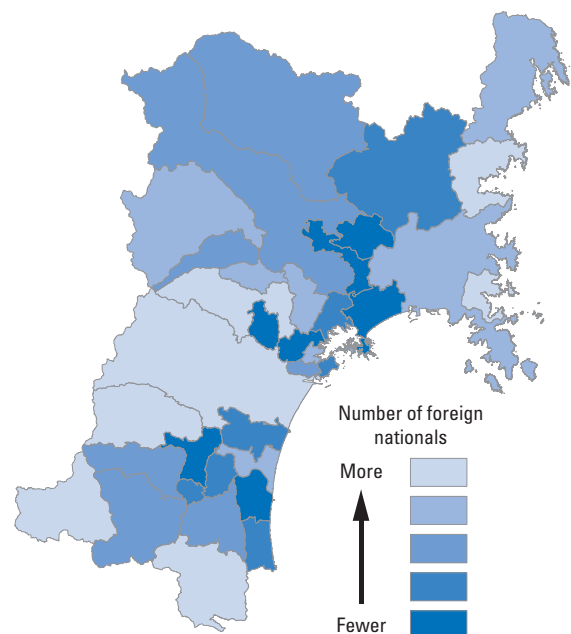
| Ranking          | Municipalities    | —     |
|------------------|-------------------|-------|
| 19 <sup>th</sup> | Iwanuma City      | 0.293 |
| 20 <sup>th</sup> | Watari Town       | 0.274 |
| 21 <sup>st</sup> | Zao Town          | 0.264 |
| 22 <sup>nd</sup> | Osato Town        | 0.257 |
| 23 <sup>rd</sup> | Natori City       | 0.252 |
| 24 <sup>th</sup> | Misato Town       | 0.252 |
| 25 <sup>th</sup> | Kami Town         | 0.230 |
| 26 <sup>th</sup> | Kakuda City       | 0.215 |
| 27 <sup>th</sup> | Taiwa Town        | 0.211 |
| 28 <sup>th</sup> | Rifu Town         | 0.197 |
| 29 <sup>th</sup> | Ohira Village     | 0.174 |
| 30 <sup>th</sup> | Shichigahama Town | 0.168 |
| 31 <sup>st</sup> | Shibata Town      | 0.155 |
| 32 <sup>nd</sup> | Tomiya City       | 0.154 |
| 33 <sup>rd</sup> | Shikama Town      | 0.152 |
| 34 <sup>th</sup> | Wakuya Town       | 0.131 |
| 35 <sup>th</sup> | Tagajo City       | 0.129 |



## J7 Number of foreign nationals (per 1,000 population)

| Ranking          | Municipalities      | —     |
|------------------|---------------------|-------|
| 1 <sup>st</sup>  | Onagawa Town        | 38.54 |
| 2 <sup>nd</sup>  | Shichikashuku Town  | 28.07 |
| 3 <sup>rd</sup>  | Kawasaki Town       | 16.47 |
| 4 <sup>th</sup>  | Minami-Sanriku Town | 15.74 |
| 5 <sup>th</sup>  | Taiwa Town          | 15.38 |
| 6 <sup>th</sup>  | Marumori Town       | 14.95 |
| 7 <sup>th</sup>  | Sendai City         | 12.81 |
| 8 <sup>th</sup>  | Ohira Village       | 12.25 |
| 9 <sup>th</sup>  | Osato Town          | 11.49 |
| 10 <sup>th</sup> | Shiogama City       | 10.69 |
| 11 <sup>th</sup> | Kesennuma City      | 10.23 |
| 12 <sup>th</sup> | Ishinomaki City     | 9.55  |
| 13 <sup>th</sup> | Kami Town           | 8.97  |
| 14 <sup>th</sup> | Iwanuma City        | 8.83  |
| 15 <sup>th</sup> | Kurihara City       | 8.64  |
| 16 <sup>th</sup> | Kakuda City         | 7.75  |
| 17 <sup>th</sup> | Shiroishi City      | 7.20  |
| 18 <sup>th</sup> | Shikama Town        | 6.90  |

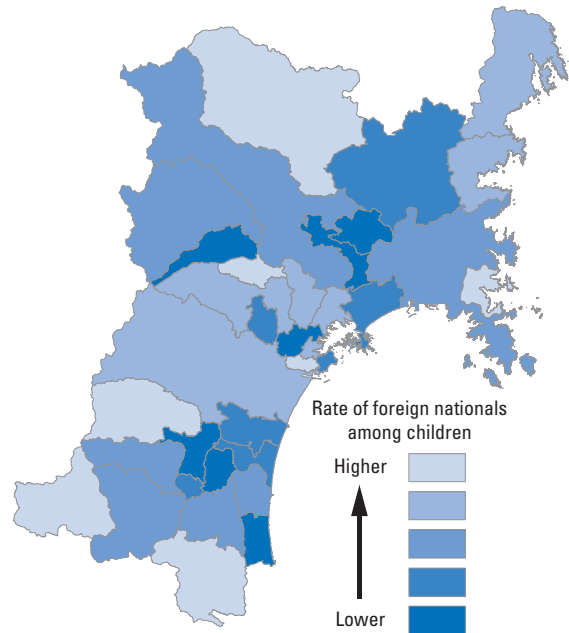
| Ranking          | Municipalities          | —    |
|------------------|-------------------------|------|
| 19 <sup>th</sup> | Tagajo City             | 6.65 |
| 20 <sup>th</sup> | Zao Town                | 6.54 |
| 21 <sup>st</sup> | Osaki City              | 6.46 |
| 22 <sup>nd</sup> | Shichigahama Town       | 5.76 |
| 23 <sup>rd</sup> | Ogawara Town            | 5.53 |
| 24 <sup>th</sup> | Natori City             | 5.53 |
| 25 <sup>th</sup> | Tome City               | 5.41 |
| 26 <sup>th</sup> | Matsushima Town         | 5.33 |
| 27 <sup>th</sup> | Shibata Town            | 4.93 |
| 28 <sup>th</sup> | Yamamoto Town           | 4.93 |
| 29 <sup>th</sup> | Watari Town             | 4.80 |
| 30 <sup>th</sup> | Murata Town             | 4.62 |
| 31 <sup>st</sup> | Rifu Town               | 4.60 |
| 32 <sup>nd</sup> | Tomiya City             | 4.54 |
| 33 <sup>rd</sup> | Wakuya Town             | 4.02 |
| 34 <sup>th</sup> | Higashi-Matsushima City | 3.75 |
| 35 <sup>th</sup> | Misato Town             | 3.30 |



### J8 Rate of foreign nationals among children (per 1,000 population)

| Ranking          | Municipalities      | %     |
|------------------|---------------------|-------|
| 1 <sup>st</sup>  | Shichikashuku Town  | 4.706 |
| 2 <sup>nd</sup>  | Marumori Town       | 1.753 |
| 3 <sup>rd</sup>  | Onagawa Town        | 1.739 |
| 4 <sup>th</sup>  | Tagajo City         | 1.532 |
| 5 <sup>th</sup>  | Kawasaki Town       | 1.237 |
| 6 <sup>th</sup>  | Ohira Village       | 0.847 |
| 7 <sup>th</sup>  | Kurihara City       | 0.835 |
| 8 <sup>th</sup>  | Osato Town          | 0.831 |
| 9 <sup>th</sup>  | Sendai City         | 0.786 |
| 10 <sup>th</sup> | Minami-Sanriku Town | 0.763 |
| 11 <sup>th</sup> | Kesenuma City       | 0.552 |
| 12 <sup>th</sup> | Shiogama City       | 0.452 |
| 13 <sup>th</sup> | Taiwa Town          | 0.450 |
| 14 <sup>th</sup> | Matsushima Town     | 0.436 |
| 15 <sup>th</sup> | Ishinomaki City     | 0.399 |
| 16 <sup>th</sup> | Shiroishi City      | 0.387 |
| 17 <sup>th</sup> | Osaki City          | 0.363 |
| 18 <sup>th</sup> | Kakuda City         | 0.322 |

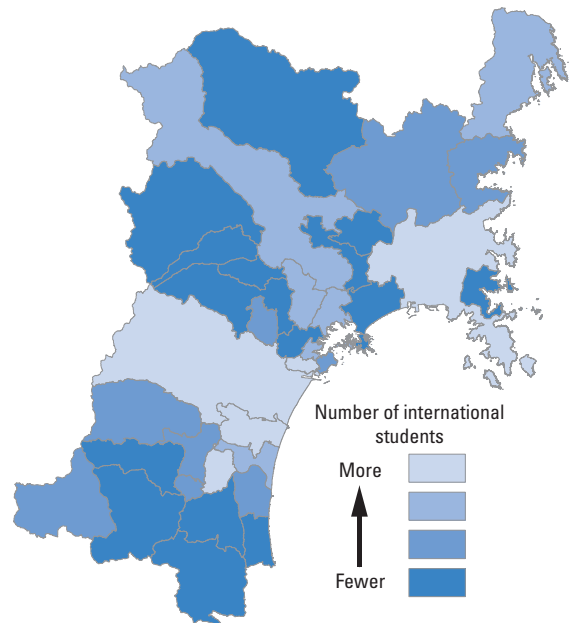
| Ranking          | Municipalities          | %     |
|------------------|-------------------------|-------|
| 19 <sup>th</sup> | Kami Town               | 0.319 |
| 20 <sup>th</sup> | Zao Town                | 0.290 |
| 21 <sup>st</sup> | Watari Town             | 0.287 |
| 22 <sup>nd</sup> | Iwanuma City            | 0.278 |
| 23 <sup>rd</sup> | Tomiya City             | 0.261 |
| 24 <sup>th</sup> | Ogawara Town            | 0.256 |
| 25 <sup>th</sup> | Natori City             | 0.253 |
| 26 <sup>th</sup> | Shichigahama Town       | 0.199 |
| 27 <sup>th</sup> | Higashi-Matsushima City | 0.185 |
| 28 <sup>th</sup> | Tome City               | 0.155 |
| 29 <sup>th</sup> | Shibata Town            | 0.143 |
| 30 <sup>th</sup> | Yamamoto Town           | 0.126 |
| 31 <sup>st</sup> | Rifu Town               | 0.096 |
| 32 <sup>nd</sup> | Shikama Town            | 0.088 |
| 33 <sup>rd</sup> | Murata Town             | 0.000 |
| 33 <sup>rd</sup> | Misato Town             | 0.000 |
| 33 <sup>rd</sup> | Wakuya Town             | 0.000 |



### J9 Number of international students (actual number)

| Ranking          | Municipalities      | —     |
|------------------|---------------------|-------|
| 1 <sup>st</sup>  | Sendai City         | 4,915 |
| 2 <sup>nd</sup>  | Tagajo City         | 44    |
| 3 <sup>rd</sup>  | Shibata Town        | 20    |
| 4 <sup>th</sup>  | Ishinomaki City     | 16    |
| 5 <sup>th</sup>  | Natori City         | 11    |
| 6 <sup>th</sup>  | Matsushima Town     | 9     |
| 7 <sup>th</sup>  | Kesenuma City       | 6     |
| 7 <sup>th</sup>  | Osaki City          | 6     |
| 9 <sup>th</sup>  | Shiogama City       | 5     |
| 10 <sup>th</sup> | Osato Town          | 4     |
| 10 <sup>th</sup> | Iwanuma City        | 4     |
| 12 <sup>th</sup> | Shichikashuku Town  | 2     |
| 12 <sup>th</sup> | Kawasaki Town       | 2     |
| 14 <sup>th</sup> | Minami-Sanriku Town | 1     |
| 14 <sup>th</sup> | Watari Town         | 1     |
| 14 <sup>th</sup> | Tomiya City         | 1     |
| 14 <sup>th</sup> | Ogawara Town        | 1     |
| 14 <sup>th</sup> | Shichigahama Town   | 1     |

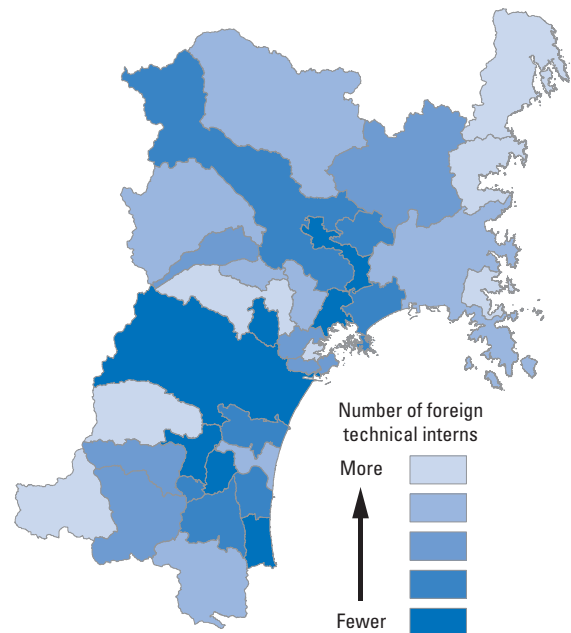
| Ranking          | Municipalities          | — |
|------------------|-------------------------|---|
| 14 <sup>th</sup> | Tome City               | 1 |
| 14 <sup>th</sup> | Murata Town             | 1 |
| 21 <sup>st</sup> | Marumori Town           | 0 |
| 21 <sup>st</sup> | Onagawa Town            | 0 |
| 21 <sup>st</sup> | Ohira Village           | 0 |
| 21 <sup>st</sup> | Kurihara City           | 0 |
| 21 <sup>st</sup> | Taiwa Town              | 0 |
| 21 <sup>st</sup> | Shiroishi City          | 0 |
| 21 <sup>st</sup> | Kakuda City             | 0 |
| 21 <sup>st</sup> | Kami Town               | 0 |
| 21 <sup>st</sup> | Zao Town                | 0 |
| 21 <sup>st</sup> | Higashi-Matsushima City | 0 |
| 21 <sup>st</sup> | Yamamoto Town           | 0 |
| 21 <sup>st</sup> | Rifu Town               | 0 |
| 21 <sup>st</sup> | Shikama Town            | 0 |
| 21 <sup>st</sup> | Misato Town             | 0 |
| 21 <sup>st</sup> | Wakuya Town             | 0 |



## J10 Number of foreign technical interns (per 1,000 population)

| Ranking          | Municipalities      | —     |
|------------------|---------------------|-------|
| 1 <sup>st</sup>  | Onagawa Town        | 31.89 |
| 2 <sup>nd</sup>  | Shichikashuku Town  | 12.03 |
| 3 <sup>rd</sup>  | Kawasaki Town       | 11.29 |
| 4 <sup>th</sup>  | Minami-Sanriku Town | 10.92 |
| 5 <sup>th</sup>  | Taiwa Town          | 7.97  |
| 6 <sup>th</sup>  | Kesennuma City      | 6.54  |
| 7 <sup>th</sup>  | Shiogama City       | 6.31  |
| 8 <sup>th</sup>  | Ishinomaki City     | 5.46  |
| 9 <sup>th</sup>  | Osato Town          | 4.98  |
| 10 <sup>th</sup> | Marumori Town       | 4.88  |
| 11 <sup>th</sup> | Iwanuma City        | 4.60  |
| 12 <sup>th</sup> | Kurihara City       | 4.24  |
| 13 <sup>th</sup> | Ohira Village       | 4.14  |
| 14 <sup>th</sup> | Kami Town           | 4.05  |
| 15 <sup>th</sup> | Shikama Town        | 3.30  |
| 16 <sup>th</sup> | Shiroishi City      | 2.64  |
| 17 <sup>th</sup> | Rifu Town           | 2.09  |
| 18 <sup>th</sup> | Zao Town            | 2.01  |

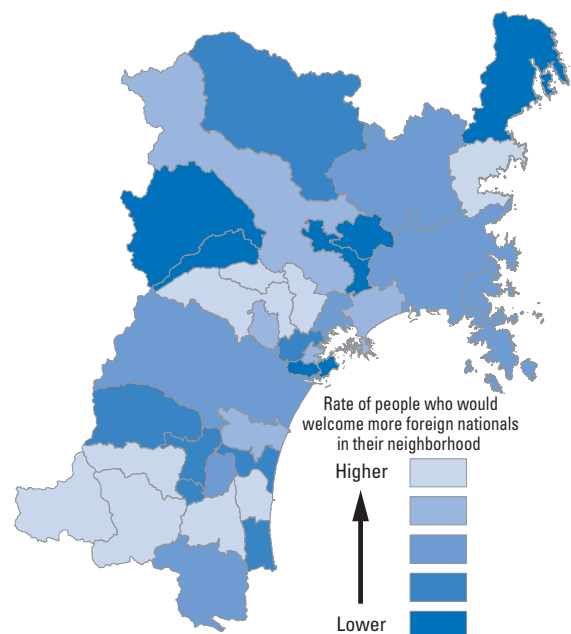
| Ranking          | Municipalities          | —    |
|------------------|-------------------------|------|
| 19 <sup>th</sup> | Tome City               | 1.77 |
| 20 <sup>th</sup> | Shichigahama Town       | 1.73 |
| 21 <sup>st</sup> | Tagajo City             | 1.71 |
| 22 <sup>nd</sup> | Kakuda City             | 1.70 |
| 23 <sup>rd</sup> | Ogawara Town            | 1.56 |
| 24 <sup>th</sup> | Natori City             | 1.44 |
| 25 <sup>th</sup> | Osaki City              | 1.33 |
| 26 <sup>th</sup> | Higashi-Matsushima City | 1.26 |
| 27 <sup>th</sup> | Wakuya Town             | 1.23 |
| 28 <sup>th</sup> | Watari Town             | 1.16 |
| 29 <sup>th</sup> | Tomiya City             | 1.12 |
| 30 <sup>th</sup> | Murata Town             | 0.85 |
| 31 <sup>st</sup> | Sendai City             | 0.85 |
| 32 <sup>nd</sup> | Shibata Town            | 0.72 |
| 33 <sup>rd</sup> | Misato Town             | 0.63 |
| 34 <sup>th</sup> | Yamamoto Town           | 0.59 |
| 35 <sup>th</sup> | Matsushima Town         | 0.53 |



## J11 Rate of people who would welcome more foreign nationals in their neighborhood (questionnaire survey)

| Ranking          | Municipalities          | Index |
|------------------|-------------------------|-------|
| 1 <sup>st</sup>  | Kakuda City             | 50.7  |
| 2 <sup>nd</sup>  | Shichikashuku Town      | 42.3  |
| 2 <sup>nd</sup>  | Shiroishi City          | 42.3  |
| 2 <sup>nd</sup>  | Zao Town                | 42.3  |
| 5 <sup>th</sup>  | Minami-Sanriku Town     | 40.0  |
| 6 <sup>th</sup>  | Watari Town             | 38.5  |
| 7 <sup>th</sup>  | Osato Town              | 38.1  |
| 7 <sup>th</sup>  | Ohira Village           | 38.1  |
| 7 <sup>th</sup>  | Taiwa Town              | 38.1  |
| 10 <sup>th</sup> | Shiogama City           | 34.6  |
| 11 <sup>th</sup> | Natori City             | 33.3  |
| 12 <sup>th</sup> | Higashi-Matsushima City | 31.7  |
| 13 <sup>th</sup> | Osaki City              | 31.3  |
| 14 <sup>th</sup> | Tomiya City             | 31.2  |
| 15 <sup>th</sup> | Tome City               | 30.0  |
| 16 <sup>th</sup> | Matsushima Town         | 28.6  |
| 17 <sup>th</sup> | Sendai City             | 27.4  |
| 18 <sup>th</sup> | Ishinomaki City         | 26.5  |

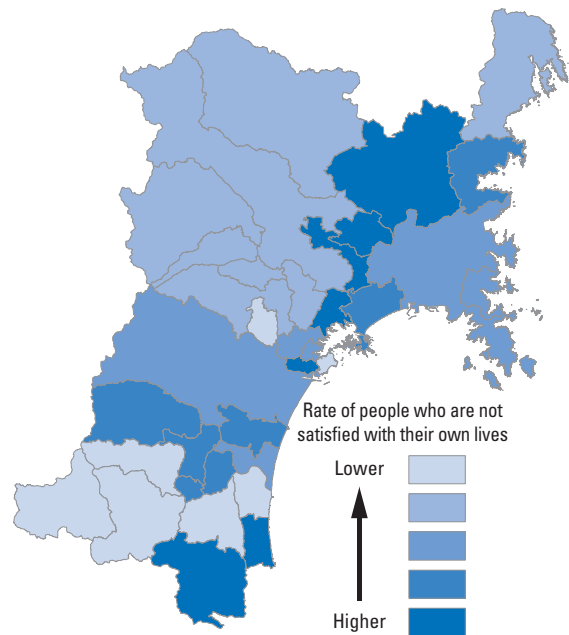
| Ranking          | Municipalities    | Index |
|------------------|-------------------|-------|
| 18 <sup>th</sup> | Onagawa Town      | 26.5  |
| 20 <sup>th</sup> | Marumori Town     | 25.9  |
| 21 <sup>st</sup> | Shibata Town      | 24.3  |
| 22 <sup>nd</sup> | Rifu Town         | 24.0  |
| 23 <sup>rd</sup> | Yamamoto Town     | 23.5  |
| 24 <sup>th</sup> | Kawasaki Town     | 22.2  |
| 24 <sup>th</sup> | Ogawara Town      | 22.2  |
| 24 <sup>th</sup> | Murata Town       | 22.2  |
| 27 <sup>th</sup> | Iwanuma City      | 21.1  |
| 28 <sup>th</sup> | Kurihara City     | 20.0  |
| 29 <sup>th</sup> | Kesennuma City    | 18.6  |
| 30 <sup>th</sup> | Tagajo City       | 17.0  |
| 31 <sup>st</sup> | Kami Town         | 16.0  |
| 31 <sup>st</sup> | Shikama Town      | 16.0  |
| 33 <sup>rd</sup> | Wakuya Town       | 12.5  |
| 33 <sup>rd</sup> | Misato Town       | 12.5  |
| 35 <sup>th</sup> | Shichigahama Town | 12.0  |



### K1 Rate of people who are not satisfied with their own lives (questionnaire survey)

| Ranking          | Municipalities     | %   |
|------------------|--------------------|-----|
| 1 <sup>st</sup>  | Kakuda City        | 0.0 |
| 1 <sup>st</sup>  | Shichigahama Town  | 0.0 |
| 3 <sup>rd</sup>  | Watari Town        | 3.8 |
| 3 <sup>rd</sup>  | Shiroishi City     | 3.8 |
| 3 <sup>rd</sup>  | Zao Town           | 3.8 |
| 3 <sup>rd</sup>  | Shichikashuku Town | 3.8 |
| 7 <sup>th</sup>  | Tomiya City        | 3.9 |
| 8 <sup>th</sup>  | Shikama Town       | 4.0 |
| 8 <sup>th</sup>  | Kami Town          | 4.0 |
| 10 <sup>th</sup> | Kesennuma City     | 4.7 |
| 11 <sup>th</sup> | Taiwa Town         | 4.8 |
| 11 <sup>th</sup> | Osato Town         | 4.8 |
| 11 <sup>th</sup> | Ohira Village      | 4.8 |
| 14 <sup>th</sup> | Osaki City         | 5.0 |
| 14 <sup>th</sup> | Kurihara City      | 5.0 |
| 16 <sup>th</sup> | Shiogama City      | 5.1 |
| 17 <sup>th</sup> | Iwanuma City       | 5.3 |
| 18 <sup>th</sup> | Rifu Town          | 6.0 |

| Ranking          | Municipalities          | %    |
|------------------|-------------------------|------|
| 19 <sup>th</sup> | Ishinomaki City         | 6.3  |
| 19 <sup>th</sup> | Onagawa Town            | 6.3  |
| 21 <sup>st</sup> | Sendai City             | 6.6  |
| 22 <sup>nd</sup> | Natori City             | 7.1  |
| 23 <sup>rd</sup> | Higashi-Matsushima City | 7.3  |
| 24 <sup>th</sup> | Minami-Sanriku Town     | 8.0  |
| 25 <sup>th</sup> | Shibata Town            | 8.1  |
| 26 <sup>th</sup> | Ogawara Town            | 8.9  |
| 26 <sup>th</sup> | Murata Town             | 8.9  |
| 26 <sup>th</sup> | Kawasaki Town           | 8.9  |
| 29 <sup>th</sup> | Tagajo City             | 9.4  |
| 29 <sup>th</sup> | Wakuya Town             | 9.4  |
| 29 <sup>th</sup> | Misato Town             | 9.4  |
| 32 <sup>nd</sup> | Marumori Town           | 11.1 |
| 33 <sup>rd</sup> | Tome City               | 11.7 |
| 34 <sup>th</sup> | Yamamoto Town           | 11.8 |
| 35 <sup>th</sup> | Matsushima Town         | 17.9 |



### K2 Rate of people who do not believe that their lives will get better in the future (questionnaire survey)

| Ranking          | Municipalities          | %    |
|------------------|-------------------------|------|
| 1 <sup>st</sup>  | Watari Town             | 9.6  |
| 2 <sup>nd</sup>  | Shibata Town            | 10.8 |
| 3 <sup>rd</sup>  | Shiroishi City          | 11.5 |
| 3 <sup>rd</sup>  | Zao Town                | 11.5 |
| 3 <sup>rd</sup>  | Shichikashuku Town      | 11.5 |
| 6 <sup>th</sup>  | Higashi-Matsushima City | 12.2 |
| 7 <sup>th</sup>  | Kakuda City             | 12.5 |
| 8 <sup>th</sup>  | Shiogama City           | 12.8 |
| 9 <sup>th</sup>  | Natori City             | 13.1 |
| 10 <sup>th</sup> | Taiwa Town              | 14.3 |
| 10 <sup>th</sup> | Osato Town              | 14.3 |
| 10 <sup>th</sup> | Ohira Village           | 14.3 |
| 13 <sup>th</sup> | Tomiya City             | 15.6 |
| 14 <sup>th</sup> | Shichigahama Town       | 16.0 |
| 14 <sup>th</sup> | Minami-Sanriku Town     | 16.0 |
| 16 <sup>th</sup> | Sendai City             | 16.3 |
| 17 <sup>th</sup> | Matsushima Town         | 17.9 |
| 18 <sup>th</sup> | Rifu Town               | 18.0 |

| Ranking          | Municipalities  | %    |
|------------------|-----------------|------|
| 19 <sup>th</sup> | Osaki City      | 18.8 |
| 20 <sup>th</sup> | Shikama Town    | 20.0 |
| 20 <sup>th</sup> | Kami Town       | 20.0 |
| 22 <sup>nd</sup> | Kesennuma City  | 20.9 |
| 23 <sup>rd</sup> | Ishinomaki City | 21.3 |
| 23 <sup>rd</sup> | Onagawa Town    | 21.3 |
| 25 <sup>th</sup> | Marumori Town   | 25.9 |
| 26 <sup>th</sup> | Tagajo City     | 26.4 |
| 27 <sup>th</sup> | Ogawara Town    | 26.7 |
| 27 <sup>th</sup> | Murata Town     | 26.7 |
| 27 <sup>th</sup> | Kawasaki Town   | 26.7 |
| 30 <sup>th</sup> | Tome City       | 27.5 |
| 31 <sup>st</sup> | Iwanuma City    | 27.6 |
| 32 <sup>nd</sup> | Kurihara City   | 28.3 |
| 33 <sup>rd</sup> | Wakuya Town     | 31.2 |
| 33 <sup>rd</sup> | Misato Town     | 31.2 |
| 35 <sup>th</sup> | Yamamoto Town   | 41.2 |

