

Reference Materials 2: Profiles of Municipalities in Miyagi Prefecture

In order to highlight the main human security issues that each municipality in Miyagi Prefecture needs to address, this section presents profiles and radar charts for every municipality.

These radar charts show the municipalities' rankings in the Life, Livelihood, and Dignity indices (see Chapter 3, 3-4), as well as subjective measures of Self-fulfillment and Social Connectivity. Self-fulfillment compares residents' self-evaluations taken from the questionnaire, while Social Connectivity compares municipalities based on the strength of the ties between residents, as well as people's vulnerabilities in terms of their feelings of isolation (see Chapter 3, 3-5).

It should be noted that the goal of this study is not to

rank municipalities. Rather, it aims to visualize the position of each municipality within Miyagi Prefecture and to highlight the issues that each of them must tackle. The shape of the pentagon in the radar charts is therefore more important than its total area.

The profiles also describe the priority issues to be addressed by each municipality, based on the relative ranking of indicators. However, these issues are not necessarily exhaustive. Readers are encouraged to refer to the full list of indicators to get a comprehensive picture.

Population data is as of August 31, 2022. Land area data is from the Geospatial Information Authority of Japan's *Planimetric Reports on Land Area by Prefectures and Municipalities in Japan*.

At the top right corner, data is given on the following.

(1) Overall Index ranking; (2) Population (as of August 31, 2022); (3) Estimated population in 2035; and (4) Land area (km²).

• Urban areas

Sendai City

(1) 5th (2) 1,068,129 people (3) 1,015,478 people (4) 786.4 km²

Overall Evaluation

Sendai's ranking of 31st in the Livelihood Index is low compared to those for the Life (3rd) and Dignity (6th) indices. Self-fulfillment and Social Connectivity are both around average at 18th and 24th respectively. Life and Health indicators are high, as is health awareness. The rate of people aged 65 and over with a job is low. Improvements to issues involving children and education are a priority. The number of reported cases of bullying is high, and non-attendance at school is a serious problem. There are also many children on waiting lists for nurseries and a high rate of recipients of school attendance support. The number of consultations at Child Welfare Centers and the rate of households receiving livelihood protection allowance are the highest in the prefecture. Other issues involve the city's living environment, such as housing adapted for the elderly, floor space per residence, the rate of owner-occupied households, the number of cars owned, and the number of reported criminal offenses. The picture in terms of gender is good, including promotion of gender equality and rate of women among assembly members, members of advisory councils, and heads of community associations. Election turnout is low. The international character of the city is high, with high numbers of foreign residents and international students, but there are relatively few neighborhood associations.

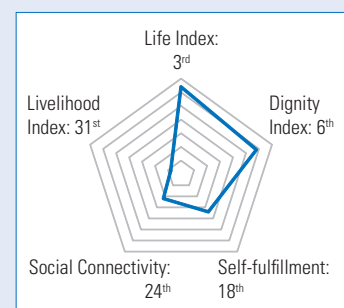
Relationship between the Municipality's Comprehensive Plan and the SDGs

The city's slogan is "Towards a New City of Trees that Continues to Take on Challenges — the Greenest City SENDAI." Numerical targets are limited,

and there are no numerical targets for reducing child poverty, bullying, or non-attendance at school. We hope that efforts will be made to incorporate the human dignity aspect of the SDGs into specific goals.

Priority Issues

Rate of households receiving livelihood protection allowance, coverage of children's medical expenses, rate of recipients of school attendance support, bullying, non-attendance at school, places for children to spend time outside school



Ishinomaki City

(1) 29th (2) 137,392 people (3) 107,494 people (4) 554.6 km²

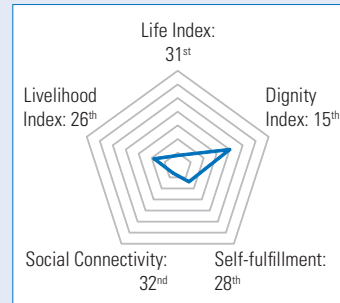
Overall Evaluation

Ishinomaki's ranking of 31st in the Life Index, 26th in the Livelihood Index, and 15th in the Dignity Index places it around the middle overall. Self-fulfillment (28th) and Social Connectivity (32nd) are relatively poor. Both average life expectancy at birth (31st for men and 30th for women) and Healthy Life Expectancy (HALE) are low (24th for men and 14th for women). The situation is good in terms of the number of physicians, obstetricians and gynecologists, exercise habits, etc. A high proportion of children come from single-parent households. There is a large proportion of low-income households and a high rate of people fully exempted from national pension contributions. Employment rates for women and the elderly are low. Although there are many children's homes, both the number of consultations at Child Welfare Centers and the rate of households receiving livelihood protection allowance are high. The city has the most annual hours of sunshine and generates the largest amount of renewable energy in the prefecture. Despite the fact that the number of deaths and the rate of damage to housing due to natural disasters are high, the rate of seismic reinforcement for public facilities that serve as disaster prevention centers has not reached 100%. There is an emphasis on gender equality, and the number of children given foster care placements is high. Election turnout is low. Community ties are strong, and there are many NPOs and foreign technical interns.

Relationship between the Municipality's Comprehensive Plan and the SDGs

Ishinomaki's slogan is "To create a vibrant Ishinomaki that capitalizes on food, a city where young people can take on new challenges." Projects such as the SDGs Future

City are limited to the environmental sphere, offering little in terms of addressing the dignity of women and children.



Priority Issues

Disaster recovery, seismic reinforcement of public facilities that serve as disaster prevention centers, population decline, promoting inward migration and settlement, rate of people getting regular health checks, rate of households receiving livelihood protection allowance, places for children to spend time outside school

Shiogama City

(1) 29th (2) 52,697 people (3) 42,409 people (4) 17.4 km²

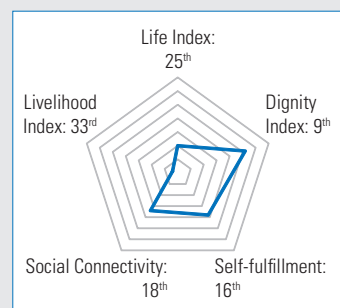
Overall Evaluation

Shiogama ranks poorly in the Livelihood Index (33rd) and Life Index (25th), but high in the Dignity Index (9th). Self-fulfillment and Social Connectivity are both around average at 16th and 18th, respectively. Average life expectancy at birth is relatively low for both men and women (32nd for men and 25th for women), but HALE is high (8th for men and 13th for women). The fertility rate is low, and the unmarried rate for women is high. The rate of children in single-parent households and the rate of households comprised of single elderly people are high, as are annual medical expenses per capita. There are issues with employment, such as the high unemployment rate and the low rate of people aged 65 and over with a job. The rate of non-attendance at school is on the high side. The number of opportunities for lifelong learning is the highest in the prefecture. There is an urgent need to improve the ICT education environment in elementary and junior high schools. Both the rate of households receiving livelihood protection allowance and the number of consultations at Child Welfare Centers are high. The sewage treatment rate is high, and the number of drunk driving violations is low. The volunteer firefighter sufficiency rate is the lowest in the prefecture. There is an emphasis on gender equality, with high rates of women among municipal assembly members and heads of community associations. Issues of concern are the number of

consultations on child abuse and the suicide rate among women. Community ties are strong.

Relationship between the Municipality's Comprehensive Plan and the SDGs

The city's slogan is "A port town that values individuality, where delicious food and smiles abound. A city of food, a wealth of new attractions, and the sea, stretching out towards the future." However, the city's basic vision does not contain any explicit statements relating to human dignity.



Priority Issues

Population decline, promotion of inward migration and settlement, expansion of employment opportunities, rate of households receiving livelihood protection allowance, non-attendance at school, places for children to spend time outside school, ICT education environment, volunteer firefighter sufficiency rate, rate of people getting regular health checks, rate of smoking among adults

Kesennuma City

(1) 27th (2) 59,316 people (3) 43,466 people (4) 332.4 km²

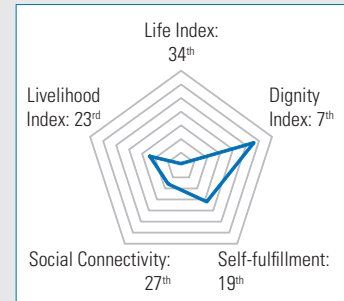
Overall Evaluation

Kesennuma ranks 34th in the Life Index, which is extremely low, and 23rd in the Livelihood Index. However, it ranks high in the Dignity index at 7th. Self-fulfillment (19th) and Social Connectivity (27th) are relatively low. Both life expectancy (35th for men and 31st for women) and HALE (28th for men and 22nd for women) are low. The number of deaths and damage to housing caused by natural disasters is extremely high. The working-age population and the rate of inward migration are low, while the rate of elderly people is high. A high proportion of children come from single-parent households. There are high rates of low-income households and people fully exempted from national pension contributions. The employment rate among women is low. Kesennuma is a leader in ESD education. It has published figures for cases of non-attendance at school and put in place stronger measures to combat it. There are many consultations at Child Welfare Centers, and the rate of applicants for special nursing facilities is high. The sewage treatment rate is low. Both the volunteer firefighter sufficiency rate and the rate of seismic reinforcement of public facilities that serve as disaster prevention centers are low. Although the city performs well in promoting gender equality and the percentage of women in management positions, there are few female assembly members. Its promotional activities to increase migration and settlement are very effective. There

are high numbers of foreign technical interns.

Relationship between the Municipality's Comprehensive Plan and the SDGs

The vision for the city's development incorporates the SDGs, under the slogan "A prosperous local community connected to the world." However, there is little reference to human dignity or using the SDGs to transform society.



Priority Issues

HALE (men and women), promotion of migration and settlement, increasing rate of elderly people, economic revitalization, employment opportunities for women, seismic reinforcement of public facilities, sewage treatment rate, places for children to spend time outside school

Shiroishi City

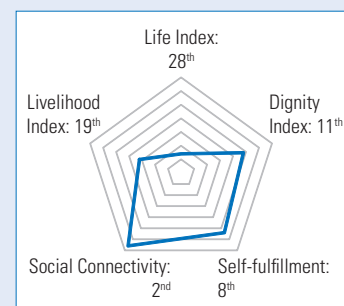
(1) 18th (2) 32,173 people (3) 25,888 people (4) 286.5 km²

Overall Evaluation

Shiroishi's position of 28th in the Life Index is low, but its ranking is around average for the Livelihood Index (19th) and the Dignity Index (11th). Self-fulfillment and Social Connectivity are strong, at 8th and 2nd, respectively. Both average life expectancy (19th for men, 19th for women) and HALE (12th for men, 24th for women) are around average. The rate of unmarried men is high. Medical expenses per capita and the number of teeth lost as of age 12 are high, while the rate of people getting regular health checks is low. There are high rates of low-income households and people fully exempted from pension contributions. Improvement of the ICT education environment remains an issue to be addressed. There is a positive picture in terms of Long-Term Care Insurance contributions and the rate of applicants for special nursing facilities. The amount of electricity generated from renewable sources and the number of cars owned per capita are high. Turnout in elections is high, as is the percentage of women in managerial positions. Conversely, there are high numbers of consultations on child abuse and high rates of death by suicide among children. There are no women assembly members or heads of community associations. Community ties are strong.

Relationship between the Municipality's Comprehensive Plan and the SDGs

The city's motto is "Shiroishi: a place where people and communities shine to create new values together." The goal is to create sustainable, multi-functional self-governance, but the number of quantitative targets is limited. The emphasis on building communities that engender a sense of pride and attachment to one's hometown, as well as on co-existence between multiple generations and cultures, is commendable.



Priority Issues

Population decline, declining number of children, increasing rate of elderly people, promotion of migration and settlement, regional disparities, employment opportunities, child abuse, places for children to spend time outside school, the proportion of women among municipal assembly members and community association heads

Natori City

(1) 7th (2) 79,623 people (3) 80,769 people (4) 98.2 km²

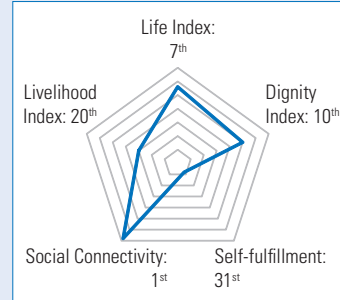
Overall Evaluation

Natori ranks highly in the Life and Dignity indices, at 7th and 10th respectively, but somewhat low in the Livelihood Index (20th). Self-fulfillment is low at 31st, but Social Connectivity is the strongest in the prefecture. Relatively speaking, men perform better than women in average life expectancy (10th for men, 14th for women) and HALE (7th for men, 16th for women). The fertility rate is high, and the proportion of children and people of working age out of the total population is high. The population is growing with a high rate of inward migration, and the rate of elderly people is low. There are many deaths and injuries due to traffic accidents. Health awareness is good, with high levels of people engaging in habitual exercise. There is a high rate of regular employees among employed persons. There are no schools designated as UNESCO Schools. The rate of applicants for special nursing facilities is high. The volunteer firefighter sufficiency rate is low, and there are many reported criminal offenses. There is a strong focus on the promotion of gender equality, with high numbers of women assembly members, but the proportion of women in municipal management positions is low. The rate of deaths by suicide among children is high. Community ties are strong.

Relationship between the Municipality's Comprehensive Plan and the SDGs

The city's slogan is "Vibrant. Our beloved Natori — building together for the future." The city's Comprehensive Plan relates goals in each area to the relevant SDGs,

quantifies outcome targets, and lists issues and problems. It also emphasizes a society of coexistence that recognizes diversity. However, the main areas of concern are fiscal and environmental.



Priority Issues

Declining numbers of children, support for childcare, eliminating waiting lists for nurseries, disaster prevention and mitigation, volunteer firefighters, employment opportunities for women and the elderly, number of deaths and injuries due to traffic accidents, women in municipal management positions, rate of deaths by suicide among children

Kakuda City

(1) 8th (2) 27,444 people (3) 23,282 people (4) 147.5 km²

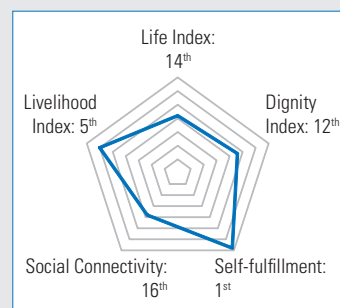
Overall Evaluation

Relative to its high position of 5th in the Livelihood Index, Kakuda ranks around average in the Life and Dignity indices at 14th and 12th, respectively. Self-fulfillment is the highest in the prefecture, but it ranks 16th in Social Connectivity. Men's average life expectancy (26th for men, 11th for women) and HALE (29th for men, 19th for women) are low. The health environment is positive, with low amounts paid for National Health Insurance per capita and low rates of lost teeth among children aged 12. The fertility rate is low. The rate of low-income households is high, and the average monthly amount of household purchases is low. There is a low rate of recipients of school attendance support, and many schools are designated as UNESCO Schools. Educational expenditure per capita is low. There is a low rate of households receiving livelihood protection allowance and a low rate of applicants for special nursing facilities. The volunteer firefighter sufficiency rate is good. There is a high rate of death by suicide among children. There are few female members of advisory councils, etc., and none serving as heads of community associations. There is a high proportion of people who would welcome an increase in foreign residents.

Relationship between the Municipality's Comprehensive Plan and the SDGs

The city's slogan is "Kakuda, a city of rural exchange where people and communities flourish and all kinds of individuality can shine through."

There is a policy to reflect the goals of the SDGs in the city's Comprehensive Plan, with an emphasis on eliminating domestic violence, early detection of child abuse, and prevention of bullying. It is commendable that the city has set a numerical target for reducing non-attendance at school (1.43%→1.0%).



Priority Issues

HALE (men), inward migration and settlement, employment opportunities, childcare support, local healthcare, female members of advisory councils, female heads of community associations

Tagajo City

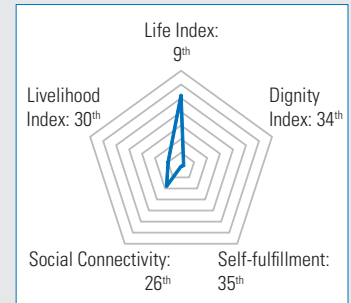
(1) 25th (2) 62,128 people (3) 52,741 people (4) 19.7 km²

Overall Evaluation

Tagajo ranks high on the Life Index (9th), but very low on the Livelihood Index (30th) and the Dignity Index (34th). At 35th, its score for Self-fulfillment is the lowest in the prefecture. At 26th, Social Connectivity is also weak. For women, average life expectancy (8th for men, 30th for women) and HALE (13th for men, 25th for women) are low. The fertility rate is high, as is the rate of inward migration. The proportion of children and people of working age out of the total population is high. The number of general hospitals and clinics per capita is low. Health awareness is good, with high levels of people engaging in habitual exercise. Overall, there is a high rate of regular employees among employed persons, but the rate for women is low. Labor productivity is low. There are many children on waiting lists for nurseries. There are a good number of children's homes and facilities for the elderly. Conversely, the rate of households receiving livelihood protection allowance is high, with few nursing care workers and livelihood protection allowance caseworkers. There is limited housing adapted for the elderly. The volunteer firefighter sufficiency rate is low. Although there is a high proportion of female representatives in the municipal assembly, there are no women among heads of community associations. There are few neighborhood associations and NPOs.

Relationship between the Municipality's Comprehensive Plan and the SDGs

The city's slogan is "Tagajo, a historic city nurturing the future — mutual support, learning, and growth — a beautiful Tagajo bringing smiles to citizens." A policy is in place to reflect the SDGs.



Priority Issues

Promotional activities to increase visitors, migration and settlement, support for childcare, rate of households receiving livelihood protection allowance, places for children to spend time outside school, female heads of community associations, volunteer firefighter sufficiency rate

Iwanuma City

(1) 9th (2) 43,760 people (3) 41,369 people (4) 60.5 km²

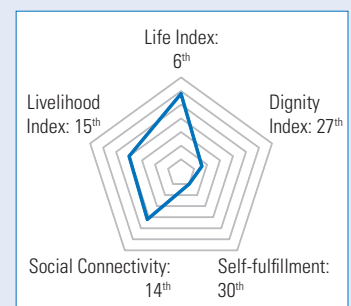
Overall Evaluation

Compared to its positions in the Life and Livelihood indices (6th and 15th), Iwanuma ranks low in the Dignity Index at 27th. Self-fulfillment is low at 30th, but Social Connectivity is around average (14th). Women's life expectancy (8th for women, 3rd for men) and HALE (21st for women, 15th for men) are low relative to men. The proportion of children in the population is high while the rate of elderly people is low. The proportion of working age out of the total population is high. There is good coverage of children's medical expenses, high rates of habitual exercise, and low rates of smoking among adults, suggesting a high level of health awareness. However, there are many deaths and injuries due to traffic accidents.

The rate of regular employees among employed persons is high, as is the rate of people with disabilities among employees. The financial capability index is also high. There is a good environment for ICT education in elementary and junior high schools, and there are many opportunities for lifelong learning. The student obesity rate (at 6th grade of elementary school) is low. There are few livelihood protection allowance caseworkers, and the number of children's homes is an issue to be addressed. The rate of female members of advisory councils, etc. is high. There are high rates of death by suicide among both children and women. Election turnout is low. There are many neighborhood associations.

Relationship between the Municipality's Comprehensive Plan and the SDGs

The city's slogan is "Iwanuma, an advanced, healthy, and happy city bursting with love." The city's Comprehensive Plan includes quantified indices for happiness, health, and livability. However, looking beyond the pursuit of safety, happiness, and peace of mind, there is little content relating to individual dignity.



Priority Issues

Reconstruction, safety and security, support for childcare, rate of recipients of school attendance support, places for children to spend time outside school

Tome City

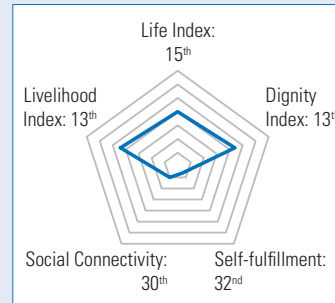
(1) 12th (2) 75,199 people (3) 62,595 people (4) 536.1 km²

Overall Evaluation

There is a good balance in Tome's rankings across the Life (15th), Livelihood (13th), and Dignity (13th) indices, but Self-fulfillment and Social Connectivity are low at 32nd and 30th, respectively. Both average life expectancy (23rd for men, 20th for women) and HALE (30th for men, 20th for women) are around average. Per capita medical costs are low, the rate of people getting regular health checks is high, and coverage of children's medical expenses is extensive. However, there are few doctors and the rate of death by suicide is high. Agricultural and fishery output is high. There is a high rate of low-income households and relatively few regular employees among employed persons. Employment rates for women and those aged 65 and over are high. The financial capability index is low. There are many opportunities for lifelong learning, and many facilities for the elderly. The volunteer firefighter sufficiency rate is low. There are few consultations on child abuse, but the rate of death by suicide among children is high. Promotional activities to communicate the city's appeal are highly effective.

Relationship between the Municipality's Comprehensive Plan and the SDGs

The city's slogan is "Sustainable development through collaboration with citizens — Tome: a comfortable city bursting with smiles and a rich natural environment." City policies are linked to the SDGs. It has obtained FSC certification with the aim of achieving sustainable forestry. Targets to be achieved have also been revised, and particular emphasis is placed on the human rights of men and women and the eradication of domestic violence and bullying.



Priority Issues

HALE (especially for men), population decline, declining numbers of children, clustering of city functions, lack of doctors (obstetrics/gynecology/pediatric clinics), rate of deaths by suicide among children, full-time caseworkers, difficult fiscal situation

Kurihara City

(1) 15th (2) 63,745 people (3) 48,036 people (4) 805.0 km²

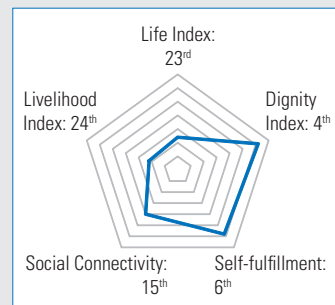
Overall Evaluation

Although Kurihara ranks low in the Life (23rd) and Livelihood indices (24th), it ranks 4th in the Dignity Index. Self-fulfillment and Social Connectivity are 6th and 15th, respectively. Both average life expectancy (29th for men, 21st for women) and HALE (11th for men, 23rd for women) are around average. Coverage of children's medical expenses is extensive. However, there are various issues in terms of health, such as few doctors, high medical expenses per capita, and low rates of habitual exercise. Other major issues include a high rate of unmarried men, a small working-age population, a high percentage of households consisting of a single elderly person, and an aging population with fewer children. The rate of regular employees among employed persons is low. There are many low-income households, with a high rate of households receiving livelihood protection allowance, while labor productivity and the financial capability index are low. The city generates a large amount of electricity from renewable sources, but the sewage treatment rate is low, as is the rate of seismic reinforcement of public facilities that serve as disaster prevention centers. Although there are many women in municipal management positions and municipal advisory councils, there are no female representatives in the municipal assembly. Promotional activities to communicate the city's appeal are highly effective. There are many designated cultural

properties, community centers, and neighborhood associations.

Relationship between the Municipality's Comprehensive Plan and the SDGs

The city's slogan is "Citizens will build a Kurihara they want to live in — creating an ideal living space in harmony with our precious natural environment." There is a policy to reflect the SDGs in the city's basic plan.



Priority Issues

Population decline, declining numbers of children, increasing rate of elderly people, rate of unmarried men, clustering of city functions, promotion of migration and settlement, rate of households receiving livelihood protection allowance, seismic reinforcement of public facilities that serve as disaster prevention centers, women assembly members

Higashi-Matsushima City

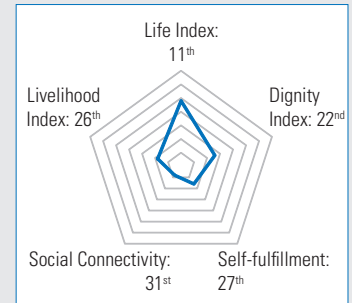
(1) 21st (2) 39,042 people (3) 33,841 people (4) 101.3 km²

Overall Evaluation

At 11th, Higashi-Matsushima ranks high in the Life Index, but low in the Livelihood and Dignity indices (at 26th and 22nd, respectively). Self-fulfillment and Social Connectivity are low, at 27th and 31st, respectively. The Great East Japan Earthquake flooded 65% of the city's built-up area and caused extensive damage to people and buildings. The city performed better in HALE (9th for men, 10th for women) than average life expectancy (24th for men, 21st for women). The rate of unmarried men is low, and the fertility rate is high. The situation is favorable in terms of number of doctors, coverage of children's medical expenses, and rates of habitual exercise. However, the rate of people getting regular health checks is the lowest in the prefecture. The rate of people with disabilities among employees is high, but the employment rate among women is low. Although the number of cars owned is high, per capita CO₂ emissions are low. There are many drunk driving violations. There are many consultations at Child Welfare Centers regarding child abuse, and very few places for children to spend time outside school. The percentage of women in municipal managerial positions is low. Community ties are strong.

Relationship between the Municipality's Comprehensive Plan and the SDGs

The city's slogan is "A sustainable, prosperous, and livable Higashi-Matsushima — aiming to be a leader in regional revitalization." It is enthusiastic about promoting and advocating community development in line with the core objective of the SDGs, as shown by its selection as an SDGs Future City in 2018 and its Smart Disaster Prevention Eco-Town Project. Its targets have been quantified.



Priority Issues

Promoting disaster recovery, population decline, declining numbers of children, increasing rate of elderly people, participation in UNESCO Schools, places for children to spend time outside school, drunk driving violations, adaption of housing for the elderly, women in municipal management positions

Osaki City

(1) 31st (2) 125,988 people (3) 117,643 people (4) 796.8 km²

Overall Evaluation

Osaki ranks 26th in the Life Index and 32nd in the Livelihood Index, which is low, but 19th in the Dignity Index, which is around average. Both Self-fulfillment (11th) and Social Connectivity (17th) are slightly higher. Average life expectancy at birth (33rd for men and 26th for women) is relatively low, but HALE (26th for men and 18th for women) is around average. Coverage of children's medical expenses and rates of habitual exercise remain issues to be addressed. A large number of Miyagi Prefecture Regional Revitalization Plans have been approved for the municipality, and the employment rate among women is high. There are many children on waiting lists for nurseries, and the rate of recipients of school attendance support is high. There are many children's homes, and also many consultations at Child Welfare Centers. The rate of households receiving livelihood protection allowance is high, as is the rate of persons requiring long-term care. The volunteer firefighter sufficiency rate is high, but the rate of seismic reinforcement of public facilities that serve as disaster prevention centers is low. Residences adapted for the elderly, car ownership, and the sewage treatment rate are low. Gender equality initiatives are substantial. The number of consultations regarding child abuse is the highest in the prefecture.

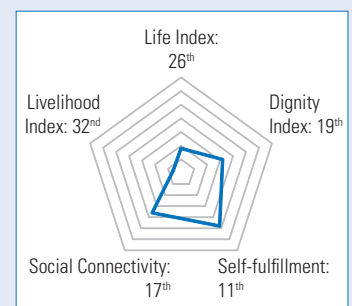
Relationship between the Municipality's Comprehensive Plan and the SDGs

The city's slogan is "Osaki, the treasure city — always Osaki, someday Osaki." Osaki's farmland has been recognized as a Globally Important Agricultural Heritage

System for sustainable rice paddy farming. The municipality emphasizes "hometown studies" which aim to foster a sense of affection towards the local area, and has also established a children's fund. However, awareness of issues relating to human dignity is still poor.

Priority Issues

Promotional activities to increase visitors, inward migration and settlement, the rate of households receiving livelihood protection allowance, children on waiting lists for nurseries, consultations at Child Welfare Centers, consultations regarding child abuse, rate of school attendance support recipients, seismic reinforcement of public facilities that serve as disaster prevention centers, more caseworkers



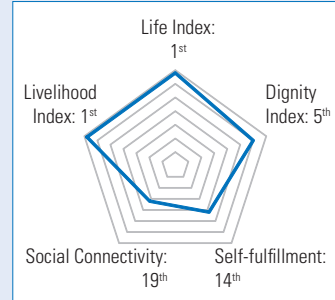
Tomiya City

(1) 1st (2) 52,258 people (3) 58,051 people (4) 49.2 km²

Overall Evaluation

Tomiya ranks first in both the Life and Livelihood indices, and also high (5th) in the Dignity Index. However, rankings of 14th and 19th for Self-fulfillment and Social Connectivity respectively show a disconnect between residents' subjective perceptions and the objective data. Both average life expectancy (4th for men, 1st for women) and HALE (2nd for men, 15th for women) are high. The proportion of children and people of working age relative to the total population is low, as are the unmarried rate, the rate of households comprised of a single elderly person, and the rate of children in single-parent households. There is a high level of health awareness in terms of the rate of people getting regular health checks, the smoking rate, and rates of habitual exercise. Both the rate of low-income households and rate of people fully exempted from national pension contributions are the lowest in the prefecture. Employment rates for women and the elderly are high, and the financial capability index is positive. Labor productivity and the rate of regular employees among employed persons are low. There are no children on waiting lists for nurseries or recipients of school attendance support. All elementary and junior high schools in the city are designated as UNESCO Schools. There are few places for children to spend time outside school, and few opportunities for lifelong learning. CO₂ emissions per capita are relatively low and the sewage

treatment rate are good. The rates of female assembly members, advisory council members, and community association heads are also high. There are few designated cultural properties, neighborhood associations, or NPOs.



Relationship between the Municipality's Comprehensive Plan and the SDGs

Tomiya's slogan is "Japan's number one city that people want to live in." It is a pioneering participant in UNICEF's Child Friendly Cities and Communities initiative. It has also implemented a low-carbon hydrogen technology demonstration project and shows a strong interest in the SDGs.

Priority Issues

Rate of regular employees, places for children to spend time outside school, lifelong learning, neighborhood associations, NPOs

• Katta County

Zao Town

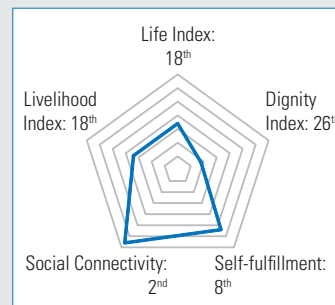
(1) 20th (2) 11,357 people (3) 9,432 people (4) 152.8 km²

Overall Evaluation

Zao ranks around the middle on the Life Index (18th) and the Livelihood Index (18th), and low on the Dignity Index (26th). However, both Self-fulfillment (8th) and Social Connectivity (2nd) are high. Average life expectancy (18th for men, 15th for women) is around average, but men's HALE (31st for men, 4th for women) is an issue. Per capita medical costs are low, and coverage of children's medical expenses is good. The proportion of people of working age is low, and the rate of deaths by suicide is high. There are no obstetrics/gynecology clinics. The rate of smoking among adults is high. The town has the lowest rates of employment in the prefecture for women, the elderly, and people with disabilities. The rate of school attendance support recipients is high. The environment for elderly people is good, with low Long-Term Care Insurance contributions, and although there are many people in need of long-term care, there are also high numbers of nursing care staff. The rate of applicants for special nursing facilities is high. CO₂ emissions per capita are high, and the sewage treatment rate is low. The rate of deaths by suicide among women is the prefecture's highest, there are few women on advisory councils or in municipal management positions, and there are no female assembly members or community association heads.

Relationship between the Municipality's Comprehensive Plan and the SDGs

The slogan of the town's Comprehensive Plan is "Zao, a one-of-a-kind town always full of love." The SDGs are used to promote the creation of a resource-recycling community. However, there is a lack of specific detail regarding goals for groups such as children and the elderly.



Priority Issues

HALE (especially for men), population decline, promoting migration and settlement, rate of elderly people, rate of school attendance support recipients, rate of deaths by suicide among women, number of women among municipal assembly representatives, advisory council members, municipal managers, and community association heads

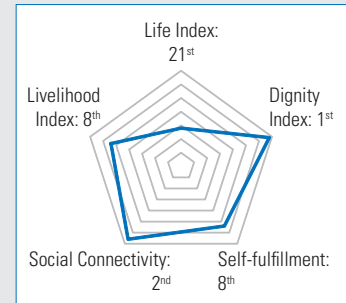
Shichikashuku Town (1) 6th (2) 1,278 people (3) 822 people (4) 263.1 km²

Overall Evaluation

Shichikashuku's position of 21st on the Life Index is low, but it ranks high on the Livelihood Index (8th), and the highest in the prefecture on the Dignity Index (1st). Self-fulfillment (8th) and Social Connectivity (2nd) are also high. Average life expectancy (13th for men, 10th for women) is around average, but men's HALE (35th for men, 1st for women) is an issue. The rate of people getting regular health checks is high, coverage of children's medical expenses is extensive, and rates of smoking among adults are low, indicating a high level of health awareness. The proportion of children and people of working age relative to the total population is the lowest in the prefecture, while the proportion of households comprised of a single elderly person is the highest. The rate of people requiring long-term care is the highest in the prefecture, but there are also many facilities for the elderly available. The town has few annual hours of sunshine. Turnout in elections is the highest. There are few consultations regarding child abuse. There are no women in the municipal assembly or among the heads of community associations, and the percentage of women on advisory councils and in municipal management positions is also low. Promotional activities to communicate the town's appeal are highly effective. There are many community centers and neighborhood associations.

Relationship between the Municipality's Comprehensive Plan and the SDGs

The town's goal is to become a "Small but sustainable town that gets full marks for livability, where people can experience affluence and happiness." Although the municipal plan aligns with the relevant SDGs, the goals lack specific detail and there is insufficient emphasis on dignity.



Priority Issues

Population decline, rate of elderly people, inward migration and settlement, HALE (men), rate of livelihood protection allowance recipients, obesity among students, gender equality, drunk driving violations

• Shibata County

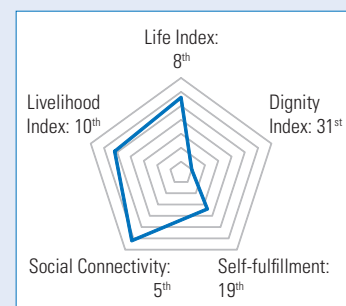
Ogawara Town (1) 11th (2) 23,616 people (3) 22,079 people (4) 25.0 km²

Overall Evaluation

Ogawara ranks 8th in the Life Index and 10th in the Livelihood Index, but 31st in the Dignity Index. Self-fulfillment is around average at 19th, but Social Connectivity is strong at 5th. Both average life expectancy (7th for men, 3rd for women) and HALE (10th for men, 2nd for women) are high. Per capita medical costs are low, and coverage of children's medical expenses is extensive. The rate of unmarried women is high, as is the overall unemployment rate. There are many UNESCO Schools and a good environment for ICT education. There are many children on waiting lists for nurseries, the rate of recipients of school attendance support is high, and educational expenditures per capita are the lowest in the prefecture. The long-term care environment is favorable, with low contributions for Long-Term Care Insurance, a low rate of people requiring long-term care, and a low rate of applicants for special nursing facilities. There are issues in terms of promoting gender equality, such as no female heads of community associations. There are few designated cultural properties or neighborhood associations. The municipality achieved 2,500 days without a traffic fatality in 2020.

Relationship between the Municipality's Comprehensive Plan and the SDGs

The town's slogan is "An innovative town where people, the community, and cherry blossoms are in full bloom — Ogawara, generous and resilient, long into the future." The town's Comprehensive Plan includes references to people in vulnerable situations and social inclusion for creating a sustainable community but does not have a strong focus on human rights and dignity.



Priority Issues

Curbing population decline, promoting inward migration and settlement, children on waiting lists for nurseries, rate of school attendance support recipients, places for children to spend time outside school, promoting gender equality, female heads of community associations

Murata Town

(1) 34th (2) 10,297 people (3) 8,857 people (4) 78.4 km²

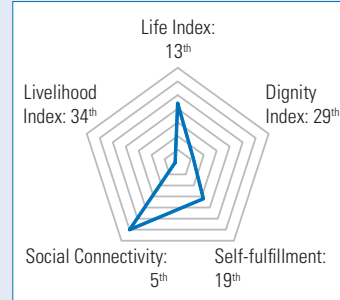
Overall Evaluation

Relative to its position of 13th in the Life Index, Murata performs poorly in the Livelihood Index (34th) and the Dignity Index (29th). Self-fulfillment is around average at 19th, but Social Connectivity is strong, ranking 5th. Both average life expectancy (16th for men, 9th for women) and HALE (5th for men, 17th for women) are around average. There is a high rate of inward migration, but a low fertility rate, leading to a decline in population. Coverage of children's medical expenses is extensive. There are large numbers of deaths and injuries due to traffic accidents. There are issues with employment, such as a high overall unemployment rate, but there is a high rate of people with disabilities among employees, as well as a high rate of people aged 65 and over with a job. There are few opportunities for lifelong learning, and few facilities for the elderly. The town generates relatively little electricity from renewable sources, and the rate of seismic reinforcement of public facilities that serve as disaster prevention centers is the lowest in the prefecture. There are also many drunk driving violations. The rate of death by suicide among women is low. There are no female assembly members or community association heads, and the proportion of women in municipal management positions is also low. There are many community centers and NPOs.

Relationship between the Municipality's Comprehensive Plan and the SDGs

The motto of the town plan is "Murata, a town where people can live in peace and abundance: peace of mind, prosperity, and livelihoods." Although it stresses that the

SDGs will be reflected in the town's planning principles and measures, the main focus is on safety and security, economic revitalization, and overcoming its fiscal crisis.



Priority Issues

Population decline, promoting inward migration and settlement, opportunities for lifelong learning, female assembly members, female heads of community associations, women in municipal management positions, rate of seismic reinforcement of public facilities that serve as disaster prevention centers, drunk driving violations

Shibata Town

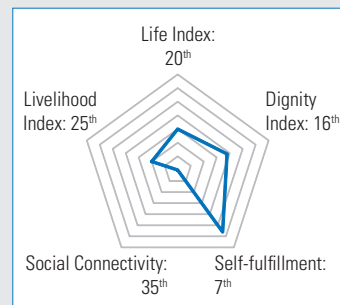
(1) 22nd (2) 37,037 people (3) 35,201 people (4) 54.0 km²

Overall Evaluation

Shibata's rankings of 20th in the Life Index, 25th in the Livelihood Index, and 16th in the Dignity Index, place it around the middle overall. Self-fulfillment is high at 7th, but Social Connectivity is at 35th, the lowest in the prefecture. Women's life expectancy (9th for men, 27th for women) and HALE (20th for men, 27th for women) are low. The rate of unmarried men is high, and there is little inward migration. The rate of people with disabilities among employees and the rate of people aged 65 and over with a job are both good. The proportion of working women out of the total workforce is large, but the proportion of these in regular employment is small. There are many children on waiting lists for nurseries, and the rate of recipients of school attendance support is high. There are no schools designated as UNESCO Schools. Contributions for Long-Term Care Insurance are low and few people require long-term care. The rate of applicants for special nursing facilities, the number of facilities for the elderly, and the number of nursing care staff are the lowest in the prefecture. The volunteer firefighter sufficiency rate and the rate of seismic reinforcement of public facilities that serve as disaster prevention centers are both low. Although there is a high proportion of women in the municipal assembly and in municipal management positions, there are no female heads of community associations. There are few neighborhood associations or NPOs.

Relationship between the Municipality's Comprehensive Plan and the SDGs

Shibata town's vision for its future is "A town of flowers where smiles abound, and pride and affection grow." The four strategies to address industrial and population decline in the town's Comprehensive Plan include the relevant SDGs.



Priority Issues

HALE (particularly women), rate of regular employment, children on waiting lists for nurseries, school attendance support recipient rate, facilities for the elderly, number of nursing care staff, volunteer firefighter sufficiency rate, rate of seismic reinforcement of public facilities that serve as disaster prevention centers, female heads of community associations

Kawasaki Town

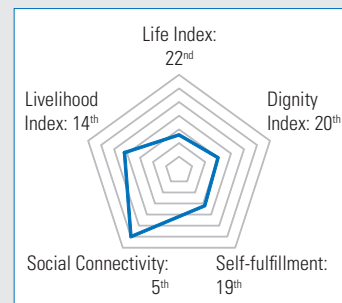
(1) 19th (2) 8,315 people (3) 6,497 people (4) 270.8 km²

Overall Evaluation

Kawasaki performs well in the Livelihood Index at 14th, but ranks slightly lower in the Life and Dignity indices, at 22nd and 20th respectively. Self-fulfillment is around average at 19th, but Social Connectivity is strong, at 5th. Men's life expectancy (25th for men, 5th for women) and HALE (32nd for men, 12th for women) are low. The unmarried rate for women is low, but the fertility rate is also low, and children make up a small share of the total population. The rate of inward migration is low, and the rate of population decline is high. The rate of deaths by suicide and the rate of smoking among adults are both high. Per capita income, labor productivity, and the financial capability index are all low. The rate of regular employees among female employees is the highest in the prefecture, and the rate of people with disabilities among employees is also high. There are no children on waiting lists for nurseries, but obesity among students (6th grade of elementary school) is a problem, and improvements are needed in ICT education. There are no schools designated as UNESCO Schools. The number of consultations at Child Welfare Centers is low. Contributions for Long-Term Care Insurance are high, and there are few facilities for the elderly. The amount of electricity generated from renewable sources is low. There are numerous issues in terms of gender equality; for example, there are no female heads of community associations.

Relationship between the Municipality's Comprehensive Plan and the SDGs

Kawasaki's motto is "A 'hot' (trendy) town in harmony with nature." The main focus is on security and safety, including livelihood support, employment opportunities, the fiscal base, and healthcare measures to cope with a declining population, with little consideration given to dignity.



Priority Issues

A rapid decline in population and an increase in the rate of elderly people, inward migration and settlement, smoking rate among adults, ICT education environment, facilities for the elderly, promoting gender equality, female heads of community associations

• Igu County

Marumori Town

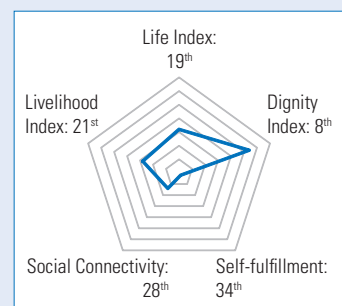
(1) 14th (2) 12,323 people (3) 8,566 people (4) 273.3 km²

Overall Evaluation

Marumori ranks around the middle of the Livelihood (21st) and Life (19th) indices, but towards the top of the Dignity Index (8th). Self-fulfillment and Social Connectivity are both low, at 34th and 28th, respectively. Both average life expectancy (17th for men, 16th for women) and HALE (14th for men, 7th for women) are around average. The proportion of children and people of working age relative to the total population is low, while the unmarried rate for men, the rate of elderly people, and the rate of households comprised of a single elderly person are high. The number of deaths by suicide is high relative to the population. Per capita income is low, as is the financial capability index. The ICT education environment is good, and there are many opportunities for lifelong learning. The student obesity rate is high. There are substantial challenges in the field of nursing care: the rate of people requiring long-term care is high, but there are few facilities for the elderly or nursing care staff. The volunteer firefighter sufficiency rate is high. The sewage treatment rate is low. There are few community centers, and the municipality has various issues in terms of promoting gender equality, such as no female heads of community associations. Promotional activities to communicate the town's appeal are highly effective. There are many neighborhood associations and NPOs. There is also a high rate of foreign residents in the population.

Relationship between the Municipality's Comprehensive Plan and the SDGs

The town's slogan is "Marumori, a prosperous and vibrant town where people and communities shine." The town's plans for recovery and reconstruction contain little from the perspectives of discrimination, gender equality, and other aspects of dignity.



Priority Issues

Recovery from severe typhoon damage. Severe population decline, declining numbers of children, increasing rate of elderly people, settlement of young people, rate of deaths by suicide, obesity among students, facilities for the elderly, sewage treatment rate, promoting gender equality

• **Watari County**

Watari Town

(1) 25th (2) 33,343 people (3) 26,834 people (4) 73.6 km²

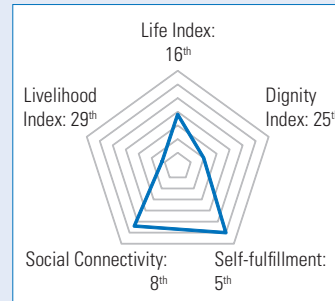
Overall Evaluation

Although it ranked 16th in the Life Index, Watari performed poorly in the Livelihood Index (29th) and the Dignity Index (25th). Self-fulfillment and Social Connectivity are both high, at 5th and 8th, respectively. HALE (31st for women, 18th for men) for women is poor compared to average life expectancy (22nd for women, 14th for men). The fertility rate and rate of inward migration are low. Children make up a fair proportion of the total population, and the rate of elderly people is not particularly high. The healthcare environment is good, and levels of health awareness are high. The lack of obstetrics/gynecology clinics needs to be addressed. The unemployment rate is low, but so are the rates of regular employees among the employed and working women out of the total female population. Watari suffered extensive damage in the Great East Japan Earthquake, with 48% of the town inundated by water. The amount of electricity generated from renewable sources is high, and the rate of housing adapted for the elderly is very high. Election turnout is low. The rate of deaths by suicide among children is the highest in the prefecture. There are few female members of advisory councils and similar bodies.

Relationship between the Municipality's Comprehensive Plan and the SDGs

The town's slogan is "A town that connects people to

mountains, rivers, oceans, and farmland through time." Although community development is being undertaken in line with the core objective of the SDGs, there does not seem to be a strong commitment to generating new ideas from the town's existing policies. The town's councils for the promotion of human rights education and building children's futures are commendable.



Priority Issues

Completion of disaster recovery, HALE (especially for women), employment opportunities, ICT education environment in elementary and junior high schools, UNESCO Schools, rate of deaths by suicide among children, female members of advisory councils and similar bodies

Yamamoto Town

(1) 33rd (2) 11,792 people (3) 8,854 people (4) 64.6 km²

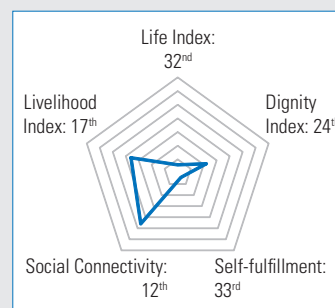
Overall Evaluation

Yamamoto ranks 32nd in the Life Index, which is low, but around average in the Livelihood (17th) and Dignity (24th) indices. Social Connectivity is reasonably strong at 12th, but Self-fulfillment is low (33rd). Average life expectancy (5th for men, 28th for women) and HALE (19th for men, 28th for women) present an issue for women. The unmarried rate is high, the proportion of children and people of working age relative to the total population is low, and the rate of households comprised of single elderly people is high. A high proportion of children come from single-parent households. The Great East Japan Earthquake caused extensive damage to lives and homes. The rate of deaths by suicide is high, and there are also many deaths and injuries due to traffic accidents. Medical expenses per capita are the highest in the prefecture. Per capita income is low, but labor productivity is high. There are issues with employment, such as the unemployment rate and the rate of people with disabilities among employees. Many people require long-term care, and there are many applicants for special nursing facilities. The rate of deaths by suicide among women is high, and there are several issues in terms of promoting gender equality.

Relationship between the Municipality's Comprehensive Plan and the SDGs

The town's slogan is "Sparkling Yamamoto! A town full of smiles created by everyone — building a small but vibrant town full of individuality."

The town's policies are not linked to the SDGs, and there is no focus placed on bullying, child abuse, people with disabilities, or human rights education.



Priority Issues

Completion of the disaster recovery plan, population decline, increasing rate of elderly people, promoting inward migration and settlement, unmarried rate, deaths and injuries due to traffic accidents, healthcare expenditures, rate of people with disabilities among employees, rate of deaths by suicide among women, promoting gender equality

• Miyagi County

Matsushima Town

(1) 27th (2) 13,389 people (3) 10,606 people (4) 53.6 km²

Overall Evaluation

Matsushima ranks 12th in the Life Index and 18th in the Dignity Index, but is at the bottom of the Livelihood Index (35th). Self-fulfillment and Social Connectivity are around average at 17th and 13th, respectively. Average life expectancy (15th for men, 6th for women) and HALE (4th for men, 3rd for women) are good. The unmarried rate is high, while the fertility rate and rate of inward migration are low. The proportion of children and people of working age relative to the total population is low, while the rate of households comprised of a single elderly person is high. The Great East Japan Earthquake caused extensive damage to lives and homes. Medical expenses per capita are high. There are many deaths and injuries due to traffic accidents. The unemployment rate is high, while the employment rate for women, the rate of regular employees among female employees, and the rate of people aged 65 and over with a job are all low. The rate of school attendance support recipients is the highest in the prefecture, and there are few opportunities for lifelong learning. Although there is a substantial proportion of women among municipal management staff, there are no female assembly members or community association heads, and the proportion of women on advisory councils and similar bodies is also low. There are many designated cultural properties.

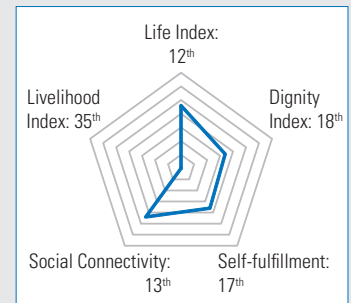
Relationship between the Municipality's Comprehensive Plan and the SDGs

The motto underlying the town's development efforts is "Upholding and creating history and culture," while its vision for the future is "Matsushima, a

beautiful town where people gather, learn, work, and smile." While emphasis is placed on the welfare and education of children, the elderly, and people with disabilities, there is little attention paid to gender perspectives and the prevention of violence against children.

Priority Issues

Population decline, declining numbers of children, increasing rate of elderly people, stable employment, support for childcare, school attendance support recipient rate, lifelong learning, promoting gender equality, number of women among municipal assembly representatives and advisory council members, attracting tourists



Shichigahama Town

(1) 24th (2) 18,065 people (3) 14,426 people (4) 13.2 km²

Overall Evaluation

Shichigahama ranks 17th in the Life Index and 11th in the Livelihood Index, which is around average, but is at the bottom (35th) of the Dignity Index. Self-fulfillment is around average at 23rd, but Social Connectivity is weak, at 34th. Both average life expectancy (11th for men, 33rd for women) and HALE (22nd for men, 34th for women) present an issue for women. The fertility rate is low. The rate of households comprised of a single elderly person is low. There are few clinics and doctors, and a high level of tooth loss among children aged 12. There are few deaths and injuries due to traffic accidents. Per capita income and the average monthly amount of household purchases are low. The rates of regular employees among female employees and of people with disabilities among employees are low. The levels of nursing care staff are low. Both the rate of housing adapted for the elderly and the sewage treatment rate are the highest in the prefecture. There are many consultations regarding child abuse, and few places for children to spend time outside school. The rate of deaths by suicide among women is high, and there are few women in municipal management positions.

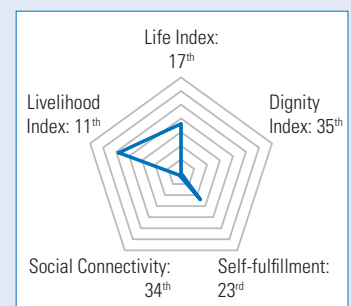
Relationship between the Municipality's Comprehensive Plan and the SDGs

The town's slogan is "Building a comfortable and livable town where people can live with dignity in harmony with the sea." Although the SDGs are used to

guide long-term development, the focus is on increasing the number of visitors, reconstruction, land use, etc., with limited attention paid to the dignity of children and women.

Priority Issues

Population decline, overcoming the contraction of the local economy, recruiting human resources, improving employment (particularly among women and people with disabilities), smoking rate among adults, number of teeth lost among 12-year-olds, consultations on child abuse, places for children to spend time outside school, women in municipal management positions



Rifu Town

(1) 2nd (2) 36,004 people (3) 36,959 people (4) 44.9 km²

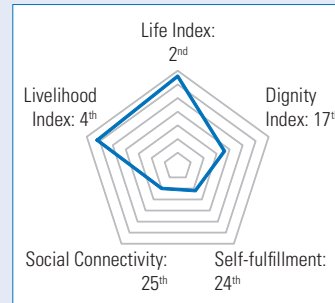
Overall Evaluation

Rifu ranks highly in both the Life (2nd) and Livelihood indices (4th), but around the middle of the Dignity Index (17th). Self-fulfillment and Social Connectivity are both low, at 24th and 25th respectively. Both average life expectancy (1st for men, 4th for women) and HALE (3rd for men, 11th for women) are high. The unmarried rate is low, and inward migration is high. The proportion of children and people of working age relative to the total population is high, while the rates of children in single-parent households and households comprised of a single elderly person are low. Health awareness is high, and there is a low rate of deaths by suicide, but there are many deaths and injuries due to traffic accidents. The rate of regular employees among female employees is low. There are many opportunities for lifelong learning. There is a favorable situation in terms of people requiring long-term care, the rate of applicants for special nursing facilities, and the number of nursing care workers. The rate of housing adapted for the elderly is low, and there are many reported criminal offenses. There are many women on advisory councils and among heads of community associations. There are few places for children to spend time outside school, and few neighborhood associations.

Relationship between the Municipality's Comprehensive Plan and the SDGs

The town's slogan is "Go further, Rifu, take on challenges! A town where everyone's dreams can come true." The relevant SDGs are given in an easy-to-under-

stand manner for each policy in the town's Comprehensive Plan, and numerical targets have also been set. Its efforts to promote gender equality, human rights education, and multi-cultural co-existence are also commendable. The town works with citizens and engages with their opinions.



Priority Issues

Inward migration and settlement, industrial development, death and injuries caused by traffic accidents, regular employment rate among female employees, places for children to spend time outside school, children's homes, neighborhood associations

• Kurokawa County

Taiwa Town

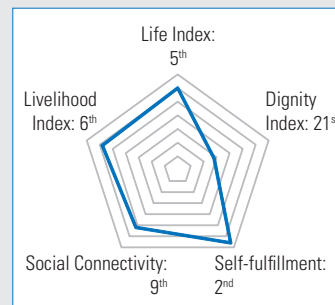
(1) 4th (2) 28,271 people (3) 27,399 people (4) 225.5 km²

Overall Evaluation

Taiwa ranks highly in both the Life (5th) and Livelihood indices (6th), but around the middle of the Dignity Index (21st). Self-fulfillment and Social Connectivity are strong, at 2nd and 9th respectively. HALE (25th for men, 33rd for women) is a problem relative to average life expectancy (6th for men, 17th for women). The unmarried rate is low, and the fertility rate is high. The proportion of children and people of working age relative to the total population is high, while the rates of children in single-parent households and households comprised of a single elderly person are low. The healthcare environment and the rates of habitual exercise are among the best in the prefecture. Per capita income is high, as is labor productivity and the financial capability index. There is a high rate of people with disabilities among employees. There are many opportunities for lifelong learning. The number of consultations at Child Welfare Centers is high, as are contributions for Long-Term Care Insurance. The town generates a large amount of electricity from renewable sources, but per capita CO₂ emissions are also high. Election turnout is low. The rates of deaths by suicide among children and women are high, and there are many consultations on child abuse. There are few community centers. With many foreign residents and technical interns, the town has a strong international character.

Relationship between the Municipality's Comprehensive Plan and the SDGs

Taiwa's slogan is "To build a town where everyone can continue to live with pride and affection." The town's Comprehensive Plan is mainly concerned with stability of employment, safety and security, and inward migration and settlement.



Priority Issues

Business expansion, stability of employment, revitalization, support for childcare, consultations at Child Welfare Centers, consultations regarding child abuse, rate of deaths by suicide among children, CO₂ emissions per capita

Osato Town

(1) 12th (2) 7,784 people (3) 6,224 people (4) 82.0 km²

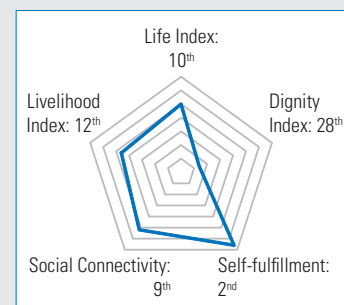
Overall Evaluation

Compared to its positions in the Life and Livelihood indices (10th and 12th), Osato ranks low in the Dignity Index, at 28th. Self-fulfillment and Social Connectivity are both high at 2nd and 9th, respectively. Both average life expectancy (20th for men, 18th for women) and HALE (17th for men, 29th for women) are around average. The unmarried rate is low, the rate of inward migration is high, and the working-age population is high. The health and medical care environment is good, but the rate of smoking among adults is high. The rate of people with disabilities among employees is high, but the rate of regular employees among female employees is low. The student obesity rate (at 2nd grade of junior high school) is high. Improvement of the ICT education environment remains an issue to be addressed. There are high numbers of facilities for the elderly and nursing care staff, but contributions for Long-Term Care Insurance are high, and there is a high rate of applicants for special nursing facilities. CO₂ emissions per capita are high. There are issues in terms of promoting gender equality, with no women in municipal management positions or among heads of community associations, and a low rate of female members of advisory councils and similar bodies.

Relationship between the Municipality's Comprehensive Plan and the SDGs

The town's slogan is "Self-reliance — build a town where everyone can think and act on their own initiative to create the future." Development plans emphasize job

creation, inward migration and settlement, health, and measures to address the declining number of children. Examples of the SDGs in practice include a "super healthcare city" provided through partnerships with the private sector and the promotion of inward migration through a rent-to-own type of housing rental system.



Priority Issues

Population decline, inward migration and settlement, job creation, rate of regular employees among female employees, ICT education environment, CO₂ emissions per capita, promoting gender equality, women in municipal management positions and on municipal advisory councils

Ohira Village

(1) 3rd (2) 5,702 people (3) 4,855 people (4) 60.3 km²

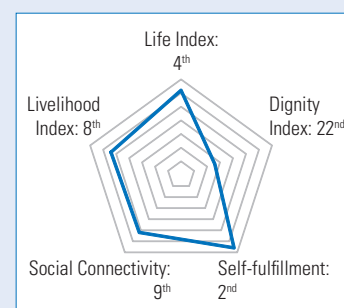
Overall Evaluation

Ohira ranks high in the Life Index (4th) and Livelihood Index (8th), but low in the Dignity Index (22nd). Self-fulfillment and Social Connectivity are relatively good at 2nd and 9th respectively. HALE (1st for men, 32nd for women) is a problem for women relative to average life expectancy (12th for men, 13th for women). The unmarried rate is low and the fertility rate is high, with high levels of inward migration. The proportion of children relative to the total population is high, and the rate of households comprised of a single elderly person is low. The healthcare environment is good, with high rates of habitual exercise, but the rate of smoking among adults is also high. There is a large number of deaths and injuries due to traffic accidents. The rate of people with disabilities among employees is low. There are many facilities for the elderly, but contributions for Long-Term Care Insurance, the rate of persons requiring long-term care, and the rate of applicants for special nursing facilities are all high. CO₂ emissions per capita are high. The volunteer firefighter sufficiency rate is low. There are many drunk driving violations, and many reported criminal offenses. The rate of deaths by suicide among women is high.

Relationship between the Municipality's Comprehensive Plan and the SDGs

The village's slogan is "Ohira, the Manyo village, strides into a new era — Building a community where everyone can support each other and live with smiles on their

faces." The focus of the town's Comprehensive Plan is on clean energy, and there is little concerning human dignity. Efforts to pass on local culture, education to foster a love of the local area, and the mobilization of private and resident organizations are commendable.



Priority Issues

HALE (especially for women), deaths and injuries caused by traffic accidents, smoking rate among adults, rate of people with disabilities among employees, ICT education environment, lifelong learning, special nursing facilities, drunk driving, number of reported criminal offenses, rate of deaths by suicide among women

• Kami County

Shikama Town

(1) 17th (2) 6,407 people (3) 5,707 people (4) 109.3 km²

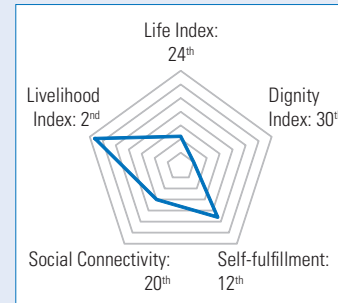
Overall Evaluation

Shikama performs well in the Livelihood Index, coming in 2nd, but is low in the Life and Dignity indices, at 24th and 30th respectively. Self-fulfillment and Social Connectivity are around average, at 12th and 20th respectively. Both average life expectancy (27th for men, 34th for women) and HALE (34th for men, 35th for women) are pressing issues. The unmarried rate among women is low. Children make up a relatively large share of the total population, but the rate of children in single-parent households is also high. There are few households comprised of a single elderly person, the rate of people getting regular health checks is high, and the rate of smoking among adults is low. However, levels of habitual exercise are poor. The rate of deaths by suicide is Miyagi's highest. Shikama has the largest agricultural and fishery output in the prefecture, but per capita income is low. The financial capability index is low. There are many opportunities for lifelong learning. The student obesity rate (at 2nd grade of junior high school) is high. The rate of applicants for special nursing facilities is high. There are also many drunk driving violations. There are issues in terms of promoting gender equality, and the rate of deaths by suicide among women is high.

Relationship between the Municipality's Comprehensive Plan and the SDGs

The principle underlying the Comprehensive Plan is "Community development that makes the most of the goodness, strength, and beauty of the countryside."

There is an emphasis on support for childcare, measures for elderly people, and promoting settlement. The promotion of human rights education that teaches respect for human beings, as well as "Shikama Studies" to learn about local traditions, is commendable. However, efforts relating to the dignity of women and children are still insufficient.



Priority Issues

HALE (both men and women) rate of deaths by suicide (especially among women), support for childcare, obesity among students, promoting gender equality, drunk driving, promoting settlement, active PR initiatives from the perspective of the wider geographic area

Kami Town

(1) 23rd (2) 21,907 people (3) 16,605 people (4) 460.7 km²

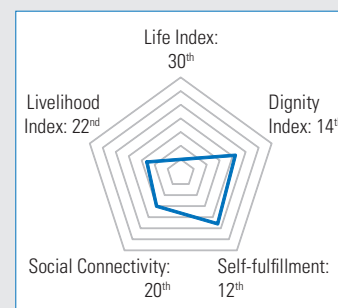
Overall Evaluation

Kami's position of 30th in the Life Index is low, but it is around average at 22nd in the Livelihood Index and 14th in the Dignity Index. Self-fulfillment and Social Connectivity are around average at 12th and 20th, respectively. Compared to average life expectancy (28th for men, 24th for women), HALE is low (33rd for men, 30th for women). The unmarried rate is low for women, but relatively high for men. The proportion of children and people of working age relative to the total population is low and the rate of elderly people is high. Habitual exercise and the average number of steps taken daily are low. The female employment rate and the rate of people aged 65 and over with a job are positive, but rates of regular employees among employed persons and people with disabilities among employees are low. The student obesity rate is high (both in the 6th grade of elementary school and the 2nd grade of junior high school). There are few facilities for the elderly and low levels of nursing care staff. There is a high proportion of women on advisory councils, but no female heads of community associations. Publicity activities to attract visitors have had a strong impact. There is a focus on music and the arts, with many designated cultural properties and community centers.

Relationship between the Municipality's Comprehensive Plan and the SDGs

The town's slogan is "A people- and nature-friendly town where good will, resources, and funds circulate: symbiosis, collaboration, and self-governance."

The town's Comprehensive Plan uses the SDGs as a driving force, displaying the SDGs logo on economic and environmental initiatives and collaborating with a variety of stakeholders. However, there are still insufficient efforts towards addressing the dignity of children.



Priority Issues

HALE, habitual exercise, daily steps taken, job creation, promoting settlement, rate of people with disabilities among employees, facilities for the elderly, nursing care staff

• Toda County

Wakuya Town

(1) 35th (2) 14,997 people (3) 12,253 people (4) 82.2 km²

Overall Evaluation

Wakuya is ranked low in all the indices: 29th in Life, 26th in Livelihood, and 33rd in Dignity. Self-fulfillment and Social Connectivity are around average, at 25th and 22nd respectively. Compared to HALE (23rd for men, 9th for women), average life expectancy is low (34th for men, 35th for women). The fertility rate is low, and the rate of elderly people is high. A high proportion of children come from single-parent households. There are low levels of habitual exercise. There are many consultations at Child Welfare Centers. The situation in terms of the rate of applicants for special nursing facilities is positive, but there are few facilities for the elderly. There is a low rate of housing adapted for the elderly and a low sewage treatment rate. The rate of seismic reinforcement of public facilities that serve as disaster prevention centers is low. There are many drunk driving violations. There are many consultations regarding child abuse, and few places for children to spend time outside school. Although there are relatively many women among municipal management staff, there are few female members of advisory councils. The town has many designated cultural properties.

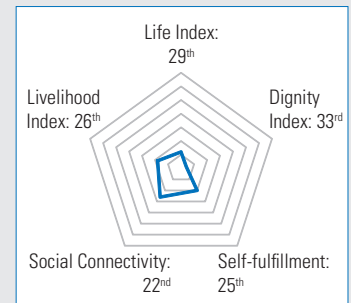
Relationship between the Municipality's Comprehensive Plan and the SDGs

The town's slogan is "Wakuya, home of golden flowers and exchange - a town of shining health that draws on nature and history." The principal goals of the town's

Comprehensive Plan are increasing visitors, inward migration, and settlement, support for childcare, and the development of historical heritage. The promotion of gender equality is not a priority.

Priority Issues

Increasing visitors, inward migration and settlement, consultations at Child Welfare Centers, places for children to spend time outside school, facilities for the elderly, housing adapted for the elderly, rate of seismic reinforcement of public facilities that serve as disaster prevention centers, drunk driving, female members of municipal advisory councils



Misato Town

(1) 32nd (2) 23,566 people (3) 18,610 people (4) 75.0 km²

Overall Evaluation

Relative to its position of 16th in the Livelihood Index, Misato ranks low in the Life Index (26th) and the Dignity Index (32nd). Self-fulfillment and Social Connectivity are both low, at 25th and 22nd respectively. Compared to HALE (16th for men, 5th for women), average life expectancy is low (30th for men, 29th for women). The proportion of children and people of working age relative to the total population is low and the rate of elderly people is high. Health awareness is an issue to be addressed, with low levels of habitual exercise. Labor productivity and the financial capability index are low. The student obesity rate (at 2nd grade of junior high school) is high, and there are few opportunities for lifelong learning. The levels of nursing care staff are low. The amount of electricity generated from renewable sources is low. There are many drunk driving violations. There is a high proportion of women on advisory councils, but no female heads of community associations.

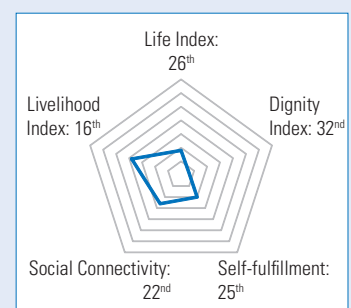
Relationship between the Municipality's Comprehensive Plan and the SDGs

The town's slogan is "A town that develops people with a richness of spirit, where local industries thrive, and where one can lead an active and vibrant life." Its Comprehensive Plan was drawn up with reference to the SDGs but includes few numerical targets. It is commendable that the town is

pursuing a society of mutual community harmony in terms of addressing bullying and non-attendance at school, providing support for the elderly, and prohibiting discrimination against people with disabilities. However, there is little content relating to the dignity of women.

Priority Issues

Declining numbers of children, increasing rate of elderly people, population decline, settlement of young people, industrial development, habitual exercise, enhancement of the educational environment (e.g., UNESCO Schools), drunk driving, financial capability index



• Oshika County

Onagawa Town

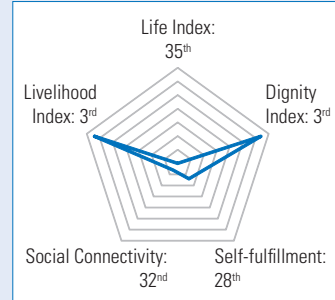
(1) 16th (2) 6,014 people (3) 4,022 people (4) 65.4 km²

Overall Evaluation

Onagawa ranks at the bottom of the Life Index (35th), but high in both the Livelihood (3rd) and Dignity (3rd) indices. Self-fulfillment and Social Connectivity are both low, at 28th and 32nd respectively. Both average life expectancy (21st for men, 23rd for women) and HALE (21st for men, 26th for women) are around average. The unmarried rate among women is high, and the rate of inward migration is low. The proportion of children relative to the total population is low, but the rate of elderly people is high. A high proportion of children come from single-parent households. The rate of deaths by suicide is high, and relative to population, the number of deaths and damage to housing caused by natural disasters is the highest in the prefecture. The rate of smoking among adults is high. Although per capita income is high, there is also a high rate of low-income households. There are high rates of student obesity and school attendance support recipients. Other issues include a high number of consultations at Child Welfare Centers, a high rate of households receiving livelihood protection allowance, a high rate of persons requiring long-term care, and relatively few facilities for the elderly. There are many drunk driving violations, and a large number of consultations regarding child abuse. The town works actively to communicate its appeal and values. The number of foreign residents and technical interns as a proportion of the population is the largest in the prefecture.

Relationship between the Municipality's Comprehensive Plan and the SDGs

Onagawa's motto is "A town that binds life and livelihoods together." The goal of the town's Comprehensive Plan is to build a sustainable town that can provide government services commensurate with a small community. There is an emphasis on education aimed at fostering a love for the local area.



Priority Issues

Reconstruction and disaster prevention, ensuring nuclear power plant safety, increasing visitors, inward migration and settlement, regeneration of fisheries, smoking rate among adults, facilities for the elderly, promoting gender equality

• Motoyoshi County

Minami-Sanriku Town

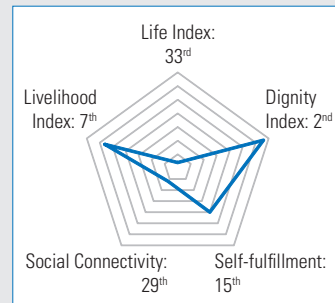
(1) 10th (2) 12,073 people (3) 8,349 people (4) 163.4 km²

Overall Evaluation

Minami-Sanriku ranks near the bottom of the Life Index (33rd) but high in both the Livelihood (7th) and Dignity (2nd) indices. Self-fulfillment is around average at 15th, but Social Connectivity is weak, at 29th. Men's average life expectancy (22nd for men, 7th for women) and HALE (27th for men, 6th for women) are low. The unmarried rate is high, inward migration is low, and the proportion of children and people of working age relative to the total population is low. The town has suffered extensive damage to lives and homes as a result of natural disasters. The healthcare environment, including the number of clinics and doctors, remains an issue. Although per capita income is high, there is also a high proportion of low-income households. Issues in terms of employment include the proportion of regular employees and people with disabilities among employees. The financial capability index is Miyagi's lowest. The student obesity rate (at 6th grade of elementary school) is the highest in the prefecture. There is a need to improve the sewage treatment rate. Promotional activities to communicate the town's appeal are highly effective. There are many designated cultural properties, neighborhood associations, and NPOs. There are high numbers of foreign residents and technical interns.

Relationship between the Municipality's Comprehensive Plan and the SDGs

The town's motto is "Forests, countryside, oceans and people — Minami-Sanriku, a town where life unfolds." In the Comprehensive Plan, the SDGs are mainly seen as a means of achieving a "circular" society, and there is little in terms of dignity or a gender perspective. Efforts to pass on the experience of the disaster through the Minami-Sanriku Memorial Park and lessons about local culture are commendable.



Priority Issues

Reconstruction, disaster prevention, increasing visitors, inward migration and settlement, promoting employment (especially regular positions and jobs for people with disabilities), support for childcare, rate of people getting regular health checks, healthcare environment, sewage treatment rate, financial capability index