


# Nitrate[NO<sub>3</sub>] test using Comparator

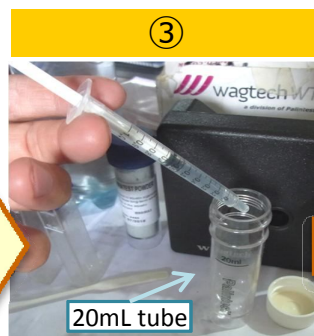
Nitrate [NO<sub>3</sub>] analysis using Comparator(Wagtech company product)



Prepare materials:  
- Comparator, Disk  
- 3 Chemicals  
(Powder, Nitratest tablet, Nitricol tablet)  
- 1.0mL syringe  
- 20mL tube




Take 1.0mL sample water using syringe.



Add 1.0mL sample water into 20mL tube.




Add distilled water into 20mL tube until 20mL line.




Add one spoon "Powder" into 20mL tube.




Add one "Nitratest tablet" into 20mL tube.  
Do not crush.



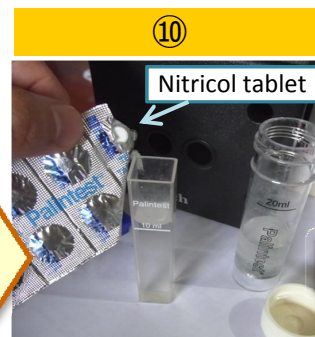
Mix 1 minute well. And, wait 1 minute. Then, slowly turn for flocculation.



Wait 2~ minutes to ensure complete settlement.




Decant sample water into sample cell until 10mL.



Add one "Nitricol Tablet" into sample cell.



Crash and wait 10 minutes. And then, set sample cells into comparator with color disk for Nitrate[NO<sub>3</sub>]



Turn color disk, and check the value as same color.  
The value x 4.4 = shows Nitrate[NO<sub>3</sub>] [mg/L].