


Nitrite[NO₂] test using Comparator


Nitrite [NO₂] analysis using Comparator(Wagtech company product)



Prepare materials:
- Comparator
- Chemical (Nitricol tablet)
- Disk for Nitrite[NO₂]



Add 10 mL sample water into 2 sample cells until upper line.
①: for sample (added Chemical)
②: for blank (only sample water)




Add one "Nitricol tablet" into sample cell (① cell only).



Crash and mix "Nitricol tablet" using the crash rod.



Set color disk into comparator.



Wait 10 minutes.



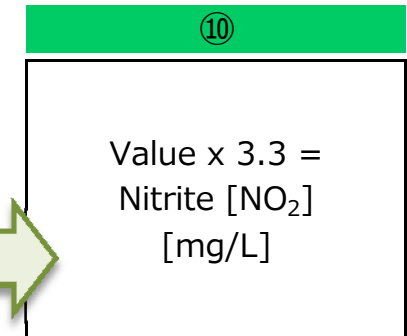
After that, set sample cells into comparator.
- Left: ② Blank
- Right: ① Sample with chemical



Turn color disk, and see holes. Turn color disk until finding out same color (Right and Left).



Check and see right bottom hole. You can see the number (value).



The value x 3.3 = shows Nitrite[NO₂] [mg/L].