

# SUSFORM-NOW (LDC) News No. 29.2: Technical guideline for cultivation of broccoli

## 1. General description:

Broccoli is a popular vegetable and sold in market with high price. Broccoli shows well growths and develops in cold condition, the most suitable temperature for growing is 15–18°C. At the early stage, sapling requires a lot of sunlight, while condition with less sunlight is preferable when plants get mature and the leaves are fully developed. Broccoli prefers light loam, loose soil, rich nutrient, high humus content, moderate acidic (pH level of 6-6,5). It is important to plant it on well-drained soil, avoiding floods in heavy rains.



## 2. Planting season:

- Early season: Sowing seeds from July to August and transplanting from August to September and harvesting 1.5 – 2 month after planting. - Main season: sowing from September to October, transplanting from October to November and harvesting from December to January of the following year.

## 3. Preparation of seedlings

(1) Prepare 100 cm x 60 cm of sowing box or bed, sterilize soil by sunlight before sowing seeds

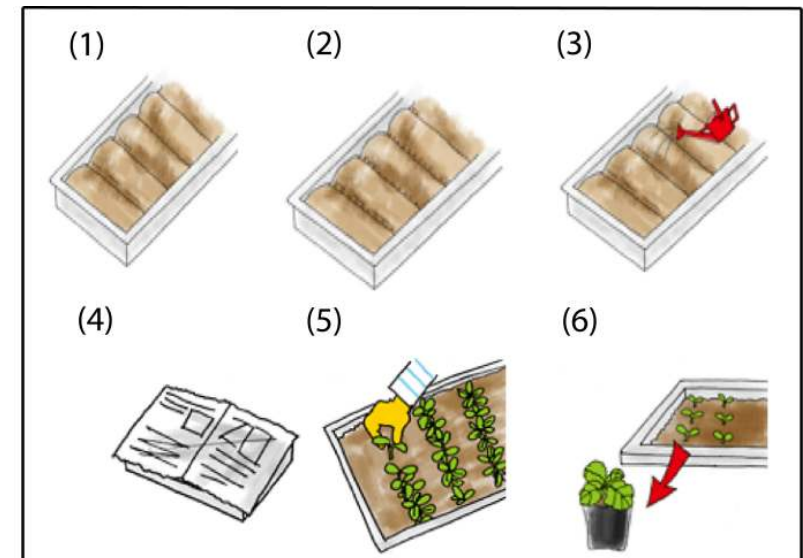
(2) Sow seeds with 2 cm in distance, then cover the seed surface with newspaper or rice straw

(3) Pour water well on seeds every day till seeds germinate

(4) Remove the cover after germination

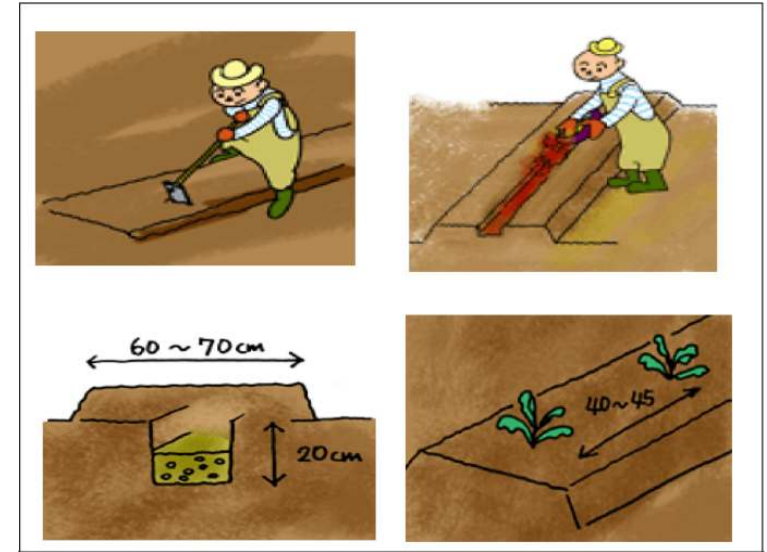
(5) Remove small or weak seedlings

(6) When the seedlings have 4-5 true leaves, transplant seedlings to pot or planting hole of ridge



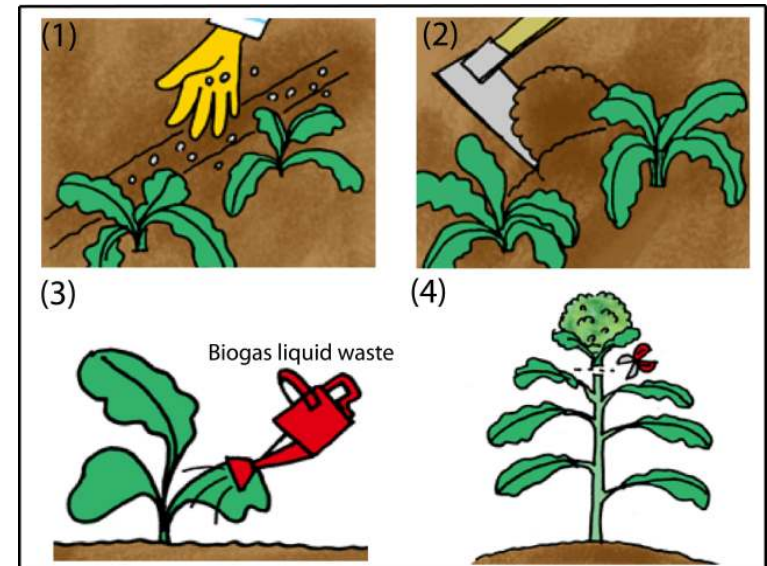
#### 4. Preparation of ridge:

- (1) Hoe, crush until obtaining small and loose soils and then mix them with 100 g of ash or lime per 1 m<sup>2</sup> two weeks before planting
- (2) Dig soil and make 20 cm depth of ditch, and then apply 2 kg of compost per 1 m<sup>2</sup>
- (3) Prepare a ridge with the width being 60~70 cm in single row and 120~130 cm in double row
- (4) Plant seedlings into ditches with distance among planting holes being 40~45 cm. Some varieties have wider foliage and therefore need wider distance. Villagers need to read carefully the instruction manual of seed pack.



#### 5. Fertilizing and Tending

- (1) Regular watering to keep soil moisture
- (2) When the plants reach 2 – 4 weeks of age, apply organic fertilizer to the one side of the row. The farmer can use biogas liquefied fertilizer with dilution of 1:2~1:5 for dressing 2 times per week.
- (3) Earth up to the roots of broccoli
- (4) Combine companion plants, like garlic, shallot, fennel, celery, basil and marigold to prevent pest attack.
- (5) Harvest the head of bud by shears before flowering and continue to provide good maintenance in order to obtain further harvesting of side shoots.



Preference: Illustration <http://www.honda.co.jp/helloyasai/yasai/broccoli>



Date: Oct 24, 2012 (Code 2.6)  
Project telephone: 0230-8500-868  
Email: [SUSFORM.NOW.LDC@gmail.com](mailto:SUSFORM.NOW.LDC@gmail.com)