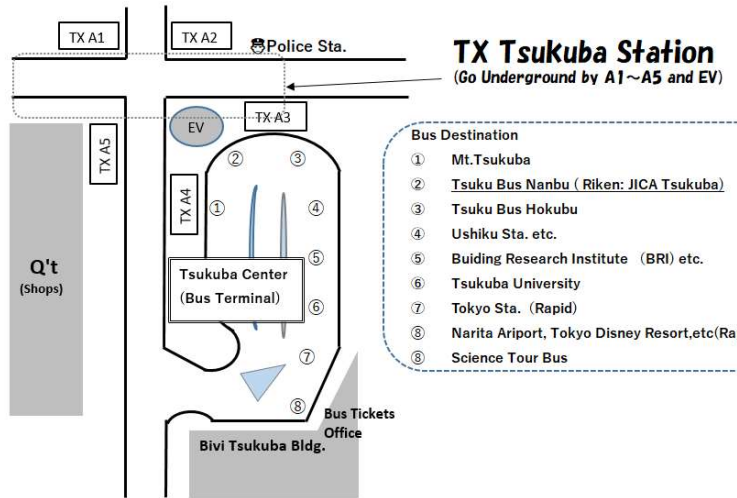


Transportation Guide

~Bus Stops and Train Stations Around JICA Tsukuba~



To Tsukuba Sta.



Bus stop
KOYADAI CHUO
(Kantetsu Bus) to
Ushiku Sta.



Coffee House
TOM TOM



Convenience Store
Mini Stop



Bus stop **RIKEN**
(Tsuku Bus)
to Tsukuba Sta.



Convenience Store
Mini Stop

To Ushiku Sta.

JICA Tsukuba
Administration Bldg.

JICA Tsukuba
Training Bldg.

KOYADAI PARK

JR Ushiku Station



West Exit ← Ushiku Sta. → East Exit

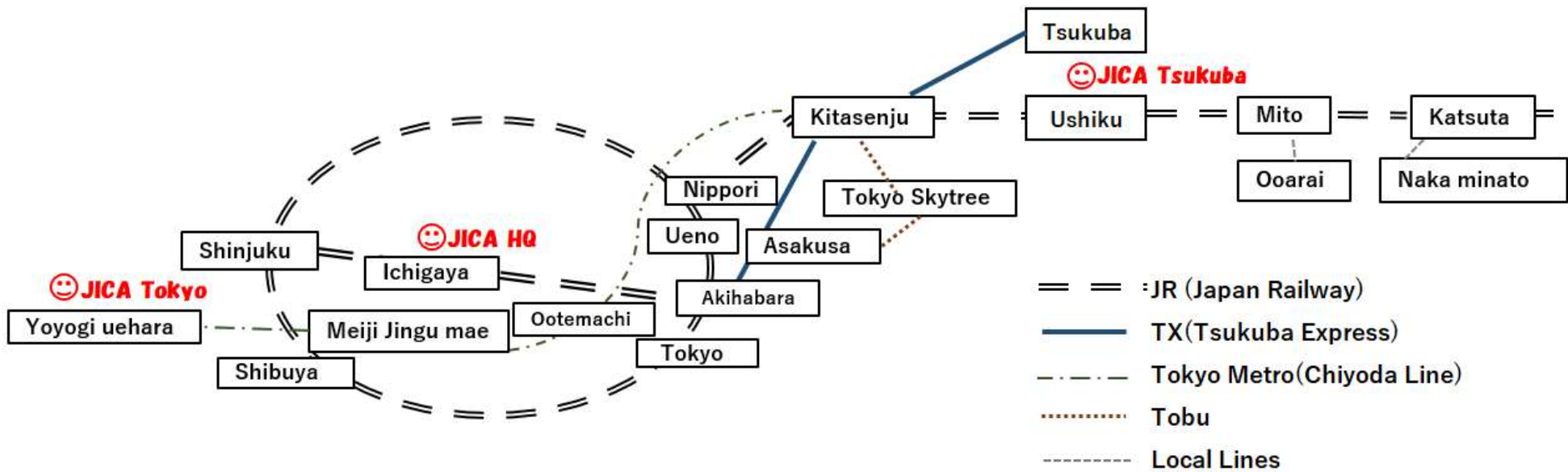
Bus Destination

West Exit No4: All the buses stop at Koyadai Chuo (JICA Tsukuba)

East Exit No2: Some buses stop at Ushiku Daibutsu (Great Buddha) on weekdays

* On holidays non stop buses to Ushiku Daibutsu are available.

Transportation Guide ~Railway Map around JICA Tsukuba and Tokyo~



Prices are as of Mar.2019



Useful Information on Discount Ticket

<Tokyo Metro 24-hour Ticket> Unlimited rides on Tokyo Metro for 24 hours from first use. ¥600

*There are many lines of Tokyo Metro other than illustrated on the above map.

<TX Tokyo Metro Pass> A set of tickets of ①round trip between Tsukuba and Kitasenju on TX, ②unlimited rides between Kitasenju and Akihabara on TX ③ unlimited rides on Tokyo Metro for the day of purchase ¥2,340-





<Explore Tokyo Skytree with TX Free Ticket> A set of tickets of ①round trip between Tsukuba and Kitasenju on TX, ②unlimited rides between Kitasenju and Asakusa on TX, ③unlimited rides between Kitasenju and Tokyo Skytree on Tobu, ④unlimited rides on Skytree Shuttle® (Bus) Ueno Asakusa Line ¥2,390

IC Cards (Suica / PASMO)

IC Cards are rechargeable prepaid cards for the payment of train/bus fare. There are 2 major IC cards in Kanto Area; Suica by JR and PASMO by operators other than JR, which are compatible with each other. For purchase ¥500 deposit and minimum ¥500 charge are necessary. You can buy /refund IC Cards at JR/TX/Tokyo Metro stations. They can be used in most conveniences stores for shopping, too.







Sightseeing Guide ~Tsukuba and Ibaraki~

No	Place	Profile	Opening Hours/Admission Fee	Route and approximate time	Traffic Fare(one way)
1	 <p>Mt.Tsukuba</p>	<p>Mt.Tsukuba is the famous two peak mountain of 877m elevation in the north of Tsukuba City. It is good for hiking to enjoy seasonal beauty of nature.</p> <p>You can go to the top of the mountain by Cablecar or Ropeway.If you climb up on foot,wear proper shoes and bring sufficient water/drinks for hydration.</p>	<p>Service hour of Cabel Car and Ropeway: 9:20-16:40 (9:00-17:00 or longer in summer.)</p>	<p>By Cablecar <Tsuku Bus> Riken-Tsukuba Center:25min. <Kantetsu Bus>Tsukuba Center-Tsukuba san Jinja:36min <Cable Car>Miyawaki--Tsukuba sancho:8min By Ropeway <Tsuku Bus> Riken-Tsukuba Center:25min. <Kantetsu Bus>Tsukuba Center-Tsutsujiga oka:50min</p>	<p><Tsuku Bus>¥300<Kantetsu Bus>¥720<Cable Car>¥580 ----- Total:¥1,600 ----- <Tsuku Bus>¥300<Kantetsu Bus>¥870<Ropeway>¥620 ----- Total:¥1,790</p>
2	 <p>Tsukuba Space Center, JAXA Photo:Railstation.net (http://www.railstation.net/)</p>	<p>In Tsukuba Space Center of The Japan Aerospace Exploration Agency(JAXA), you can feel and experience Japan's space development technologies through various exhibitions including models of satellites and rockets . If you are interested in astronaut's training, guided tour is recommended.</p>	<p><Space Dome:Exhibiton Hall> Open daily(Closed on irregular basis) 9:30-17:00 No admission fee <Guided tour>*By prior registration on HP of JAXA Starts at 11:00 and 14:00 ¥500</p>	<p><Tsuku Bus> Riken-Tsukuba Center:25min. <Kantetsu Bus>Tsukuba Center*-Busshitsu Zairyō Kenkyū Kikō:6min *Take bus for "Arakawaoki Sta." at platform No4</p>	<p><Tsuku Bus>¥300 <Kantetsu Bus>¥200 ----- Total: ¥500</p>
3	 <p>Ushiku Daibutsu</p>	<p>Ushiku Daibutsu(Great Buddha) is the tallest Buddha statue in the world with the height of 120m.This huge Buddha stands in a cemetery of Pure Land Buddhism located 7 km east of JR Ushiku station. You can enter inside the Buddha and go up to the observatory at 85m high.</p>	<p><Ushiku Daibutsu> Open daily 9:30-17:00(Mar.-Sept) 9:30-16:30(Oct.-Feb.) ¥800</p>	<p><Kantetsu Bus>Koyadai Chuo-Ushiku Station West Exit:20min <Kantetsu Bus*>Ushiku Station East Exit-Ushiku Daibutsu:25min *Take Bus for Ushiku Daibutsu at platform No2</p>	<p><Kantetsu Bus>¥300 <Kantetsu Bus>¥520(Non Stop Bus/Holidays only),¥680(Regular Bus) ----- Total:¥820~ ¥980</p>
4	 <p>Aquaworld Ooarai</p>	<p>Aquaworld Ooarai is an aquarium in Ooarai town , Ibaraki Prefecture.It is one of the biggest aquariums in Japan with several hundred types of sea creatures. The site is facing the pacific ocean and popular among all generations from kids to senior citizens.</p>	<p><Aquaworld Ooarai> Open daily(Closed on irregular basis) 9:00-17:00 ¥1,850</p>	<p><Kantetsu Bus>Koyadai Chuo-Ushiku Station West Exit:20min <JR>Ushiku-Mito<Kashima Rinkai Tetsudo>Mito-Ooarai:120min <Ooarai Community Bus>Ooarai Sta.-Aquaworld Ooarai:15min</p>	<p><Kantetsu Bus>¥300 <JR>¥1460<Ooarai Community Bus>¥100 ----- Total:¥1,860</p>

(Fees and Fares are as of Mar. 2019)

Sightseeing Guide ~Tokyo~

No	Place	Profile	Opening Hours/Admission Fee	Route and approximate time	Traffic Fare(one way)
1	 <p>Tokyo Skytree</p>	<p>Tokyo Skytree is the tallest tower in the world with the height of 634m. The tower has two observatories; Tenbo deck at 350m and Tembo Galeria at 450m high.</p>	<p><Tokyo Skytree> 8:00~22:00 (Last admission : 21:00) Open 365 days a year. ¥1,030 (Same day Tembo deck 350m) ~¥4,000 (Fast Skytree Combo Ticket 350m+450m)</p>	<p><Tsuku Bus> Riken-Tsukuba Center:25min. <TX> Tsukuba-Kitasenju <Tobu>Kitasenju-Tokyo Skytree:65min. *Tokyo Skytree station is adjacent to the Tower</p>	<p><Tsuku Bus>¥300 <TX>¥1,030 <Tobu>¥170 ----- Total:¥1,500</p>
2	 <p>Asakusa(Sensouji Temple)</p>	<p>Asakusa is the area that surrounds the Sensouji Temple in east downtown Tokyo. More than 30million people visit the area annually to enjoy the atmosphere of Old Tokyo,Edo.</p>	<p><Sensouji Temple> 6:30~17:00 Open 365 days a year. No admission fee</p>	<p><Tsuku Bus> Riken-Tsukuba Center:25min. <TX> Tsukuba-Asakusa :40min *Sensouji is about 5minute walk (650m) from A1 Exit of Asakusa Station</p>	<p><Tsuku Bus>¥300 <TX>¥1,140 ----- Total:¥1,440</p>
3	 <p>Meiji Jingu(Meiji Shrine)</p>	<p>Meiji Jingu was built in 1920 to deify the spirits of Emperor Meiji and Empress Kensho. The shrine covers a large area with gardens, forest, museums, etc. It is adjacent to the complex of sports facilities of Jingu Gaien and Yoyogi Park.</p>	<p><Meiji jingu> Open from sunrise to sunset No admission fee for the main shrine Treasure House Museum ¥500 Inner Garden ¥500</p>	<p><Tsuku Bus> Riken-Tsukuba Center:25min. <TX> Tsukuba-Kitasenju<Tokyo Metro Chiyoda Line>Kitasenju-Meiji Jingu mae : 80min *It is about 10 minute walk(750m) from Exit 2 of the metro station to the main gate of the Shrine.</p>	<p><Tsuku Bus>¥300 <TX>¥1,030 <Tokyo Metro>¥240 ----- Total:¥1,570</p>
4	 <p>Imperial Palace</p>	<p>The Imperial Palace is the residence of the Emperor in the very center of Tokyo. It is also for the ceremonies and constitutional acts of the imperial family. The Palace used to be the Castle of Tokugawa Shogunate until the Meiji Restoration in 1968.</p>	<p><East Gardens> 9:00-16:30(Nov.-Feb. 9:00-16:00) Closed on Monday and Friday <Kokyo gaien>Outer gardens open 24hrs daily <Guided Tour>*By prior registration on the Imperial Household Agency HP. Starts at 10:00 and 13:30 daily except Sundays, Mondays, National Holidays No admission fee</p>	<p><Tsuku Bus> Riken-Tsukuba Center:25min. <TX> Tsukuba-Kitasenju<Tokyo Metro Chiyoda Line>Kitasenju-Otemachi:65min *It is about 5 minute walk(200m) from Exit C13b of the metro station to the Otemon Gate of the Palace</p>	<p><Tsuku Bus>¥300 <TX>¥1,030 <Tokyo Metro>¥200 ----- Total:¥1,530</p>

(Fees and Fares are as of Mar. 2019)